

**Report on the**  
**Global Adventist Pastors' Survey**  
**To General Conference Future Plans Working Group**

by

Robert K. McIver, PhD,

Wendy A. Jackson, MBChB, FRACP, PhD

Erika F. Puni, PhD

Brendan Pratt, PhD

Stephen J. Currow, DMin

Neil R. Thompson, MA

<b><i>The Research Team</i></b> _____	<b>4</b>
<b><i>Highlights</i></b> _____	<b>5</b>
<b><i>Our Sincere Thanks to ...</i></b> _____	<b>7</b>
<b><i>Participation Rates by Division</i></b> _____	<b>8</b>
<b><i>About the Survey</i></b> _____	<b>9</b>
<b>Scope and Objectives of the Survey</b> _____	<b>9</b>
<b>Number of Items in the Survey</b> _____	<b>9</b>
<b>What Were the Sources of Questions for the Survey?</b> _____	<b>10</b>
<b>Who Were Invited to Participate?</b> _____	<b>10</b>
<b>Languages</b> _____	<b>11</b>
<b><i>Results</i></b> _____	<b>13</b>
<b>1. Pastoral Fit</b> _____	<b>13</b>
<b>2. Demographics</b> _____	<b>18</b>
2.1 Age, Years of Service, Ordination Status _____	<b>19</b>
2.2 Education _____	<b>21</b>
2.3 Gender and Marital Status _____	<b>23</b>
2.4 Worked as Literature Evangelist _____	<b>24</b>
2.5 Grew up in Adventist Home; Network of Supportive Friends _____	<b>26</b>
<b>3. The Pastor's Working Life:</b> _____	<b>28</b>
3.1 Patterns of Pastoral Staffing and Number of Churches and Membership for whom Pastors are Responsible _____	<b>28</b>
3.2 Hours Worked in Typical Week _____	<b>33</b>
3.3 Pastors' Wages _____	<b>34</b>

3.4 Bible Studies, Baptisms, and Reporting Evangelistic Work:	36
3.5 Patterns of Visiting Members	41
3.6 Percentage of Members Involved in Evangelistic Visitation	42
3.7 Do Local Church(es) Promote World Church's Mission Offering?	43
3.8 What Do Pastors Find Satisfying about their Work?	43
<b>4. Potential Challenges of Being a Minister</b>	<b>51</b>
4.1 Of Concern	51
4.2 On a More Positive Note	59
4.3 What Do Pastors Identify as Significant Challenges in their Work?	64
<b>5. Desirable Additional Resources</b>	<b>72</b>
<b>6. Pastoral Practice: Emphasis, Time, Tasks and Priorities</b>	<b>76</b>
6.1 Internal or External Emphasis	76
6.2 Available Time for Ministry	77
6.3 Time Spent on Ministry Tasks	78
6.4 Priorities	83
<b>7. Community Involvement</b>	<b>90</b>
<b>8. Practices of Personal Spirituality</b>	<b>92</b>
<b>9. Beliefs and Practices of the Church</b>	<b>100</b>
9.1 General Agreement with Beliefs and Practices of Church	100
9.2 Division-level Responses to Items Related to Beliefs and Practices	102
<b>10. Standards</b>	<b>108</b>
<b>11. Pastors' Understanding of Education</b>	<b>114</b>
11.1 Pastors' Experience with Adventist Education	114
11.2 Pastors' Evaluation of Effectiveness of Adventist Education	117
<b>12. Effective for Evangelism</b>	<b>118</b>
<b>13. Estimated Frequency of Preaching on Certain Topics by Church Pastor</b>	<b>122</b>
13.1 Most and Least Commonly Preached Topics	122
13.2 Analysis of Division-level responses	126
<b>14. What should the SDA Church be doing?</b>	<b>132</b>
14.1 Goals of Church	132
14.2 Relationship of Local Church to Corporate Church	134
14.3 Pastors' Role in Decision-Making	137
14.4 Open-ended Responses to Question, "What is the Mission of the Seventh-day Adventist Church?"	138
<b>15. Response to COVID-19</b>	<b>145</b>
<b>16. Miscellaneous</b>	<b>151</b>

17. Open-ended responses to question, “Is there anything else you would like to tell us about your ministry?” _____	155
18. Feedback from participants _____	163
<b>Administrative Opportunities and Challenges</b> _____	<b>170</b>
<b>Lessons Learned: Reflections on the Survey</b> _____	<b>172</b>
<b>Appendix A. Crosstabulations not Found Elsewhere in this Report</b> _____	<b>175</b>
Supplementary Crosstabulations 1: Pastoral Fit _____	175
Supplementary Crosstabulations 2: Demographics _____	178
Supplementary Crosstabulations 3: The Pastor’s Working Life _____	180
Supplementary Crosstabulations 4: Potential Challenges of Being a Minister _____	185
Supplementary Crosstabulations 5: Desirable Additional Resources _____	193
Supplementary Crosstabulations 6: Pastoral Practice: Emphasis, Time, Tasks and Priorities _____	198
Supplementary Crosstabulations 7: Community Involvement _____	199
Supplementary Crosstabulations 8: Practices of Personal Spirituality _____	200
Supplementary Crosstabulations 9: Beliefs and Practices of the Church _____	205
Supplementary Crosstabulations 10: Standards _____	220
Supplementary Crosstabulations 11: Pastors’ Understanding of SDA Education _____	224
Supplementary Crosstabulations 12: Effective for Evangelism? _____	226
Supplementary Crosstabulations 13: Topics of Sermons Given in Last 12 Months _____	228
Supplementary Crosstabulations 14: What should the SDA Church be doing? _____	237
Supplementary Crosstabulations 15: Response to COVID-19 _____	238
Supplementary Crosstabulations 16. Miscellaneous _____	239
<b>Appendix B: Mock-up of the Global Adventist Pastors’ Survey</b> _____	<b>243</b>

**Report on**  
**Global Adventist Pastors' Survey**  
**To General Conference Future Plans Working Group**  
January 23, 2024

## **The Research Team**

The team tasked with developing, administering and reporting on the Global Adventist Pastors' Survey consisted of:

Team leader:

Robert K. McIver, PhD, Director of the Scripture, Spirituality and Society Research Centre at Avondale University, and professor at Avondale Seminary.

Team members:

Wendy A. Jackson, MBChB, FRACP, PhD, Head of Seminary, Avondale University.

Erika F. Puni, PhD, Lecturer Avondale Seminary, Avondale University.

Brendan Pratt, PhD, Ministerial Director, Australian Union Conference.

Stephen J. Currow, DMin, Principal, Newbold College.

Neil R. Thompson, MA, Lecturer, Avondale University.

# Highlights

Seventh-day Adventist pastors in local Adventist churches find themselves in a wide range of different working environments and bring to their task very wide differences in life experience and professional preparation. Some pastors work in clusters of small churches, often with 50 members or less. Some have sole charge of a church that may have from 150 to 250 members. Yet other pastors work in districts and are responsible for ministering to thousands of parishioners who have been placed under their care. Some pastors have less than 5 years' experience as pastors, while others have more than 30. Furthermore, they speak different languages and work in different cultures. Thus it is not surprising that Adventist pastors vary in their work practices and in their beliefs. What is striking, though, is not their differences, but what they share in common.

Of the 12,760 Adventist pastors in local churches who have participated in this study (about 44% of the pastors working in the 13 Divisions of the SDA Church<sup>1</sup>):

- 93% of pastors who participated in the survey say that they felt they were **in the “place that God has called me to”** (see Figure 1.1 and Table 1.2<sup>2</sup>);
- 91% agreed or strongly agreed that “being a pastor seems to **fit my gifts and talents**” (see Figure 1.1 and Table 1.1);
- 79% felt that their own **work as a church pastor helps them fulfill their own call of God** to full-time ministry most or nearly all of the time (see Figure 1.5 and Table 1.4);
- 94% of pastors agreed or strongly agreed that “**I serve the mission of the Church** through my work” (see Table A-1.2);
- 89% report that they have **made a personal commitment to Jesus Christ** that is still important in their life today (see Figure 8.1 and Table A-8.1);
- 94% of pastors rated it very likely (4 or 5 on a five-point scale) that they **would be a committed Seventh-day Adventist church-member for the rest of their life** (see Table A-1.3);
- 72% of all pastors strongly agreed that “**My spouse is very supportive of my ministry,**” and a further 17% agreed more than disagreed (see Figure 4.15 Table A-4.17);
- 96% had received a definite **answer to a specific prayer request** at some time (see Figure 8.10 and Table A-8.11);
- 74% had felt a **deep sense of spiritual peace and well-being** a few times a week or more (see Figure 8.9 and Table A-8.9);
- 69% of all pastors strongly agreed that “**I feel close to my family,**” and a further 23% agreed more than disagreed (see Table A-4.18);
- 23% report that they **work 60 hours per week or more** (8% more than 80 hours per week; see Table 3.5 and Table A-3.5 in Appendix A); and more than 20% of the pastors in the ECD,

---

<sup>1</sup> According to the *2022 Annual Statistical Report New Series Volume 4*, published by the Office of Archives, Statistics, and Research of the General Conference of Seventh-day Adventists, at the end of 2021 there were 28,357 evangelistic and pastoral employees in the 13 Divisions of the Church (Table 17, p. 13). A total of 12,380 pastors in local churches in the 13 Divisions and 383 pastors in two of the Unions attached to the General Conference participated in the survey, which represents 43.7% of those pastors in the 13 Divisions listed in Table 17 in the statistical report (see also Table Participation 1a and 1B in the main text below).

<sup>2</sup> Note on numbering of Figures and Tables: The numbering of Figures and Tables re-sets to 1 in each section. Thus Figure 4.1 is the first Figure in section 4 – “Potential Challenges ...” Tables and Figures in Appendix A are prefixed by an A. Hence Table A-4.1 provides the crosstabulations that are graphically portrayed in Figure 4.1 in the main text. This numbering scheme is designed to allow a specific Figure or Table to be found quickly by its section number, and the sequential numbering of other Figures and Tables.

IAD, SID, SSD and WAD report that they **work in excess of 70 hours per week** (28%, 21%, 31%, 21%, and 35% respectively; see Table A-3.5 in Appendix A);

- The majority of pastors have **worked as a Literature Evangelist** at some point in their career (63%; see Figure 2.4 and Table 2.5), although the proportion who have done so varies considerably between Divisions. The largest proportion of those who had worked as Literature Evangelists is reported from the SAD (94%), and the next highest proportion is in the SSD (87%) and the IAD (82%);
- 90% of pastors thought that teachers in **Adventist schools** make a “significant contribution” or “fairly important contribution” to the mission of the church (see Figure 11.3 and Table A-11.3 which reveal some variations between responses coming from different Divisions);
- On average, across the 13 Divisions, only 34% of pastors **attended Adventist secondary** schools for at least one year (see Table A-11.1). By way of contrast, across the 13 Divisions, 85% of pastors spent 3 or more years at **Adventist tertiary institutions** (see Table A-11.2; SUD is an exception).
- Pastors rate the internet, video and TV as **most effective for evangelism** (see Table 12.1 and Figure 12.1).
- The **sermon topics** that were most frequently chosen were, “The Experience of Salvation Through Jesus,” “The Second Coming,” “The Life, Death, and Resurrection of Jesus,” “Stewardship” and “The Sabbath.” The least frequently chosen sermon topics are “Adventist Education,” “Topics Addressing Local Beliefs and Practices,” “The Sanctuary and 1844,” “The Gift of Prophecy,” and “The Trinity” (see Table 13.2).
- Pastors thought that the top **goals of the Adventist church** should be “Lead people to accept Jesus as their personal Saviour,” “Prepare people for the soon return of Jesus,” “Share the message and teachings of Jesus with the world,” “Disciple followers of Jesus” (see Table 14.1).
- Of the various **roles** that a pastor *should* take on in their working life, respondents rated most important as “Conduct worship,” “Training people for mission,” “Teach faith,” “Offer prayer”. When asked what they *actually* spent their time doing, they said the largest proportion of their time was taken up with “Conduct[ing] worship,” “Teach[ing] faith,” “Administer[ing] local church,” and “Involvement in social issues” (see Table 6.5).
- 78% of pastors reported that they were personally involved in some form of **community service** (see Figure 7.2 and Table A-7.1).

At the same time, the survey results reveal that the pastors do face significant **challenges** in their work, so much so that:

- More than 15% of all respondents strongly agreed that “I **feel run down and drained** of physical or emotional energy” and a further 29% agreed more than disagreed (see Figure 4.1 and Table A-4.1). In other words, nearly 1 in 2 pastors reported being run down and drained of physical or emotional energy.
- More than 10% of all pastors reported that they strongly agreed with item Q27s, “I feel that I **have no one to talk to or counsel with**”, and a further 20% agreed more than disagreed (see Figure 4.1 and Table A-4.2)
- More than 10% of all pastors strongly agreed that “I get discouraged because **nobody seems to care**” and a further 18% agreed more than disagreed (see Figure 4.1 and Table A-4.3).
- Roughly 10% of all respondents strongly agreed that “Sometimes I feel that I **would like to leave pastoral ministry**,” and an additional 18% agreed more than disagreed with this item (see Figure 4.1 and Table A-4.1). This amounts to 1 in 4 pastors having contemplated leaving ministry at one time or another.

The six Divisions, ECD, IAD, SAD, SID, SSD, and WAD, have a **pattern of staffing** different from the other Divisions of the Church. In those six Divisions:

- 66% of pastors have the responsibility for the care of **5 or more churches**, and 31% have the responsibility for **10 or more churches** (see Figure 3.2 and Tables 3 and A-3.2).
- 50% of pastors have the responsibility for **more than 500 members**, 23% for more than **1,000 members**, and 10% of them are responsible for **more than 2,000 members** (see Figure 3.3 and Table 3.3 and A-3.3).
- 50% of the pastors were responsible for churches at which at least **300 attended Sabbath School**; while 20% had at least 750 attend, and 13% had at least **1,000 attending** (see Figure 3.4 and Table 3.4 and A-3.4).

## Our Sincere Thanks to ...

The research team wish to extend their sincere thanks to:

- The General Conference Office of Archives Statistics and Research for the research grant that underwrote the costs of the survey. They wish to acknowledge the help that David Trim and Galina Stele have provided for this project.
- Avondale University, for building into the workloads of those employed at Avondale (particularly that of the team-leader) a generous allotment of time to devote to this research.
- The Division-level Executive Secretaries and Division-level Ministerial Association Secretaries who have so ably supported this research.
- Those who translated the survey under tight restraints of time, and those who provided analysis translations of the feedback in languages other than English.
- The research assistants at Avondale who supported the research, particularly Signe Brown and Margaret House.
- Howard Fisher, who has copy-edited every stage of the research project, from the proposal, through the ethics committee application, through the various reports that have been produced.
- And most importantly – to all those who participated in the survey.

The survey results represent a considerable investment of time from all those mentioned here, and many others besides. For that, we thank you all sincerely.

Rob, Wendy, Steve, Neil, Erika, and Brendan.

## Participation Rates by Division

As of May 9, 2023, we had received 12,760 surveys from participants who qualified to be included in the study (i.e. they were pastors in local churches who have identified their Division<sup>3</sup>). Of those that started the survey, 75% completed it, which is highly commendable considering the length of the survey. The research team expresses its warm thanks to all those pastors who have participated in the survey and their administrators who have encouraged them to do so.

Table Participation-1 shows a participation rate expressed as a percentage of surveys collected from the total number of “Evangelistic and Pastoral Employees” reported for each Division in Table 17 (p. 13) of the *2022 Annual Statistical Report*.<sup>4</sup> It may be observed from Table Participation-1 that the 12,760 participants in this survey amount to 44% of the pastors in local churches in the 13 Divisions of the Seventh-day Adventist Church.

**Table Participation-1**

*Global Adventist Pastors’ Survey: Participation Rates by Division (as at May 9, 2023)*

	Surveys	Evangelistic & Pastoral Employees	Participation
East-Central Africa Division (ECD)	2,089	3,668	57%
Euro-Asia Division (ESD)	283	558	48%
Inter-America Division (IAD)	1,854	3,480	53%
Inter-European Division (EUD)	291	880	33%
North American Division (NAD)	617	4,851	13%
Northern Asia-Pacific Division (NSD)	249	930	27%
South American Division (SAD)	2,954	3,535	84%
South Pacific Division (SPD)	303	1,963	15%
Southern Africa-Indian Ocean (SID)	928	1,746	53%
Southern Asia Division (SUD)	243	1,225	20%
Southern Asia-Pacific Division (SSD)	1,317	2,840	46%
Trans-European Division (TED)	223	597	37%
West-Central Africa Division (WAD)	1,029	2,052	50%
Subtotals	<b>12,380</b>	28,357	<b>44%</b>

During the period in which surveys were collected (2022 – 2023), the Ukraine Union Mission (UUC) was “attached” administratively to the General Conference. Of the 395 pastors in the UUC, 176 (or 45%) participated in the survey. The code UUC is used in the following tables and graphs to report on the data from the UUC.

<sup>3</sup> Surveys were also received from 257 departmental directors, 158 administrators (e.g. presidents, secretaries, treasurers), 136 chaplains, 19 evangelists, 10 Bible workers, and 8 missionaries. Because such individuals are not based in a local church, their responses have been excluded from this analysis. A further 559 have also been excluded from this report, as they came from those who either did not answer Q11 (which asked them to identify their pastoral role), or who chose “other” and either did not explain what their role was, or who described a role that was not associated with a local church.

<sup>4</sup> New Series Volume 4, published by the Office of Archives, Statistics, and Research of the General Conference of Seventh-day Adventists.



# About the Survey

## Scope and Objectives of the Survey

The Global Adventist Pastors' Survey was conducted at the initiative of the leadership of the General Conference of Seventh-day Adventists, and was managed by the General Conference Office of Archives Statistics and Research (David Trim, PhD, Director). The research brief developed by the General Conference explicitly stated the following scope and objectives for the survey:

### Geographical scope/Target audience(s)

Adventist pastors currently employed in local churches in all the Divisions of the Seventh-day Adventist Church.

### Purpose/objectives of the research

The research objective is to design and implement a pastoral survey instrument focused on the following areas:

- Pastors' priorities in and attitude to mission;
- The spiritual life of pastors;
- Pastors' attitudes to the Adventist Church's Fundamental Beliefs;
- Pastors' attitudes to church authority, relationship to the Conference/Union/Division/GC, and pastors' role in decision-making;
- The Adventist message they preach – do they preach the full message of the Adventist Church?
- Pastors' attitude to discipleship – do they have the right balance of church programs?
- Existence or absence of contingency plans for the local church against a pandemic or similar crisis in the future;
- Pastors' attitude to and experience of Adventist education industries.

The survey developed by the research team was designed to meet the objectives stated in the research brief.

## Number of Items in the Survey

The fact that there were multiple research objectives meant that the resultant survey was rather long (SurveyMonkey reports that the typical time spent on the survey was 56 minutes). The Global Adventist Pastors' Survey consists of 256 items, divided into 3 branches of 101, 103 and 114 items respectively (each branch had a number of common items). The majority of these items were presented with Likert scales,<sup>5</sup> although the survey did include 6 open-ended questions which called for written input, as well as questions that provided a list of options from which participants could choose the one that best fitted them and their circumstances (e.g., in which Division of the church were they working), and 5 questions asked participants to rank their answers.

Participants were offered the opportunity to complete all the questions in the survey, and 67% of the 4,909 respondents that completed the questions in branch one chose to continue into branch two of

---

<sup>5</sup> A Likert scale asks participant to choose one of the following responses to a statement: strongly disagree, disagree more than agree, agree more than disagree, strongly agree.

the survey, and 68% of the 5,700 respondents that completed the questions in branch two chose to continue and answer questions in branch three. The remaining 33% opted to complete only the 100 or so items in the branch to which they were directed.

## What Were the Sources of Questions for the Survey?

The questions in the survey ask participants what they think a minister should be doing, about their experience as a minister, some details about themselves (e.g. age, education), and what they think about various theological ideas. To keep the survey shorter, the questions were broken into three groups or “branches” and participants were given the option of completing all the questions, or of being randomly assigned to the different sets of questions.

The items in the survey come from a variety of **sources**, such as:

- The 2013 Global Adventist Pastors’ Survey;
- Research into the experiences of pastors (e.g. <https://www.pastoralcareinc.com/statistics>);
- Other surveys conducted at the behest of the General Conference of Seventh-day Adventists (e.g. the Institutional Worker’s Survey, the Global [SDA] Members Survey);
- The Pew Forum on Religion & Public Life / U.S. Religious Landscape Survey (a survey conducted in the US and internationally covering all belief systems, and including more than 30,000 interviews);
- Some questions were used from the following: The Quest Scale (Alberto Voci, Giulia L. Bosetti, Chiara A. Veneziani, “Measuring Religion as End, Means, and Quest: The Religious Life and Orientation Scale,” *TPM-Testing, Psychometrics, Methodology in Applied Psychology* 24 (2017): 83–98); the Religious Fundamentalism Scale (Bob Altemeyer and Bruce Hunsberger, “A Revised Religious Fundamentalism Scale: The Short and Sweet of It,” *The International Journal for the Psychology of Religion* 14 (2004) 47–54); and the Intrinsic / Extrinsic Religious Orientation Scale (Panagiota Darvyri, Michael Galanakis, Adamantios G. Avgoustidis, Niki Pateraki, Spyros Vasdekis, Christina Darviri, “The Revised Intrinsic/Extrinsic Religious Orientation Scale in a Sample of Attica’s Inhabitants,” *Psychology* (2014): 1557–1567).
- A few questions are based on items found in some of the scales found in the publication by Peter C. Hill and Ralph W. Hood, Jr., eds., *Measures of Religiosity* (Birmingham, AL: Religious Education, 1999).
- The research publications of the Barna group have also given the basic ideas for a few of the items.
- A question in the pastors’ survey associated with The Australian Church Life Survey, used with permission (see Table 6.5).
- Two questions were adapted from the survey instrument of Randall L. Haffner, “Identification of Seventh-day Adventist Health Core Convictions: Alignment with Current Healthcare Practice” (PhD Dissertation, Andrews University 2006).

## Who Were Invited to Participate?

Participants were drawn from the pool of Seventh-day Adventist pastors working in local churches in the 13 Divisions of the Seventh-day Adventist Church, and two of the Unions attached to the General Conference. Three considerations led to the decision to use the total number of pastors based in local churches in all Divisions as the sample: (1) The participation rates that were expected based on the fact that participants in the survey were usually recruited via emails which contained a link to

SurveyMonkey, (2) the wish to report results at Union-level as much as possible, and (3) the fact that the survey was divided into three “branches.”<sup>6</sup>

## Languages

The survey was available in the following languages: Bulgarian, Chinese (Simplified), Croatian, Czech, English, French, German, Hungarian, Indonesian, Italian, Japanese, Korean, Polish, Portuguese, Romanian, Russian, Serbian, Spanish (Latin American), Spanish (Peru), and Ukrainian, together with the following eight languages used in the Indian subcontinent: Bangla/Bengali, Hindi, Kannada, Malayalam, Marathi, Nepali, Telugu, and Tamil. The numbers of surveys completed in each language is noted in Table Surv-1.

---

<sup>6</sup> That there were three “branches” of the Survey meant that only 1/3 of the participants would answer many of the questions. Thus it was necessary to gather three times the minimum number needed to attempt the survey to get sufficient numbers in any one question.

**Table Surv-1***Crosstabulation between "Language" and "Q22. ... in which Division of the Seventh-day Adventist Church?"*

Language	Code	ECD	ESD	IAD	EUD	NAD	NSD	SAD	SPD	SID	SUD	SSD	TED	WAD	UUC	Total
Bangala (India)	bn_IN	0	0	0	0	0	0	0	0	1	3	0	0	0	0	4
Bulgarian	bg_BG	0	0	0	34	0	0	0	0	0	0	0	1	0	1	36
Chinese (Simplified)	zh-cn	0	1	0	0	0	13	0	0	0	0	1	0	0	0	15
Croatian	hr_HR	0	0	0	0	0	0	0	1	0	0	0	1	0	0	2
Czech	cs	0	1	0	27	0	0	0	0	0	0	0	0	0	0	28
English	en	1,821	5	249	5	589	37	33	304	725	68	586	163	882	8	5476
French	fr_FR	408	0	88	8	1	0	6	8	41	0	0	0	182	0	742
German	de_DE	3	0	0	72	0	0	0	0	2	0	0	0	0	0	77
Hindi (India)	hi_IN	0	0	0	0	0	0	0	0	0	106	0	0	0	0	106
Hungarian	hu_HU	0	0	0	0	0	0	0	0	0	0	0	23	0	0	23
Indonesian (Indonesia)	id_ID	0	0	0	0	0	0	0	0	0	1	769	0	0	0	770
Italian	it_IT	0	1	0	30	0	0	0	0	0	0	0	1	0	0	32
Japanese	ja_JP	0	0	0	0	0	30	0	0	0	0	0	0	0	0	30
Kannada (India)	kn_IN	0	0	0	0	0	0	0	0	0	6	0	0	0	0	6
Korean	ko_KR	0	0	0	0	4	175	0	1	0	1	2	0	0	0	183
Malayalam	ml_IN	0	0	0	0	0	0	0	0	0	57	0	0	0	0	57
Marathi (India)	mr_IN	0	0	0	0	0	0	0	0	0	2	0	0	0	0	2
Nepali (India)	ne_IN	0	0	0	0	0	0	0	0	0	17	0	0	0	0	17
Polish	pl_PL	0	0	0	0	0	0	0	0	0	0	0	15	0	0	15
Portuguese (Brazil)	pt-br	0	1	2	0	4	3	1,903	3	6	1	0	0	1	0	1924
Portuguese (Portugal)	pt_PT	0	1	0	0	0	0	2	1	193	0	0	0	2	0	199
Romanian	ro_RO	0	23	1	66	0	0	0	0	0	0	0	0	0	0	90
Russian	ru_RU	1	256	0	0	1	0	0	0	0	0	0	6	0	53	317
Serbian	sr_Latn	0	0	0	0	0	0	0	0	0	0	0	22	0	0	22
Spanish (Latin America)	es_419	3	0	1,549	56	19	2	145	0	1	0	0	2	2	1	1780
Spanish (Peru)	es_PE	2	0	11	1	0	0	914	0	0	1	0	0	0	0	929
Tamil (India)	ta_IN	0	0	0	0	0	0	0	0	0	14	0	0	0	0	14
Telugu (India)	te_IN	0	0	0	0	0	0	0	0	0	1	0	0	0	0	1
Ukrainian	uk_UA	0	0	0	0	0	0	0	0	0	0	0	1	0	116	117
		2,238	289	1,900	299	618	260	3,003	318	969	278	1,358	235	1,069	179	13,014

# Results

In both the “Results” section and Appendix A (which provides supplementary crosstabulations), items in this report are grouped together into the following themes: 1. Pastoral Fit; 2. Demographics; 3. The Pastor’s Working Life; 4. Potential Challenges Faced by Ministers; 5. Desirable Additional Resources; 5. Pastoral Practice: Emphasis, Time, Tasks and Priorities; 7. Community Involvement; 8. Practices of Personal Spirituality; 9. Doctrines and Practices of the Church; 10. Standards; 11. Pastor’s Understanding of Education; 12. Effective for Evangelism; 13. Preaching Topics; 14. What Should SDA Church Do? 15. People who are Most Likely to Leave the Church; 16. Reasons People Leave the Church; 17. Responses to COVID-19; 18. Openness to New Ideas and Miscellaneous.

Note on numbering of Figures and Tables: The numbering of Figures and Tables re-sets to 1 in each section. Thus Figure 4.1 is the first Figure in section 4 – “Potential Challenges ...” Tables and Figures in Appendix A are prefixed by an A. Hence Table A-4.1 provides the crosstabulations that are graphically portrayed in Figure 4.1 in the main text. This numbering scheme is designed to allow a specific Figure or Table to be quickly found by its section number, and the sequential numbering of other Figures and Tables.

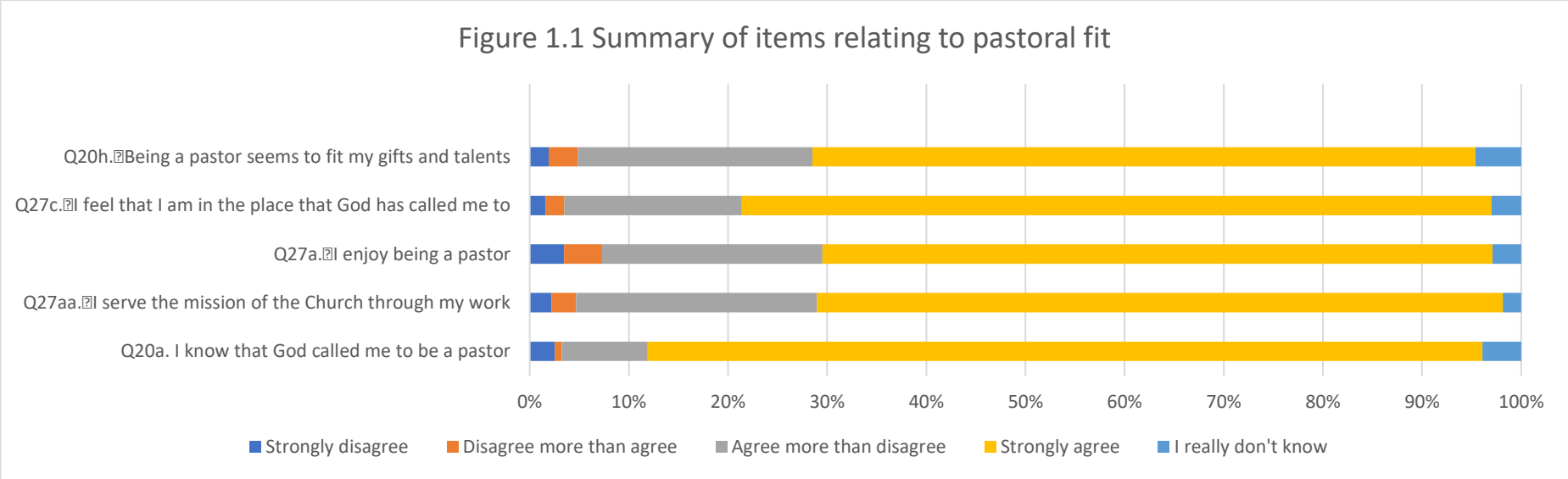
## 1. Pastoral Fit

A number of items relate to matters of participants’ pastoral “fit” to their profession. One such item was Q20h: “Being a pastor seems to fit my gifts and talents.” Taken together, these items provide a measure of positive morale and a feeling that the pastor is doing the work that he or she has been called to do.

By and large, pastors were reporting a high degree of “fit” to their profession. For example, the averages of all the pastoral fit results from the 13 Divisions and one attached Union, are:

- 91% agreed or strongly agreed that “being a pastor seems to **fit my gifts and talents**” (see Figures 1.1, 1.2 and Table 1.1).
- 93% of pastors who participated in the survey said that they feel they were in the “**place that God has called me to**” (see Figures 1.1, 1.3 and Table 1.2).
- 90% of pastors agreed or strongly agreed that “**I enjoy being a pastor**” (see Table A-1.1 in Appendix A).
- 84% of pastors strongly agreed that “I know that **God called me to be a pastor**”, and an additional 9% agreed more than disagreed (84%+9%=93%; see Figure 1.1, 1.4 and Table 1.3).
- 79% felt that their own work as a church pastor helps them **fulfill their own call of God** to full-time ministry most or nearly all of the time (see Figures 1.1, 1.5 and Table 1.4).
- 94% of pastors agreed or strongly agreed that “**I serve the mission of the Church** through my work” (see Table A-1.2).
- 94% of pastors rated it very likely (4 or 5 on a five-point scale) that they would be a committed Seventh-day Adventist **Church member for the rest of your life?**” (see Table A-1.3).
- 86% of pastors rated it very likely (4 or 5 on a five-point scale) that they will be “**working as a minister** in the Seventh-day Adventist Church **in 10 years** time if you do not retire” (see Table A-1.4 in Appendix A).

For many of these items, participants were able to choose one of the following options: “Strongly disagree”, “Disagree more than agree”, “Agree more than disagree”, “Strongly agree”, and “I really don't know”. Figure 1.1 shows the proportion of each of these options in the responses of all those eligible to participate in the survey.<sup>7</sup>



Figures 1.2 to 1.5 and Tables 1.1 to 1.3 and A-1.1 to A-1.5 provide a more detailed report of these results.

<sup>7</sup> Specifically, the graph provides a representation of the column in the table for each item labelled “Average all” or “Av all”, which averages the percentages from the 13 Divisions and 1 attached Union in the row of that table.

Figure 1.2 Being a pastor seems to fit my gifts and talents

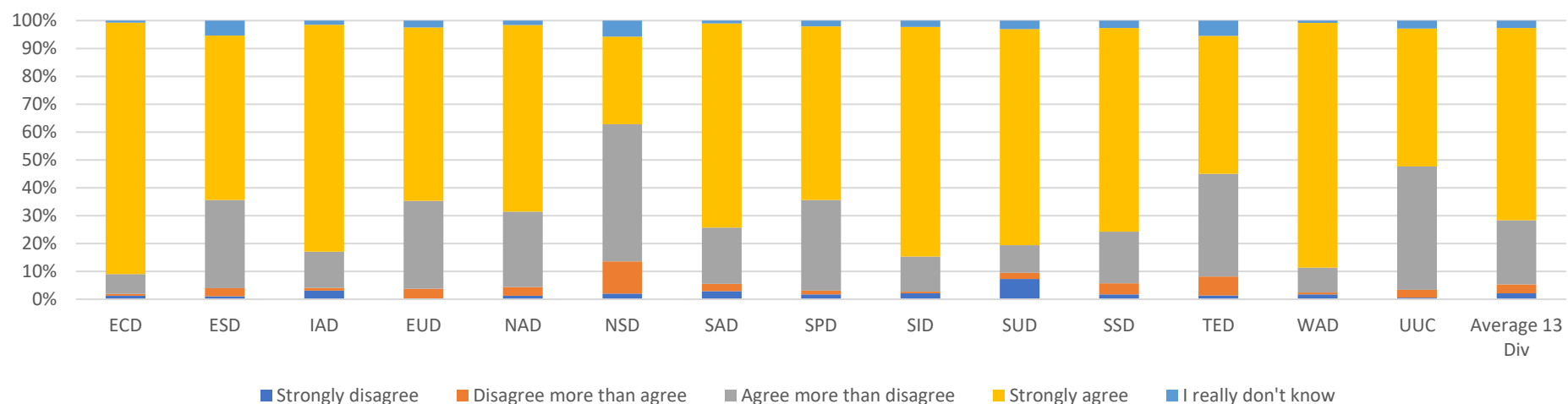


Table 1.1

Crosstabulation of “Q20h. Being a pastor seems to fit my gifts and talents” and “Q22. ... which Division of the Seventh-day Adventist Church?”

	ECD	ESD	IAD	EUD	NAD	NSD	SAD	SPD	SID	SUD	SSD	TED	WAD	UUC	Average 13 Div
Strongly disagree	1.3%	1.1%	3.1%	0.3%	1.3%	2.1%	2.9%	1.7%	2.1%	7.3%	1.8%	1.4%	1.7%	0.6%	2.2%
Disagree more than agree	0.7%	2.9%	1.0%	3.5%	3.1%	11.6%	2.6%	1.4%	0.6%	2.2%	4.0%	6.8%	0.7%	2.9%	3.1%
Agree more than disagree	7.1%	31.7%	13.1%	31.5%	27.1%	49.2%	20.2%	32.5%	12.7%	9.9%	18.5%	36.8%	8.9%	44.3%	23.0%
Strongly agree	90.3%	59.0%	81.4%	62.3%	66.9%	31.4%	73.2%	62.3%	82.4%	77.6%	73.0%	49.5%	87.9%	49.4%	69.0%
I really don't know	0.7%	5.4%	1.5%	2.4%	1.6%	5.8%	1.0%	2.1%	2.2%	3.0%	2.7%	5.5%	0.8%	2.9%	2.7%
n=	1,960	278	1,792	289	616	242	2,883	289	891	232	1,280	220	989	174	11,961

Notes on Table 1.1

1. The statistics in the main body of Table 1.1 and most subsequent Tables are expressed in percentages.
2. The final two columns provide an average of the percentages across the row, first for the 13 Divisions and 1 attached Union (“Average All”), then for only the 13 Divisions (“Average 13 Div”). Taking the average percentage means that each Division [and attached Union] is equally represented in the final result, independent of how many participated in each Division.
3. The bottom row, with the label “n=”, provides a count of the number of surveys from each Division in which respondents answered this question.

Figure 1.3 I am in the place God has called me to

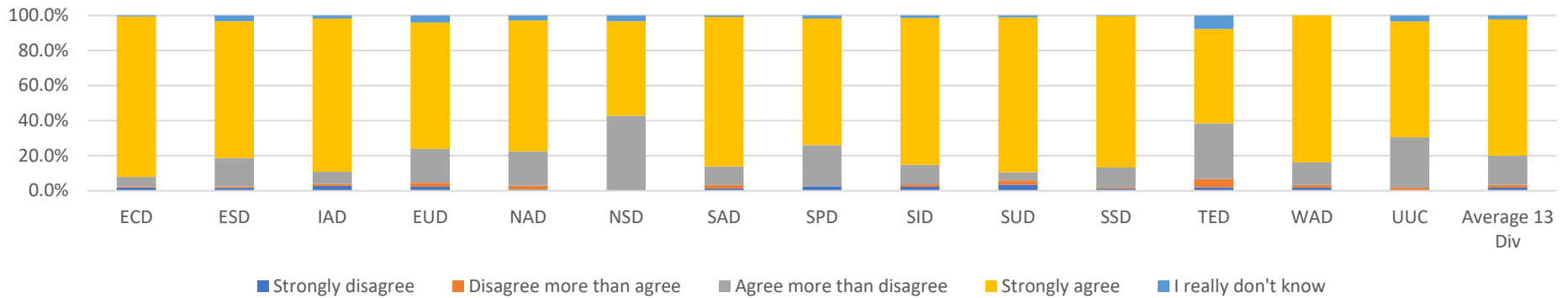


Table 1.2

Crosstabulation of “Q27c. I feel that I am in the place that God has called me to” and “Q22. ... which Division of the Seventh-day Adventist Church?”

	ECD	ESD	IAD	EUD	NAD	NSD	SAD	SPD	SID	SUD	SSD	TED	WAD	UUC	Average 13 Div
Strongly disagree	1.9%	1.6%	2.8%	2.3%	0.7%	0.0%	1.4%	2.5%	2.2%	3.5%	1.2%	1.9%	1.8%	0.0%	1.8%
Disagree more than agree	0.6%	0.8%	1.0%	2.3%	2.1%	0.0%	1.9%	0.0%	1.4%	2.4%	0.6%	4.8%	1.6%	1.7%	1.5%
Agree more than disagree	5.4%	16.3%	7.2%	19.3%	19.8%	42.9%	10.6%	23.5%	11.2%	4.7%	11.5%	31.7%	12.9%	28.8%	16.7%
Strongly agree	91.5%	78.0%	87.4%	72.2%	74.7%	53.8%	85.3%	72.3%	83.9%	88.2%	86.3%	53.8%	83.7%	66.1%	77.8%
I really don't know	0.6%	3.3%	1.7%	4.0%	2.8%	3.3%	0.8%	1.7%	1.4%	1.2%	0.4%	7.7%	0.0%	3.4%	2.2%
n=	850	123	836	176	288	91	1,247	119	366	85	495	104	387	59	5,167



Figure 1.4 God has called me to be a pastor

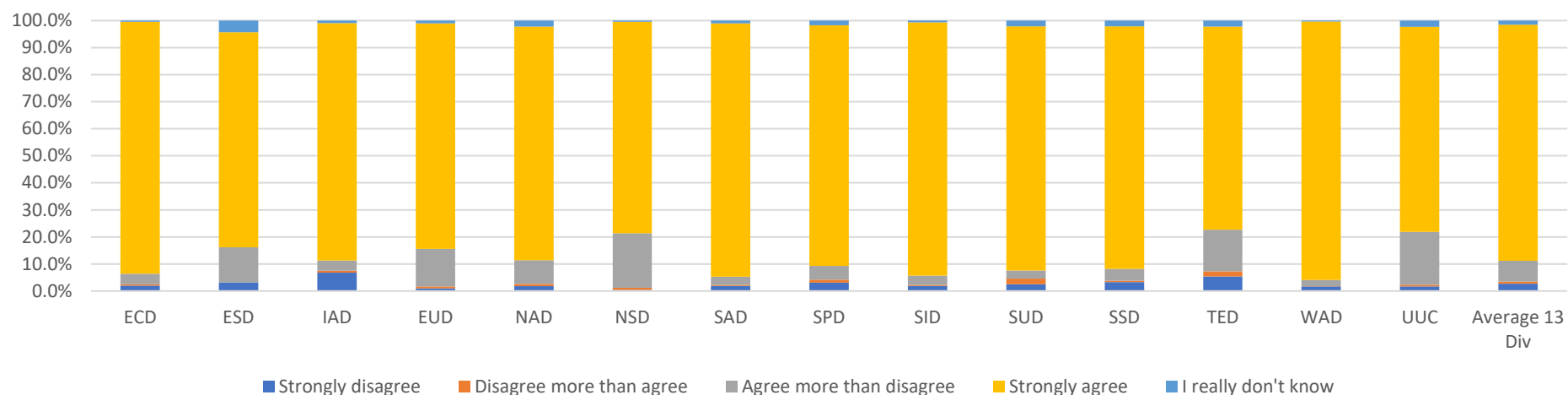


Table 1.3

Crosstabulation of “Q20a. I know that God called me to be a pastor” and “Q22. ... which Division of the Seventh-day Adventist Church?”

	ECD	ESD	IAD	EUD	NAD	NSD	SAD	SPD	SID	SUD	SSD	TED	WAD	UUC	Average 13 Div
Strongly disagree	2.0%	3.2%	6.8%	1.0%	1.8%	0.4%	1.9%	3.1%	1.9%	2.5%	3.3%	5.4%	1.7%	1.7%	2.7%
Disagree more than agree	0.5%	0.0%	0.7%	0.7%	0.8%	0.8%	0.4%	1.0%	0.4%	2.1%	0.5%	1.8%	0.1%	0.6%	0.8%
Agree more than disagree	4.0%	12.9%	3.8%	13.8%	8.8%	20.2%	3.1%	5.2%	3.3%	2.9%	4.4%	15.4%	2.3%	19.5%	7.7%
Strongly agree	93.2%	79.6%	87.8%	83.4%	86.3%	78.2%	93.6%	89.0%	93.7%	90.3%	89.7%	75.1%	95.6%	75.9%	87.3%
I really don't know	0.4%	4.3%	0.9%	1.0%	2.3%	0.4%	1.0%	1.7%	0.7%	2.1%	2.1%	2.3%	0.3%	2.3%	1.5%
n=	1,999	279	1,806	289	615	243	2,888	290	903	238	1,283	221	1,001	174	12,055

Question 3 (“How much of your work as a church pastor helps you fulfill your own call of God to full-time ministry?”) elicited greater variation in ministers’ responses than questions about their call to ministry. Among the ministers taken as a whole, on average 79% stated that almost everything or most things help them to fulfill their call to full-time ministry (see Table 1.4).

Figure 1.5 How much of your work fulfils your own call?

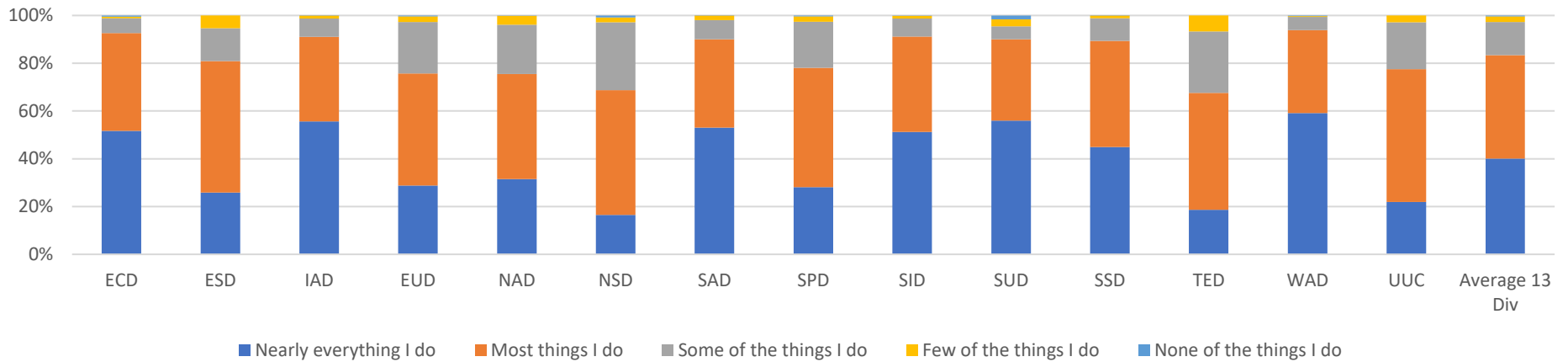


Table 1.4

Crosstabulation of "Q3. How much of your work as a church pastor helps you fulfil your own call of God to full-time ministry?" and "Q22. ... which Division of the Seventh-day Adventist Church?"

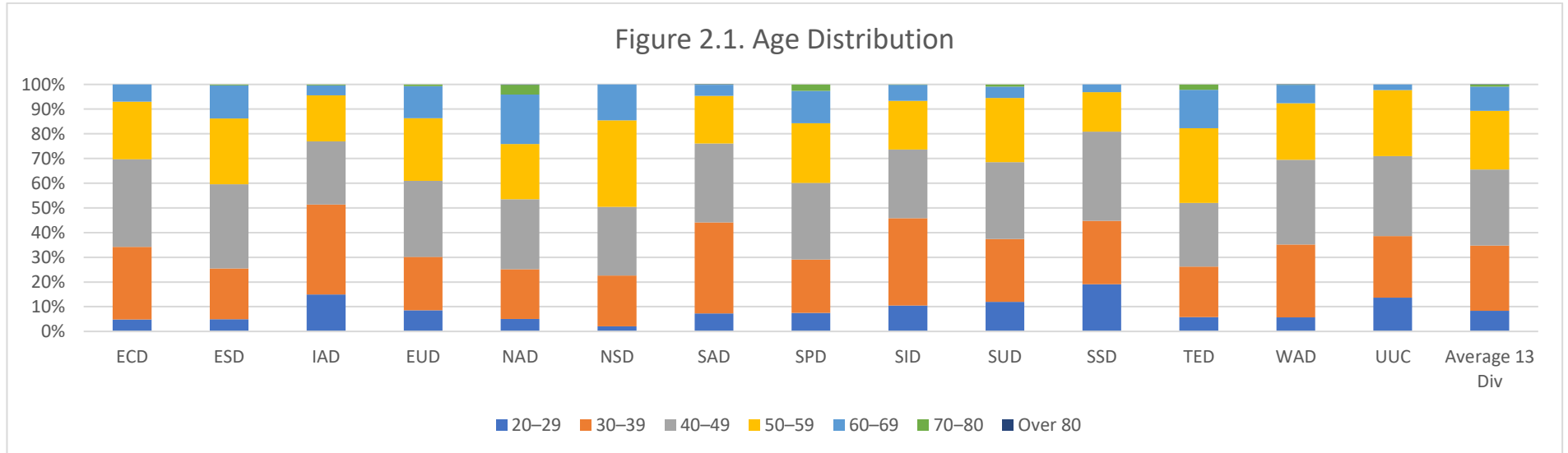
	ECD	ESD	IAD	EUD	NAD	NSD	SAD	SPD	SID	SUD	SSD	TED	WAD	UUC	Average 13 Div
Nearly everything I do	51.6%	25.9%	55.6%	28.8%	31.5%	16.5%	53.0%	28.1%	51.2%	56.0%	44.9%	18.7%	59.2%	21.9%	40.1%
Most things I do	41.0%	55.0%	35.4%	46.9%	43.9%	52.2%	37.0%	50.0%	40.0%	34.0%	44.4%	48.9%	34.7%	55.6%	43.3%
Some of the things I do	6.2%	13.8%	7.7%	21.6%	20.7%	28.5%	8.1%	19.3%	7.5%	5.4%	9.4%	25.8%	5.5%	19.7%	13.8%
Few of the things I do	0.7%	5.3%	1.2%	2.4%	3.7%	2.0%	1.9%	2.3%	1.2%	2.9%	1.1%	6.7%	0.3%	2.8%	2.4%
None of the things I do	0.5%	0.0%	0.1%	0.3%	0.2%	0.8%	0.1%	0.3%	0.1%	1.7%	0.1%	0.0%	0.3%	0.0%	0.3%
n=	2,074	282	1,851	292	615	249	2,956	306	922	241	1,315	225	1,029	178	12,357

## 2. Demographics

As well as typical demographic items such as age, length of employment as a pastor, ordination status, education attained, 3 items included in this "theme" ask whether the pastor had been employed as a Literature Evangelist and under what conditions.

## 2.1 Age, Years of Service, Ordination Status

Some of the diversity among the pastors in local Seventh-day Adventist churches is reflected in the **age-profile** of the different Divisions of the church. Divisions such as the IAD, SID, SSD (and UUC) are characterized by a workforce of younger ministers (see Figures 2.1 and 2.2 and Tables 2.1 and 2.2), while the ESD, NAD, SPD and TED have a much greater percentage of more-experienced ministers.



**Table 2.1**

*Crosstabulation between “Q6. Your age group” and “Q22. ... which Division of the Seventh-day Adventist Church?”*

Age group	ECD	ESD	IAD	EUD	NAD	NSD	SAD	SPD	SID	SUD	SSD	TED	WAD	UUC	Average 13 Div
20–29	4.9%	5.0%	14.9%	8.6%	5.0%	2.0%	7.2%	7.5%	10.4%	11.9%	19.1%	5.8%	5.6%	13.6%	8.3%
30–39	29.4%	20.6%	36.5%	21.6%	20.1%	20.6%	36.9%	21.6%	35.4%	25.5%	25.7%	20.4%	29.6%	25.0%	26.4%
40–49	35.4%	34.0%	25.5%	30.8%	28.4%	27.8%	32.0%	31.0%	27.8%	31.1%	36.1%	25.8%	34.2%	32.4%	30.8%
50–59	23.4%	26.6%	18.7%	25.3%	22.4%	35.1%	19.2%	24.2%	19.8%	26.0%	15.9%	30.2%	23.0%	26.7%	23.8%
60–69	6.9%	13.5%	4.1%	13.0%	20.1%	14.5%	4.6%	13.1%	6.5%	4.7%	3.2%	15.6%	7.4%	2.3%	9.8%
70–80	0.0%	0.4%	0.3%	0.7%	3.9%	0.0%	0.0%	2.6%	0.1%	0.9%	0.0%	2.2%	0.1%	0.0%	0.9%
Over 80	0.0%	0.0%	0.0%	0.0%	0.2%	0.0%	0.1%	0.0%	0.0%	0.0%	0.0%	0.0%	0.1%	0.0%	0.0%
n=	2,077	282	1,855	292	617	248	2,943	306	921	235	1,321	225	1,031	176	12,353

Figure 2.2 Years in paid ministry

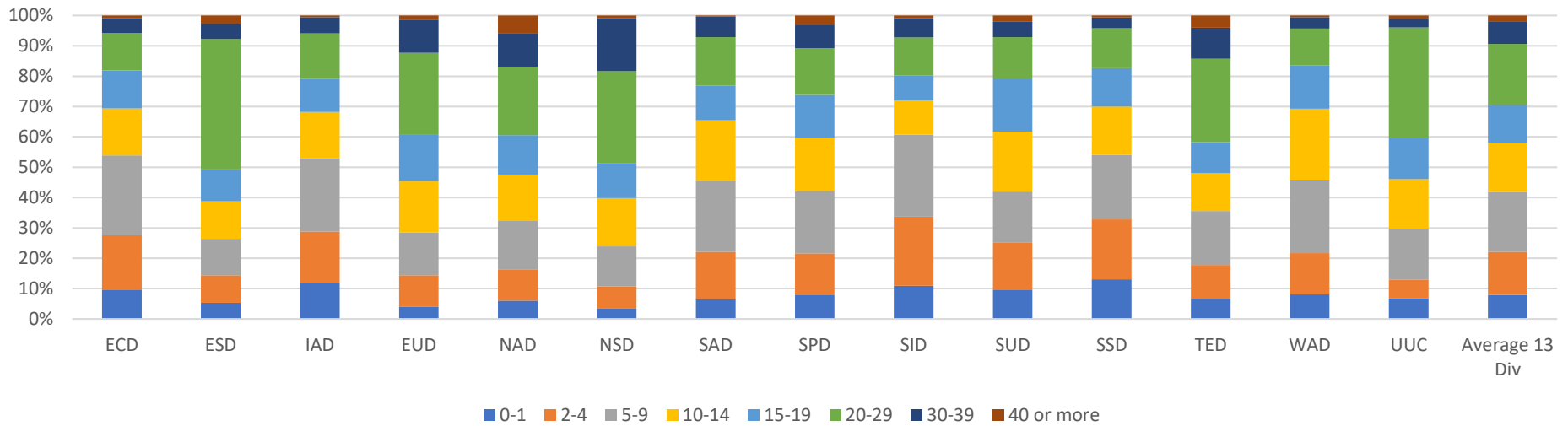


Table 2.2

Crosstabulation of “Q4How many **years** have you been in some type **of paid ministry?**” with “Q22. ... which Division of the Seventh-day Adventist Church?”

	ECD	ESD	IAD	EUD	NAD	NSD	SAD	SPD	SID	SUD	SSD	TED	WAD	UUC	Average 13 Div
0-1	9.7%	5.3%	11.7%	4.1%	6.0%	3.6%	6.5%	7.8%	10.9%	9.7%	13.0%	6.7%	8.1%	6.7%	7.9%
2-4	17.9%	9.2%	17.1%	10.3%	10.4%	7.2%	15.7%	13.7%	22.7%	15.5%	19.8%	11.1%	13.7%	6.2%	14.2%
5-9	26.3%	12.0%	24.2%	14.0%	15.9%	13.1%	23.4%	20.6%	27.1%	16.8%	21.2%	17.8%	24.2%	16.9%	19.7%
10-14	15.5%	12.3%	15.2%	17.1%	15.3%	15.9%	19.9%	17.6%	11.3%	19.7%	15.9%	12.4%	23.4%	16.3%	16.3%
15-19	12.6%	10.6%	10.9%	15.1%	13.0%	11.6%	11.5%	14.1%	8.2%	17.2%	12.7%	10.2%	14.3%	13.5%	12.4%
20-29	12.3%	43.0%	15.0%	27.1%	22.4%	30.3%	15.9%	15.4%	12.6%	13.9%	13.2%	27.6%	12.2%	36.5%	20.0%
30-39	5.0%	4.9%	5.3%	11.0%	11.0%	17.5%	6.9%	7.5%	6.4%	5.0%	3.5%	10.2%	3.7%	2.8%	7.5%
40 or more	0.8%	2.8%	0.6%	1.4%	6.0%	0.8%	0.3%	3.3%	0.9%	2.1%	0.7%	4.0%	0.6%	1.1%	1.9%
n=	2,088	284	1,854	292	616	251	2,958	306	924	238	1,312	225	1,031	178	12,379

Figure 2.3 Ordained, commissioned, licenced, intern, volunteer?

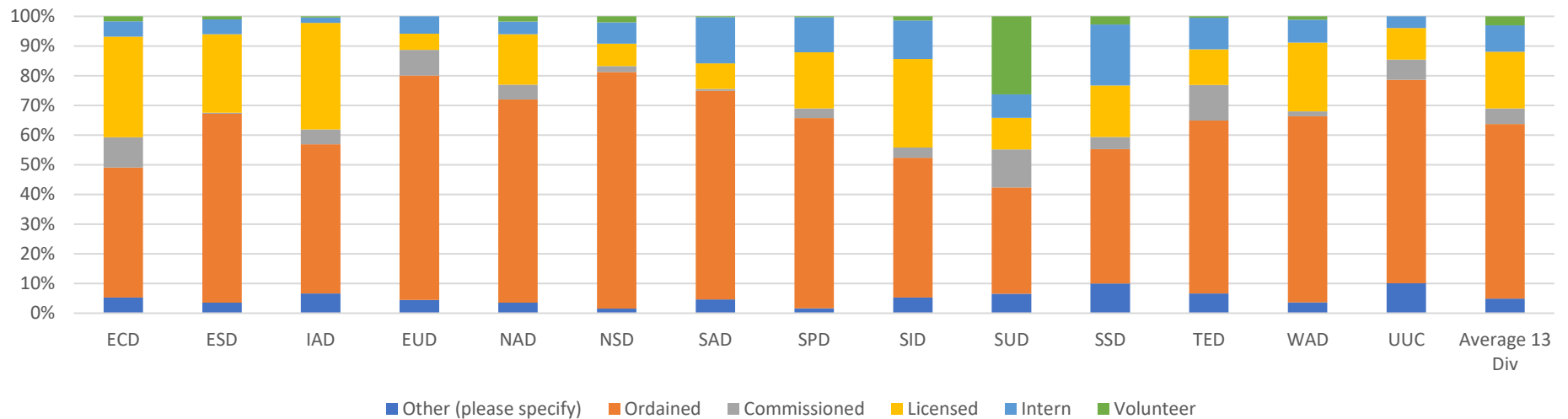


Table 2.3

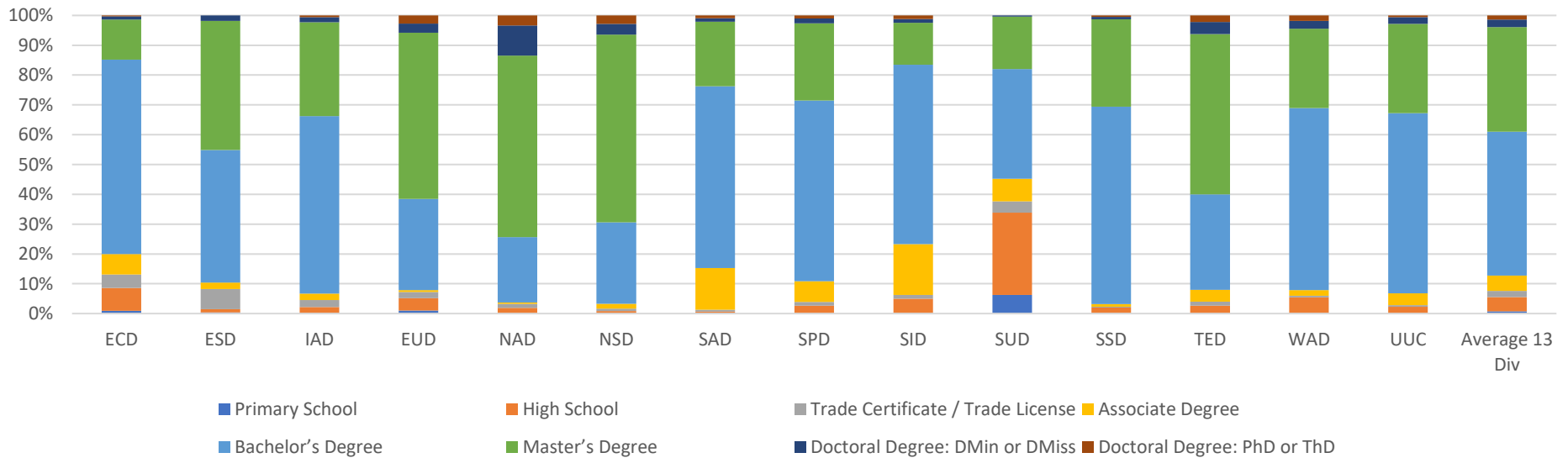
Crosstabulation of “Q5 Are you ... [ordained ...]?” and “Q22. ... which Division of the Seventh-day Adventist Church?”

	ECD	ESD	IAD	EUD	NAD	NSD	SAD	SPD	SID	SUD	SSD	TED	WAD	UUC	Average 13 Div
Other (please specify)	5.3%	3.5%	6.7%	4.5%	3.6%	1.6%	4.6%	1.6%	5.3%	6.6%	10.0%	6.7%	3.7%	10.1%	4.9%
Ordained	43.8%	63.6%	50.2%	75.6%	68.4%	79.7%	70.3%	64.1%	47.0%	35.8%	45.2%	58.2%	62.6%	68.5%	58.8%
Commissioned	10.1%	0.4%	5.0%	8.6%	5.0%	2.0%	0.6%	3.3%	3.5%	12.8%	4.1%	12.0%	1.6%	6.7%	5.3%
Licensed	33.9%	26.5%	35.9%	5.5%	17.0%	7.6%	8.7%	19.0%	29.9%	10.7%	17.4%	12.0%	23.2%	10.7%	19.0%
Intern	5.2%	4.9%	1.8%	5.8%	4.2%	7.2%	15.5%	11.8%	12.9%	7.8%	20.5%	10.7%	7.6%	3.9%	8.9%
Volunteer	1.7%	1.1%	0.4%	0.0%	1.8%	2.0%	0.3%	0.3%	1.4%	26.3%	2.7%	0.4%	1.2%	0.0%	3.0%
n=	2,090	283	1,855	291	617	251	2,961	306	927	243	1,320	225	1,033	178	12,402

## 2.2 Education

It may be observed in Figure 2.4 that education levels among pastors in local churches vary by country. Those Divisions which have older pastoral workforces and have greater financial resources to support them, generally have a greater percentage of their workforce with a master’s or doctoral degree when compared to other Divisions (e.g. EUD, NAD, NSD, TED). With one Division-level exception, the majority of pastors have achieved at least a bachelor’s degree. That so many have had tertiary education as their basic qualification represents a substantial human capital that is available to the Church.

Figure 2.4 Educational attainment of pastors

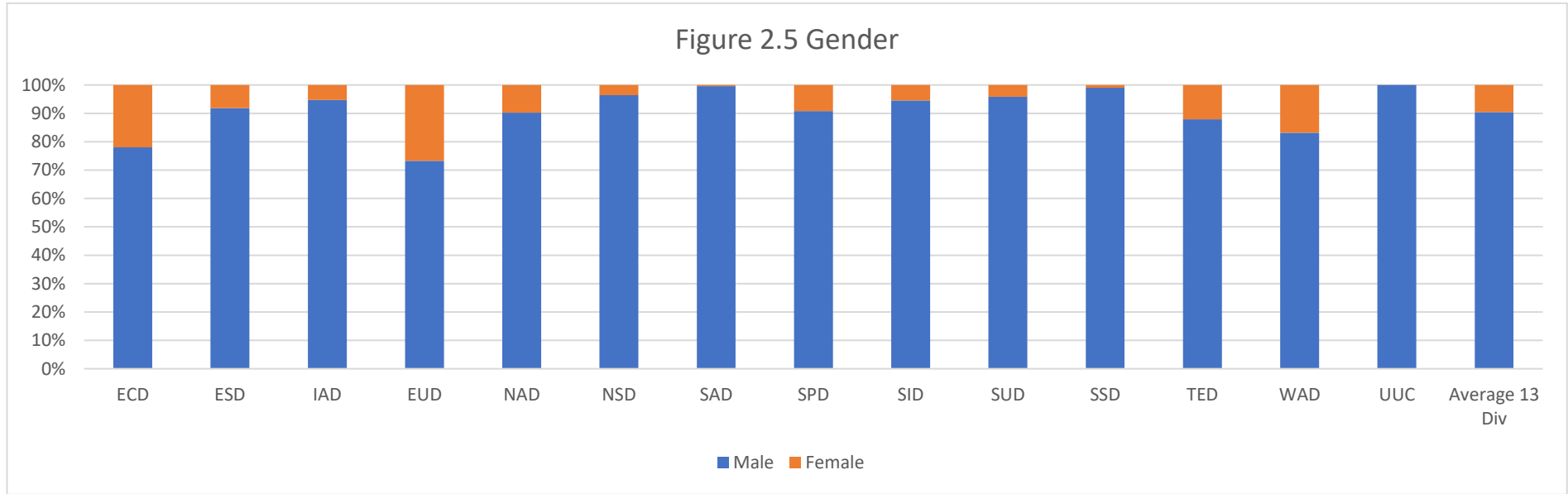


**Table 2.4**  
Crosstabulation of “Q7. Your **education**” and “Q22. ...which Division of the Seventh-day Adventist Church?”

Education	ECD	ESD	IAD	EUD	NAD	NSD	SAD	SPD	SID	SUD	SSD	TED	WAD	UUC	Average 13 Div
Primary School	0.9%	0.4%	0.1%	1.0%	0.0%	0.0%	0.2%	0.0%	0.1%	6.3%	0.1%	0.0%	0.1%	0.0%	0.7%
High School	7.6%	1.1%	2.1%	4.1%	1.9%	0.8%	0.4%	2.6%	4.9%	27.6%	1.9%	2.7%	5.3%	2.3%	4.9%
Trade Certificate / Trade License	4.6%	6.8%	2.3%	2.1%	1.3%	0.8%	0.6%	1.3%	1.3%	3.8%	0.3%	1.3%	0.6%	0.6%	2.1%
Associate Degree	6.9%	2.2%	2.2%	0.7%	0.5%	1.6%	14.1%	6.9%	17.1%	7.5%	0.9%	4.0%	1.8%	4.0%	5.1%
Bachelor's Degree	65.2%	44.4%	59.6%	30.6%	21.9%	27.4%	60.9%	60.7%	60.2%	36.8%	66.2%	32.0%	61.0%	60.5%	48.2%
Master's Degree	13.5%	43.4%	31.4%	55.7%	60.9%	62.9%	21.7%	25.9%	14.0%	17.6%	29.3%	53.8%	26.6%	29.9%	35.1%
Doctoral Degree: DMin or DMiss	1.1%	1.8%	1.8%	3.1%	10.1%	3.6%	1.2%	1.6%	1.3%	0.4%	0.8%	4.0%	2.6%	2.3%	2.6%
Doctoral Degree: PhD or ThD	0.3%	0.0%	0.5%	2.7%	3.4%	2.8%	0.9%	1.0%	1.2%	0.0%	0.5%	2.2%	1.8%	0.6%	1.3%
n=	2,071	279	1,857	291	616	248	2,907	305	926	239	1,319	225	1,032	177	12,315

### 2.3 Gender and Marital Status

In the 13 Divisions of the SDA Church, a little more than 90% of participants were male, although there are notable differences between the various Divisions and the one attached Union. More than 99% of the pastors working in the SAD, SSD, and UUC were male. The largest proportion of female pastors in a Division was found in the EUD (26.7%), followed closely by the ECD (22%) and the WAD (16.8%).



**Table 2.5**

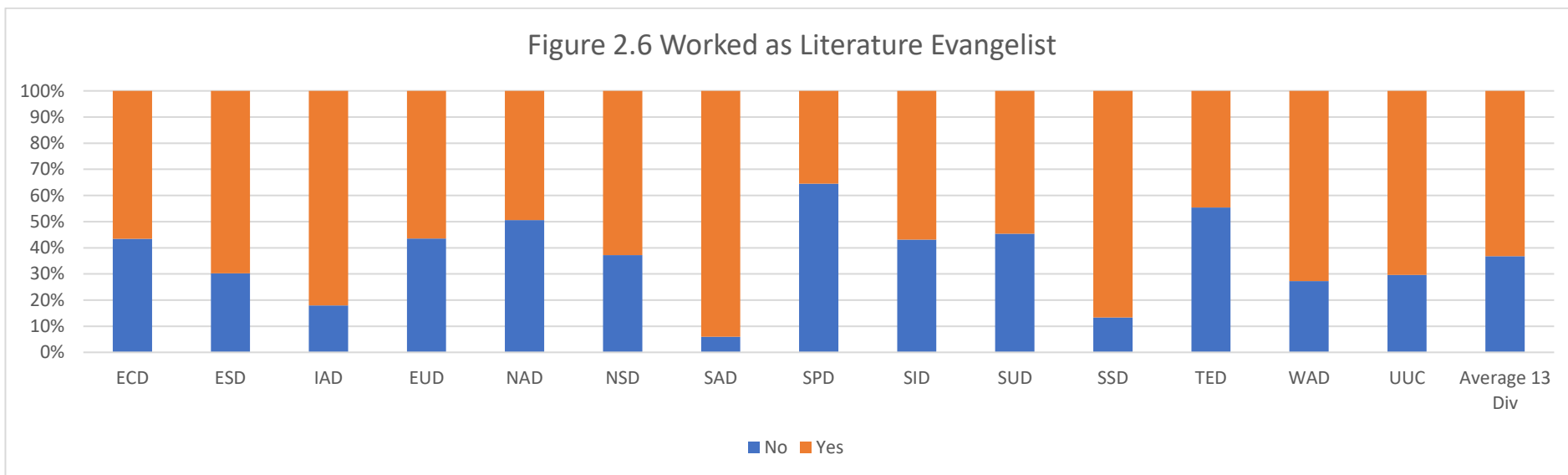
*Crosstabulation of "Q8. Your gender" and "Q22. ... which Division of the Seventh-day Adventist Church?"*

Gender	ECD	ESD	IAD	EUD	NAD	NSD	SAD	SPD	SID	SUD	SSD	TED	WAD	UUC	Average 13 Div
Male	78.0%	91.9%	94.7%	73.3%	90.3%	96.4%	99.6%	90.8%	94.5%	95.9%	99.0%	87.9%	83.2%	100.0%	90.4%
Female	22.0%	8.1%	5.3%	26.7%	9.7%	3.6%	0.4%	9.2%	5.5%	4.1%	1.0%	12.1%	16.8%	0.0%	9.6%
n=	2,100	283	1,857	292	617	248	2,947	306	931	243	1,324	224	1,034	176	12,406

Ninety percent of the survey participants were married, and 6% were single (see Table A-2.1 in Appendix A). Of those that were married in the 13 Divisions, 98% were married to a spouse who is an Adventist who attends church regularly (see Table A-2.2 in Appendix A).

## 2.4 Worked as Literature Evangelist

The majority of pastors had worked as a Literature Evangelist at some point in their career (63%; see Figure 2.6 and Table 2.6), although the proportion who have done so varies considerably between Divisions. The largest proportion of those who had worked as Literature Evangelists was reported from the SAD (94%), and the next highest in the SSD (87%) and the IAD (82%). Of those that did work as Literature Evangelists, 53% did so for 12 months or more (see Table 2.6). Overall, 62% of respondents from the 13 Divisions who worked as Literature Evangelists did their work part-time. By way of contrast, 68% of respondents from the SAD report that they worked full time as Literature Evangelists (see Table A-2.3 in Appendix A). Overall, 72% said that they worked as Literature Evangelists as part of their theological training; a proportion which includes high percentages of participants from the IAD, NSD, SAD, SSD, SUD and the WAD (87%, 93%, 91%, 80%, 84% and 85% respectively; see Table 2.7).



**Table 2.6**

*Crosstabulation of “Q36. Have you ever worked as a **Literature Evangelist**?” and “Q22. ... which Division of the Seventh-day Adventist Church?”*

	ECD	ESD	IAD	EUD	NAD	NSD	SAD	SPD	SID	SUD	SSD	TED	WAD	UUC	Average 13 Div
No	43.5%	30.3%	17.9%	43.5%	50.5%	37.2%	6.0%	64.5%	43.1%	45.3%	13.3%	55.4%	27.3%	29.6%	36.8%
Yes	56.5%	69.7%	82.1%	56.5%	49.5%	62.8%	94.0%	35.5%	56.9%	54.7%	86.7%	44.6%	72.7%	70.4%	63.2%
n=	819	119	792	170	275	86	1,188	110	343	86	466	101	363	54	4,918



Figure 2.7 How Long a Literature Evangelist?

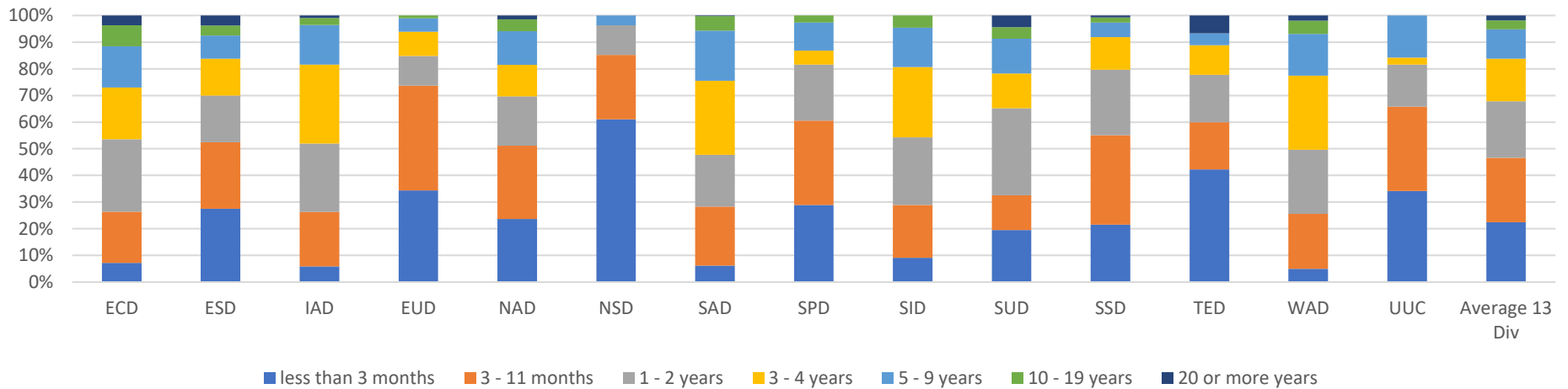


Table 2.7

Crosstabulation "Q37. How long did you work as a Literature Evangelist?" and "Q22. ... which Division of the Seventh-day Adventist Church?"

	ECD	ESD	IAD	EUD	NAD	NSD	SAD	SPD	SID	SUD	SSD	TED	WAD	UUC	Average 13 Div
less than 3 months	7.2%	27.5%	5.9%	34.3%	23.7%	61.1%	6.2%	28.9%	9.1%	19.6%	21.6%	42.2%	5.0%	34.2%	22.5%
3 - 11 months	19.2%	25.0%	20.4%	39.4%	27.4%	24.1%	22.2%	31.6%	19.8%	13.0%	33.6%	17.8%	20.6%	31.6%	24.2%
1 - 2 years	27.2%	17.5%	25.7%	11.1%	18.5%	11.1%	19.4%	21.1%	25.4%	32.6%	24.5%	17.8%	24.0%	15.8%	21.2%
3 - 4 years	19.4%	13.8%	29.7%	9.1%	11.9%	0.0%	27.8%	5.3%	26.4%	13.0%	12.3%	11.1%	27.9%	2.6%	16.0%
5 - 9 years	15.5%	8.8%	14.8%	5.1%	12.6%	3.7%	18.7%	10.5%	14.7%	13.0%	5.4%	4.4%	15.6%	15.8%	11.0%
10 - 19 years	7.8%	3.8%	2.6%	1.0%	4.4%	0.0%	5.4%	2.6%	4.6%	4.3%	2.0%	0.0%	5.0%	0.0%	3.4%
20 or more years	3.7%	3.8%	0.9%	0.0%	1.5%	0.0%	0.3%	0.0%	0.0%	4.3%	0.7%	6.7%	1.9%	0.0%	1.8%
n=	459	80	647	99	135	54	1,121	38	197	46	408	45	262	38	3,591

**Table 2.8**

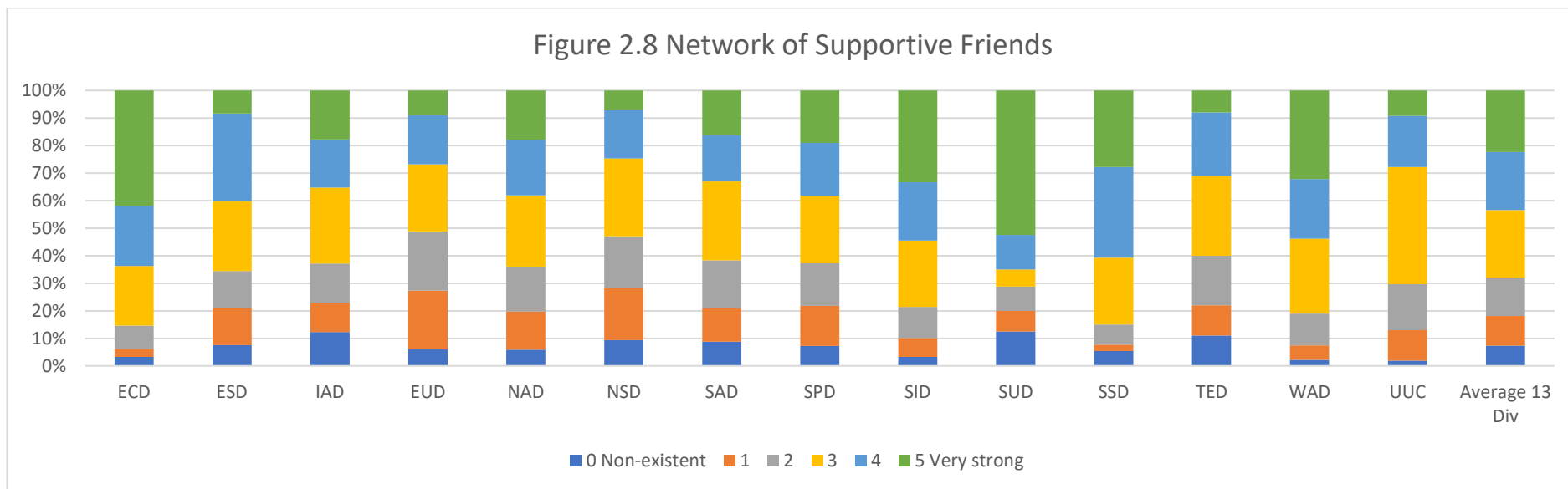
Correlation of “Q39. I worked as a Literature Evangelist as **part of my theological training**” and “Q22. ... which Division of the Seventh-day Adventist Church?”

	ECD	ESD	IAD	EUD	NAD	NSD	SAD	SPD	SID	SUD	SSD	TED	WAD	UUC	Average 13 Div
No	43.7%	51.9%	13.4%	25.8%	48.9%	7.4%	8.6%	30.8%	36.7%	19.6%	16.1%	53.3%	15.3%	44.7%	28.6%
Yes	56.3%	48.1%	86.6%	74.2%	51.1%	92.6%	91.4%	69.2%	63.3%	80.4%	83.9%	46.7%	84.7%	55.3%	71.4%
n=	465	81	651	97	135	54	1,117	39	196	46	404	45	262	38	3,592

## 2.5 Grew up in Adventist Home; Network of Supportive Friends

Generally speaking, from 58% to 72% of respondents had grown up in **a home where at least one parent was an Adventist**. The ESD (39%) and SUD (48%) were exceptions to this general observation (see Table A-2.4 in Appendix A).

Pastors were asked to rate their **network of supportive friends** from 0 (non-existent) to 5 (very strong). Pastors in the ECD and SUD, in particular, reported a very strong network of supportive friends, but paradoxically, the largest proportion of pastors who report a non-existent network of supportive friends is found in the SUD (see Figure 2.8 and Table 2.9).



**Table 2.9**

Crosstabulation between “Q32. I would currently rate my **network of supportive friends** as being” and “Q22. ... which Division of the Seventh-day Adventist Church?”

	<b>ECD</b>	<b>ESD</b>	<b>IAD</b>	<b>EUD</b>	<b>NAD</b>	<b>NSD</b>	<b>SAD</b>	<b>SPD</b>	<b>SID</b>	<b>SUD</b>	<b>SSD</b>	<b>TED</b>	<b>WAD</b>	<b>UUC</b>	<b>Average 13 Div</b>
0 Non-existent	3.3%	7.6%	12.3%	6.0%	5.9%	9.4%	8.8%	7.3%	3.3%	12.5%	5.3%	11.0%	2.2%	1.9%	7.3%
1	2.9%	13.4%	10.7%	21.4%	13.9%	18.8%	12.1%	14.5%	6.8%	7.5%	2.4%	11.0%	5.2%	11.1%	10.8%
2	8.5%	13.4%	14.2%	21.4%	16.1%	18.8%	17.4%	15.5%	11.3%	8.8%	7.3%	18.0%	11.5%	16.7%	14.0%
3	21.6%	25.2%	27.5%	24.4%	26.0%	28.2%	28.7%	24.5%	24.1%	6.3%	24.4%	29.0%	27.2%	42.6%	24.4%
4	21.9%	31.9%	17.5%	17.9%	20.1%	17.6%	16.7%	19.1%	21.1%	12.5%	32.9%	23.0%	21.7%	18.5%	21.1%
5 Very strong	41.9%	8.4%	17.8%	8.9%	17.9%	7.1%	16.3%	19.1%	33.3%	52.5%	27.8%	8.0%	32.1%	9.3%	22.4%
n=	800	119	788	168	273	85	1,190	110	336	80	468	100	364	54	4,881

### 3. The Pastor's Working Life:

Items that relate to the pastor's working life include details of their pastoral assignment, the size of their congregation, the number of times they preach, their baptisms. A selection of answers to the open-ended question, "Q1. Write down the two most fulfilling things that you experience in your work as a minister," may also be found in this part of the report.

#### 3.1 Patterns of Pastoral Staffing and Number of Churches and Membership for whom Pastors are Responsible

The responses of the pastors who participated in the survey indicated that there are two broad patterns of pastoral assignment found across the Divisions of the Adventist Church. The pattern of staffing Adventist churches most commonly found in the ESD, EUD, NAD, NSD, and the SPD is one that builds pastoral care around one pastor, or a lead pastor with associate pastors.<sup>8</sup> The other common staffing pattern, that found in the ECD, IAD, SAD, SID, and WAD, is to appoint a pastor to a district, usually with 5 or more churches. Indeed, 66% of pastors in the ECD, IAD, SAD, SID, SSD, and WAD have the responsibility for 5 or more churches, and 31% have the responsibility for 10 or more churches (see Figure 3.2 and Table 3.2 below, as well as Table 1-3.2 in Appendix A).<sup>9</sup> This, in turn, means that 50% (49.6% to be precise) of pastors in the ECD, IAD, SAD, SID, SSD, and WAD have the responsibility for more than 500 members, 23% for more than 1,000 members, and 10% of them are responsible for more than 2,000 members (see Figure 3.3 and Table 3.3, as well as Table A-3.3 in Appendix A). Another measure of the members under the care of a district pastor is the estimate that participants provided of the number who attended Sabbath School each week. Fifty percent of the pastors in the ECD, IAD, SAD, SID, SSD, and WAD Divisions were responsible for churches where at least 300 attended Sabbath School, while 20% had at least 750 attend, and 13% had at least 1,000 attend (see Figure 3.4 and Table 3.4, as well as Table A-3.4 in Appendix A). Twenty-three percent of pastors report that they have one or more associate pastors working with them (see Tables A-3.5 and A-3.6 in Appendix A).

---

<sup>8</sup> Participants from some of these Divisions were careful to point out that they worked in a pastoral team, but one in which there was no hierarchy. Many such pastors tended to choose "other" as a response to Question 11 ("What is your primary pastoral assignment?"), rather than "Senior/Primary pastor" or "Associate pastor," and left an explanatory note when asked to "please specify." Most such respondents were deemed to be associate pastors and coded as such in the database by the research team.

<sup>9</sup> The percentages 66% for 5 or more churches, and 31% for 10 or more churches are found by averaging the 74% of ECD, 78% of IAD, 82% of SAD, 68% of SID, 37% of SSD and 57% of WAD pastors that have a responsibility for 5 or more churches; and the 34% of ECD, 40% of IAD, 30% of SAD, 45% of SID, 18% of SSD, 21% of WAD pastors have the responsibility for 10 or more (see Table A-3.2).

Figure 3.1 Pastoral assignment

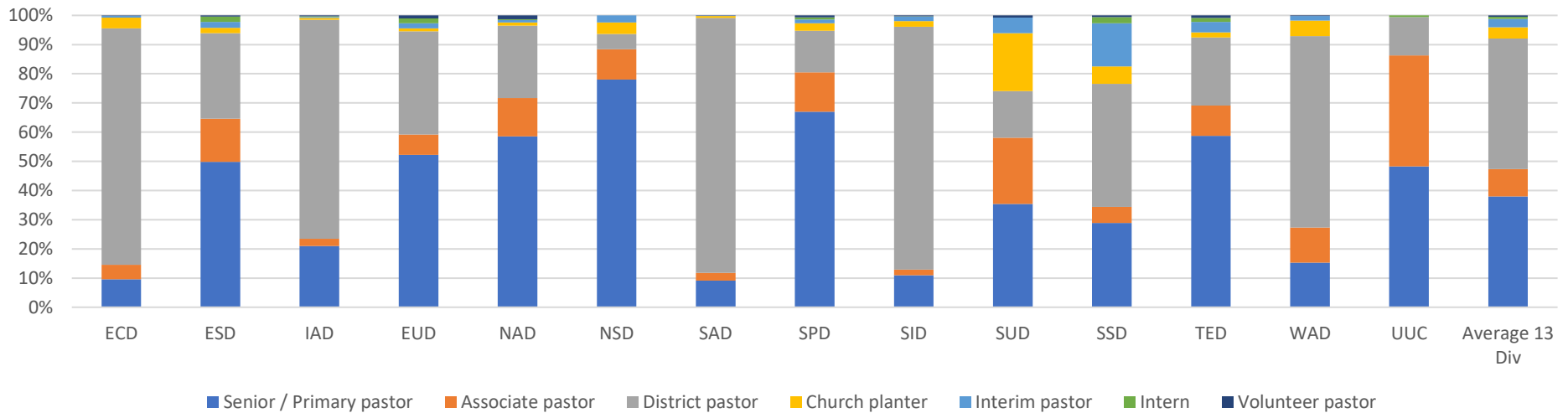


Table 3.1

Crosstabulation between “Q11. What is your primary **pastoral assignment?**” and “Q22. ... which Division of the Seventh-day Adventist Church?”

	ECD	ESD	IAD	EUD	NAD	NSD	SAD	SPD	SID	SUD	SSD	TED	WAD	UUC	Average 13 Div
Senior / Primary pastor	9.6%	49.8%	21.0%	52.2%	58.5%	77.9%	9.1%	67.0%	11.0%	35.4%	28.9%	58.7%	15.3%	48.3%	38.0%
Associate pastor	4.9%	14.8%	2.5%	6.9%	13.1%	10.4%	2.7%	13.5%	1.9%	22.6%	5.5%	10.3%	12.0%	38.1%	9.3%
District pastor	81.0%	29.3%	75.0%	35.4%	24.8%	5.2%	87.2%	14.2%	83.1%	16.0%	42.2%	23.3%	65.7%	13.1%	44.8%
Church planter	3.6%	1.8%	0.6%	1.0%	1.1%	4.0%	0.7%	2.6%	1.9%	19.8%	6.0%	1.8%	5.3%	0.0%	3.9%
Interim pastor	0.7%	2.1%	0.3%	1.7%	0.8%	2.4%	0.1%	1.3%	1.6%	5.3%	14.8%	3.6%	1.6%	0.0%	2.8%
Intern	0.0%	1.8%	0.3%	1.7%	0.3%	0.0%	0.0%	0.7%	0.1%	0.0%	2.1%	1.3%	0.0%	0.6%	0.6%
Volunteer pastor	0.1%	0.4%	0.3%	1.0%	1.3%	0.0%	0.1%	0.7%	0.3%	0.8%	0.6%	0.9%	0.2%	0.0%	0.5%
n=	2,089	283	1,854	291	617	249	2,944	303	928	243	1,317	223	1,029	176	12,370

Figure 3.2 Number of churches in pastoral assignment

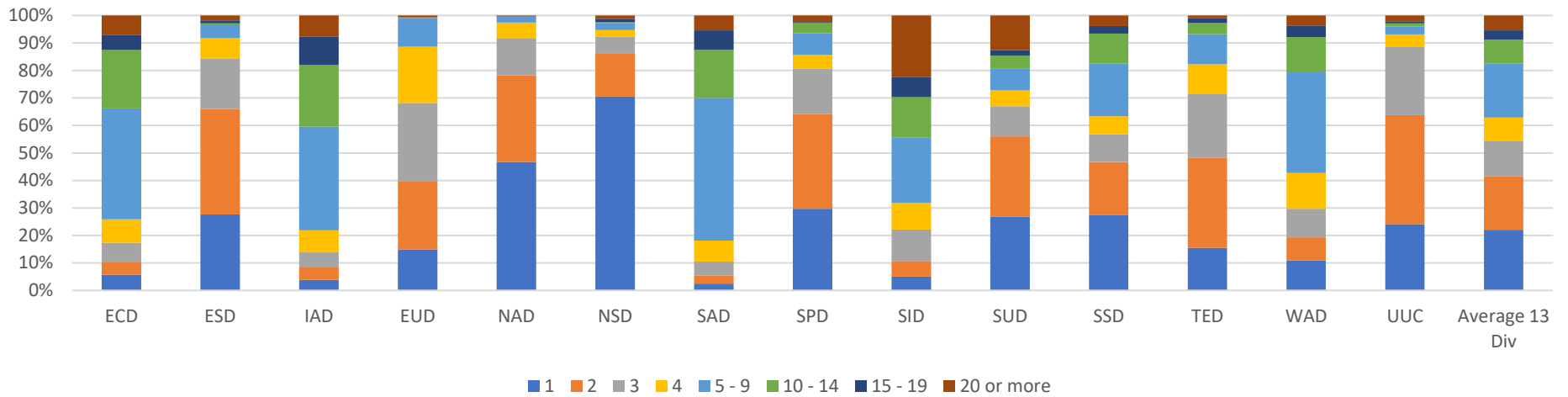


Table 3.2

Crosstabulation of “Q14. **Number of churches** in your pastoral assignment?” and “Q22. ... which Division of the Seventh-day Adventist Church?”

	ECD	ESD	IAD	EUD	NAD	NSD	SAD	SPD	SID	SUD	SSD	TED	WAD	UUC	Average 13 Div
1	5.7%	27.7%	3.8%	14.9%	46.7%	70.5%	2.5%	29.7%	5.0%	26.8%	27.3%	15.5%	10.9%	24.1%	22.1%
2	4.5%	38.3%	4.6%	24.9%	31.6%	15.6%	2.9%	34.5%	5.7%	29.3%	19.3%	32.7%	8.4%	39.7%	19.4%
3	7.1%	18.4%	5.4%	28.4%	13.3%	6.1%	5.2%	16.4%	11.4%	10.9%	10.1%	23.2%	10.4%	24.7%	12.8%
4	8.5%	7.4%	8.1%	20.4%	5.8%	2.5%	7.6%	5.1%	9.7%	5.9%	6.6%	10.9%	13.0%	4.6%	8.6%
5 - 9	40.4%	4.6%	37.7%	10.4%	2.3%	2.5%	51.9%	7.8%	23.7%	7.9%	19.1%	10.9%	36.6%	2.9%	19.7%
10 - 14	21.2%	0.7%	22.4%	0.3%	0.0%	0.4%	17.5%	3.8%	14.8%	4.6%	10.9%	4.1%	12.8%	1.1%	8.7%
15 - 19	5.4%	1.1%	10.2%	0.0%	0.2%	1.2%	7.1%	0.3%	7.2%	2.1%	2.7%	1.8%	4.2%	0.6%	3.4%
20 or more	7.1%	1.8%	7.8%	0.7%	0.2%	1.2%	5.4%	2.4%	22.5%	12.6%	3.9%	0.9%	3.6%	2.3%	5.4%
n=	2,043	282	1,835	289	617	244	2,928	293	913	239	1,309	220	1,020	174	12,232

Figure 3.3 Membership of your parish

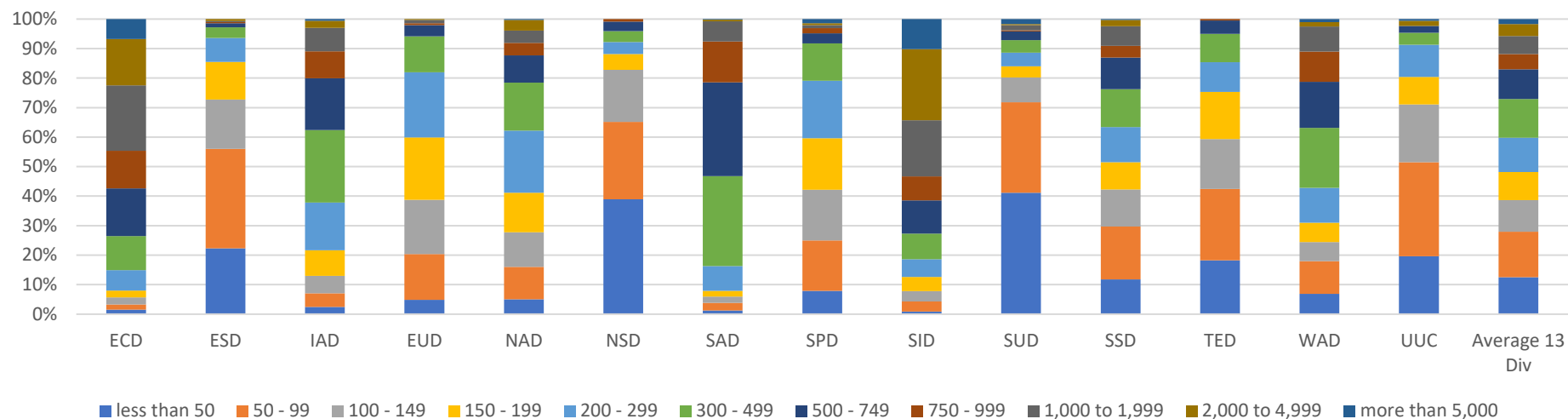


Table 3.3

Crosstabulation of “Q15. What is the approximate official membership of your church(es)?” and “Q22. ... which Division of the Seventh-day Adventist Church?”

	ECD	ESD	IAD	EUD	NAD	NSD	SAD	SPD	SID	SUD	SSD	TED	WAD	UUC	Average 13 Div
less than 50	1.5%	22.3%	2.5%	4.8%	5.0%	38.9%	1.2%	7.9%	0.9%	41.2%	11.8%	18.3%	6.9%	19.7%	12.6%
50 - 99	1.8%	33.7%	4.6%	15.6%	11.0%	26.2%	2.6%	17.1%	3.4%	30.7%	17.9%	24.2%	11.1%	31.8%	15.4%
100 - 149	2.4%	16.7%	5.9%	18.3%	11.7%	17.6%	2.2%	17.1%	3.5%	8.4%	12.5%	16.9%	6.5%	19.7%	10.7%
150 - 199	2.3%	12.8%	8.7%	21.1%	13.5%	5.3%	1.9%	17.5%	4.8%	3.8%	9.3%	16.0%	6.6%	9.2%	9.5%
200 - 299	6.9%	8.2%	16.2%	22.1%	21.1%	4.1%	8.4%	19.5%	5.9%	4.6%	11.9%	10.0%	11.8%	11.0%	11.6%
300 - 499	11.6%	3.5%	24.5%	12.1%	16.2%	3.7%	30.5%	12.7%	8.7%	4.2%	12.8%	9.6%	20.3%	4.0%	13.1%
500 - 749	16.1%	1.4%	17.6%	3.8%	9.2%	3.3%	31.7%	3.4%	11.3%	2.9%	10.7%	4.6%	15.6%	2.3%	10.1%
750 - 999	12.8%	0.4%	9.2%	0.7%	4.2%	0.8%	13.9%	1.7%	8.1%	0.4%	4.0%	0.5%	10.3%	0.0%	5.1%
1,000 to 1,999	22.2%	0.4%	8.0%	1.0%	4.2%	0.0%	6.9%	1.0%	19.0%	1.7%	6.7%	0.0%	8.4%	0.0%	6.1%
2,000 to 4,999	15.7%	0.7%	2.3%	0.3%	3.6%	0.0%	0.5%	0.7%	24.1%	0.4%	2.1%	0.0%	1.5%	1.7%	4.0%
more than 5,000	6.8%	0.0%	0.6%	0.0%	0.3%	0.0%	0.2%	1.4%	10.2%	1.7%	0.3%	0.0%	1.1%	0.6%	1.7%
n=	2,043	282	1,834	289	617	244	2,924	292	910	238	1,307	219	1,019	173	12,218

Figure 3.4 Sabbath worship attendance

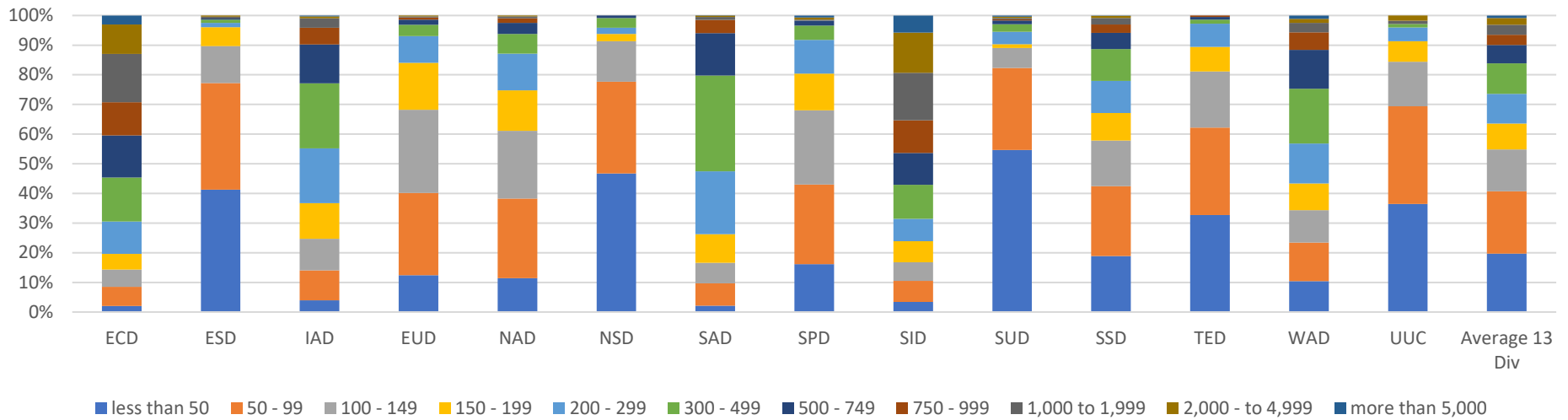


Table 3.4

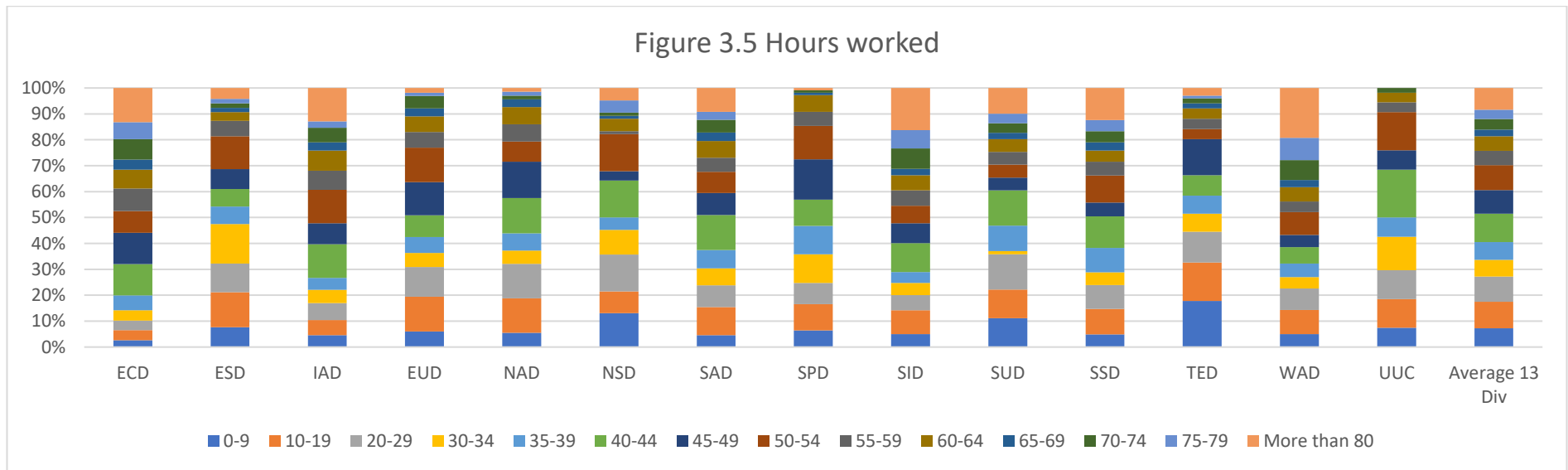
Crosstabulation of “Q16. On average, how many people **attend the Sabbath worship** service at your church(es) each Sabbath?” and “Q22. ...which Division of the Seventh-day Adventist Church?”

	ECD	ESD	IAD	EUD	NAD	NSD	SAD	SPD	SID	SUD	SSD	TED	WAD	UUC	Average 13 Div
less than 50	2.1%	41.3%	4.0%	12.5%	11.4%	46.7%	2.2%	16.2%	3.4%	54.6%	18.9%	32.7%	10.4%	36.4%	19.7%
50 - 99	6.5%	35.9%	10.1%	27.7%	26.9%	31.0%	7.6%	26.8%	7.1%	27.7%	23.5%	29.5%	13.0%	32.9%	21.0%
100 - 149	5.7%	12.5%	10.7%	28.0%	22.8%	13.6%	6.9%	25.1%	6.3%	6.7%	15.4%	18.9%	10.9%	15.0%	14.1%
150 - 199	5.3%	6.4%	12.0%	15.9%	13.7%	2.5%	9.7%	12.4%	7.1%	1.3%	9.3%	8.3%	9.0%	6.9%	8.7%
200 - 299	10.9%	1.4%	18.5%	9.0%	12.4%	2.1%	21.1%	11.3%	7.6%	4.2%	10.9%	7.8%	13.5%	4.6%	10.1%
300 - 499	14.9%	1.1%	21.9%	3.8%	6.7%	3.3%	32.3%	4.8%	11.5%	2.5%	10.7%	1.4%	18.4%	1.2%	10.3%
500 - 749	14.2%	0.4%	13.1%	1.7%	3.7%	0.8%	14.3%	1.7%	10.7%	1.3%	5.4%	0.9%	13.1%	0.0%	6.3%
750 - 999	11.2%	0.0%	5.6%	0.7%	1.5%	0.0%	4.4%	0.0%	11.0%	0.4%	2.8%	0.5%	5.9%	0.0%	3.4%
1,000 to 1,999	16.3%	0.7%	3.2%	0.3%	0.7%	0.0%	1.1%	0.3%	16.0%	0.4%	2.2%	0.0%	3.3%	1.2%	3.4%
2,000 - to 4,999	9.9%	0.4%	0.7%	0.3%	0.3%	0.0%	0.4%	0.7%	13.6%	0.4%	0.8%	0.0%	1.4%	1.7%	2.2%
more than 5,000	3.0%	0.0%	0.3%	0.0%	0.0%	0.0%	0.1%	0.7%	5.7%	0.4%	0.1%	0.0%	1.1%	0.0%	0.9%
n=	2,036	281	1,829	289	614	242	2,922	291	906	238	1,306	217	1,015	173	12,186



### 3.2 Hours Worked in Typical Week

Many church pastors carried multiple roles. It is not uncommon for a Ministerial Association Secretary or other Conference-level Directors also to have a church or even a district under their care, and several Conference/Mission/Field Presidents likewise reported that they had a church or churches under their care.<sup>10</sup> Some pastors are also bi-vocational (something reported to us regularly in the SSD). This, no doubt, influenced their answer to question 31 (“About how many hours a week are you involved in ministry-related activities in your church(es)?”). The hours per week available for such busy individuals to work in a local church are limited. The hours reported by pastors in the ECD, IAD, SID, and WAD may indicate that the majority of pastors in those Divisions are able to devote full time to their ministry-related activities in their local church(es). More than 80% (ECD), 73% (IAD), 71% (SID), and 68% (WAD) of pastors report that they are working more than 40 hours per week (see Table 3.5 and Figure 3.5 as well as Table A-3.5 in Appendix A). As may be observed in Figure 3.5 and Table 3.5, more than 20% of the pastors in the ECD, IAD, SID, SSD and WAD report that they work in excess of 70 hours per week (28%, 21%, 31%, 21%, and 35% respectively; see Table A-3.5 in Appendix A).



<sup>10</sup> Departmental Directors and Conference/Mission/Field Presidents who reported that they had care of one or more churches (or a pastoral district) in addition to their administrative or departmental duties were included in the data base, and classified as senior/primary pastors.

**Table 3.5**

Crosstabulation of “Q31. About how many **hours a week** are you involved in ministry-related activities in your church(es)?” and “Q22. ... which Division of the Seventh-day Adventist Church?”

	ECD	ESD	IAD	EUD	NAD	NSD	SAD	SPD	SID	SUD	SSD	TED	WAD	UUC	Average 13 Div
0-9	2.6%	7.6%	4.6%	6.1%	5.5%	13.1%	4.6%	6.4%	5.0%	11.1%	4.9%	17.8%	5.0%	7.4%	7.3%
10-19	3.9%	13.6%	5.9%	13.3%	13.3%	8.3%	10.9%	10.1%	9.1%	11.1%	9.8%	14.9%	9.4%	11.1%	10.3%
20-29	3.7%	11.0%	6.5%	11.5%	13.3%	14.3%	8.3%	8.3%	5.9%	13.6%	9.2%	11.9%	8.3%	11.1%	9.7%
30-34	3.9%	15.3%	5.2%	5.5%	5.2%	9.5%	6.6%	11.0%	4.7%	1.2%	4.9%	6.9%	4.4%	13.0%	6.5%
35-39	5.8%	6.8%	4.6%	6.1%	6.6%	4.8%	7.1%	11.0%	4.1%	9.9%	9.4%	6.9%	5.2%	7.4%	6.8%
40-44	12.1%	6.8%	13.0%	8.5%	13.7%	14.3%	13.5%	10.1%	11.2%	13.6%	12.2%	7.9%	6.3%	18.5%	11.0%
45-49	12.1%	7.6%	8.1%	12.7%	14.0%	3.6%	8.5%	15.6%	7.7%	4.9%	5.3%	13.9%	4.7%	7.4%	9.1%
50-54	8.4%	12.7%	12.8%	13.3%	7.7%	14.3%	8.2%	12.8%	6.8%	4.9%	10.5%	4.0%	8.8%	14.8%	9.6%
55-59	8.6%	5.9%	7.4%	6.1%	6.6%	1.2%	5.4%	5.5%	5.9%	4.9%	5.3%	4.0%	4.1%	3.7%	5.5%
60-64	7.3%	3.4%	7.8%	6.1%	6.6%	4.8%	6.5%	6.4%	5.9%	4.9%	4.3%	4.0%	5.5%	3.7%	5.6%
65-69	3.9%	1.7%	3.2%	3.0%	3.0%	1.2%	3.3%	0.9%	2.4%	2.5%	3.2%	2.0%	2.8%	0.0%	2.5%
70-74	7.9%	1.7%	5.6%	4.8%	1.5%	1.2%	4.8%	0.9%	8.0%	3.7%	4.3%	2.0%	7.7%	1.9%	4.2%
75-79	6.5%	1.7%	2.5%	1.2%	1.5%	4.8%	3.1%	0.0%	7.1%	3.7%	4.3%	1.0%	8.5%	0.0%	3.5%
More than 80	13.2%	4.2%	12.8%	1.8%	1.5%	4.8%	9.2%	0.9%	16.2%	9.9%	12.4%	3.0%	19.3%	0.0%	8.4%
n=	811	118	786	165	271	84	1,177	109	339	81	468	101	363	54	4,873

### 3.3 Pastors’ Wages

Pastors gave a wide range of responses when they were asked about their wages. They were asked to compare their wages with:

- (i) **Other SDA employees:** On average, pastors reported that they were paid “about the same” as other SDA employees (see Table A-3.8 in Appendix A).
- (ii) **Ministers of other denominations:** the largest group of respondents (35%) chose “I don’t know” as a response to Question 41 (“How much does an Adventist pastor earn in comparison with pastors in other denominations”); the next largest group chose either “much less” or “somewhat less” (see Table 3.5). The research team is based in the SPD where Adventist ministers’ wages compare very favorably with those of other denominations, hence they can report that while the 58% of SPD pastors who reported “I don’t know” are correct, the 20% of SPD pastors who reported either “much less” or “somewhat less” are incorrect.<sup>11</sup> The research team is poorly informed about the

<sup>11</sup> The real wages attributed to pastors in different denominations vary considerably in Australia. Anglicans, for example, are often paid a very small formal wage, but are provided with free housing and other ancillary support. Ministers in some Pentecostal churches and some Baptist churches can be dependent on the income raised through local tithing and freewill offerings, which can vary from amounts much smaller than a wage earned by an Adventist pastor to an

real state of affairs regarding the comparison of wages of Adventist pastors when compared to other denominations in Divisions other than the SPD, but we strongly suspect that many pastors are poorly informed about their rate of pay compared to other pastors.

- (iii) **The members of their congregation(s):** 48% of pastors have the perception that they earn “much less” or “less” than members in their church(es) (see Table 3.7). It is challenging to know definitively whether or not this is true in every Division of the Adventist Church. But work done by some of the research team on patterns of tithing<sup>12</sup> led them to suspect that while it is true that in some Divisions and some areas within a Division pastors may be paid less than many members of their congregations, in other places this is simply not true.

Issues surrounding wages are very sensitive, and administrators using this report will be in the best position to judge whether an attempt should be made to make pastors better informed of the comparisons between their wages and those of other ministers and perhaps those of the members in their church(es).

**Table 3.6**

*Crosstabulation of “Q41. How much does an Adventist pastor **earn in comparison with pastors in other denominations?**” and “Q22. ... which Division of the Seventh-day Adventist Church?”*

	ECD	ESD	IAD	EUD	NAD	NSD	SAD	SPD	SID	SUD	SSD	TED	WAD	UUC	Average 13 Div
Much less	16.0%	22.4%	27.0%	18.0%	22.3%	18.6%	33.3%	5.7%	25.4%	43.9%	13.6%	11.9%	24.8%	24.5%	21.8%
Somewhat less	17.4%	17.2%	16.9%	19.2%	21.9%	30.2%	20.3%	14.2%	20.4%	25.6%	21.2%	21.8%	18.5%	11.3%	20.4%
About the same	7.8%	8.6%	4.4%	4.8%	7.7%	14.0%	6.6%	4.7%	4.1%	8.5%	13.2%	8.9%	6.1%	7.5%	7.6%
Probably more	17.8%	2.6%	9.0%	10.2%	11.7%	5.8%	10.0%	17.0%	12.7%	2.4%	18.2%	7.9%	12.1%	1.9%	10.6%
Much more	15.3%	2.6%	3.5%	1.2%	1.1%	5.8%	1.3%	0.9%	3.6%	6.1%	13.4%	0.0%	7.7%	1.9%	4.8%
I don't know	25.9%	46.6%	39.2%	46.7%	35.4%	25.6%	28.5%	57.5%	33.7%	13.4%	20.3%	49.5%	30.9%	52.8%	34.9%
n=	800	116	789	167	274	86	1,186	106	338	82	462	101	363	53	4,870

amount much greater. Some Catholic priests belong to orders which have a vow of poverty, and there is a wide range of other remuneration considerations among Catholic priests. In sum, the issue of comparing wages between ministers of different denominations is very complex. The real wages of pastors in SPD is also highly complex to determine. Many pastors in the Australian Union Conference, for example, are unaware of their total wage package, as they usually have tithe taken out pre-tax, and have a wide range of other subsidies. The SPD also encompasses Papua New Guinea, the Solomon Islands, Fiji, and other Pacific nations, which have widely differing local economies (e.g. some tithe in PNG is still paid “in kind”, while a cash economy is found in the towns and cities). In sum, many of the complexities of working out comparative wages between Adventist pastors and pastors of other denominations in the different Divisions of the church are reflected in the SPD. But what the research team knows of the economies in the SPD does lead them to believe that Adventist ministers’ wages compare favourably with wages of ministers in other denominations, and in many churches, favourably when compared to that of the members in their churches.

<sup>12</sup> Robert K. McIver, *Tithing Practices Among Seventh-day Adventists: A Study of Tithe Demographics and Motives in Australia, Brazil, England, Kenya and the United States* (Cooranbong, NSW; Silver Spring MD: Avondale Academic Press/General Conference Office of Archives, Statistics and Research, 2016).

**Table 3.7**

Crosstabulation of “Q42. How much does an Adventist pastor **earn in comparison with members of your congregation(s)?**” and “Q22. ... which Division of the Seventh-day Adventist Church?”

	ECD	ESD	IAD	EUD	NAD	NSD	SAD	SPD	SID	SUD	SSD	TED	WAD	UUC	Average 13 Div
Much less	19.2%	15.5%	14.0%	9.0%	27.5%	24.4%	10.4%	15.0%	27.1%	46.3%	18.2%	18.8%	24.0%	20.8%	20.7%
Somewhat less	28.7%	21.6%	22.7%	26.9%	30.4%	38.4%	18.9%	27.1%	30.7%	22.5%	28.4%	30.7%	30.4%	18.9%	27.5%
About the same	11.6%	27.6%	11.7%	23.4%	16.8%	22.1%	20.3%	15.9%	10.7%	6.3%	23.0%	16.8%	8.6%	24.5%	16.5%
Probably more	12.7%	23.3%	28.5%	22.8%	9.5%	2.3%	32.3%	8.4%	13.1%	8.8%	11.3%	11.9%	11.6%	26.4%	15.1%
Much more	10.9%	1.7%	8.5%	0.6%	1.5%	3.5%	6.1%	1.9%	2.7%	3.8%	5.4%	0.0%	6.1%	0.0%	4.0%
I don't know	16.9%	10.3%	14.5%	17.4%	14.3%	9.3%	12.0%	31.8%	15.8%	12.5%	13.7%	21.8%	19.3%	9.4%	16.1%
n=	801	116	785	167	273	86	1,185	107	336	80	461	101	362	53	4,860

### 3.4 Bible Studies, Baptisms, and Reporting Evangelistic Work:

Figure 3.6 illustrates the observation that the most common response to the question, “Approximately how many one-to-one Bible studies do you personally give in a typical week?” (Q68) is from 1 to 4 Bible studies (see also Table 3.8). Pastors in many Divisions reported many more than 4 baptisms, both in terms of those who they were personally responsible for, or in the church(es) under their pastoral leadership (see Tables 3.9 and 3.10). More than 50% of pastors in the ECD, SAD, SID, and SSD report that there were 30 baptisms or more in the churches under their pastoral leadership (see Table A-3.9 in Appendix A). Furthermore, more than 50% of pastors in the IAD and the WAD reported 20 or more baptisms. By way of contrast, more than 50% of pastors in the ESD, NSD, and TED report 4 or less baptisms from the churches under their pastoral care (see Table 1-3.9).

More than 70% percent of pastors in the ECD, ESD, IAD, NSD, SAD, SPD, SID, SUD, SSD, TED and WAD report that they are required to report evangelistic activities monthly (see Table 3.11).

Figure 3.6 One-to-one Bible studies per week

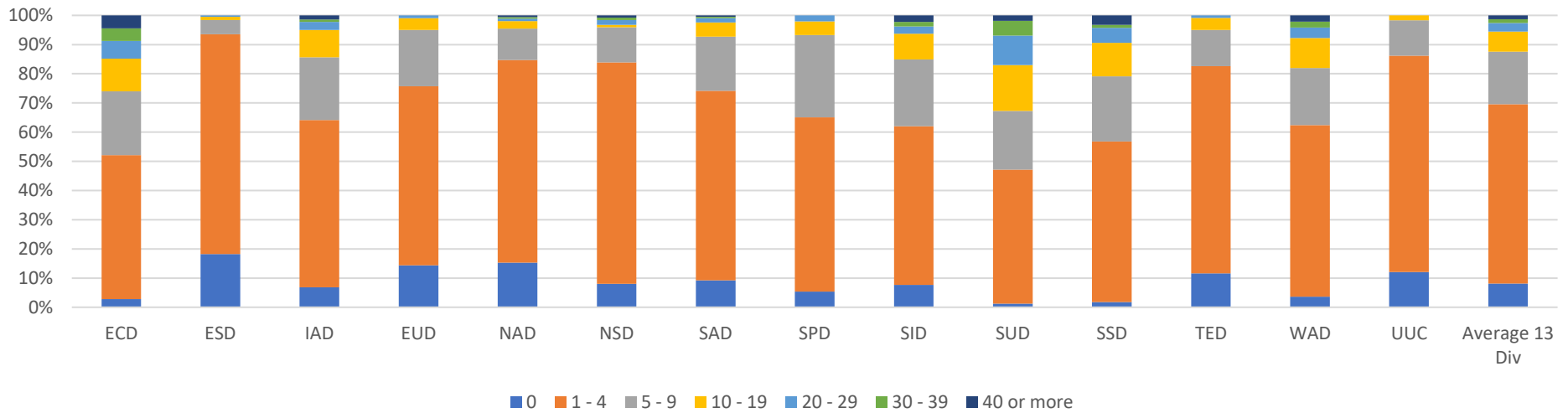


Table 3.8

Crosstabulation of “Q68. Approximately how many **one-to-one Bible studies** do you personally give in a typical week?” and “Q22. ... which Division of the Seventh-day Adventist Church?”

	ECD	ESD	IAD	EUD	NAD	NSD	SAD	SPD	SID	SUD	SSD	TED	WAD	UUC	Average 13 Div
0	2.8%	18.2%	6.9%	14.4%	15.3%	8.1%	9.2%	5.4%	7.7%	1.3%	1.8%	11.6%	3.6%	12.1%	8.2%
1 - 4	49.3%	75.4%	57.2%	61.4%	69.4%	75.8%	64.9%	59.7%	54.4%	45.9%	55.1%	71.1%	58.7%	74.1%	61.4%
5 - 9	21.9%	4.8%	21.5%	19.3%	10.8%	12.1%	18.6%	28.2%	22.8%	20.1%	22.3%	12.4%	19.6%	12.1%	18.0%
10 - 19	11.2%	1.1%	9.4%	4.0%	2.5%	0.8%	4.9%	4.7%	8.8%	15.7%	11.5%	4.1%	10.2%	1.7%	6.8%
20 - 29	6.1%	0.5%	2.8%	1.0%	0.8%	1.6%	1.5%	2.0%	2.5%	10.1%	5.2%	0.8%	3.6%	0.0%	3.0%
30 - 39	4.3%	0.0%	0.8%	0.0%	0.6%	0.8%	0.4%	0.0%	1.6%	5.0%	1.0%	0.0%	2.0%	0.0%	1.3%
40 or more	4.4%	0.0%	1.4%	0.0%	0.6%	0.8%	0.5%	0.0%	2.3%	1.9%	3.3%	0.0%	2.1%	0.0%	1.3%
n=	1,148	187	945	202	353	124	1,720	149	443	159	732	121	606	116	6,889

Figure 3.7 Baptism pastor responsible for

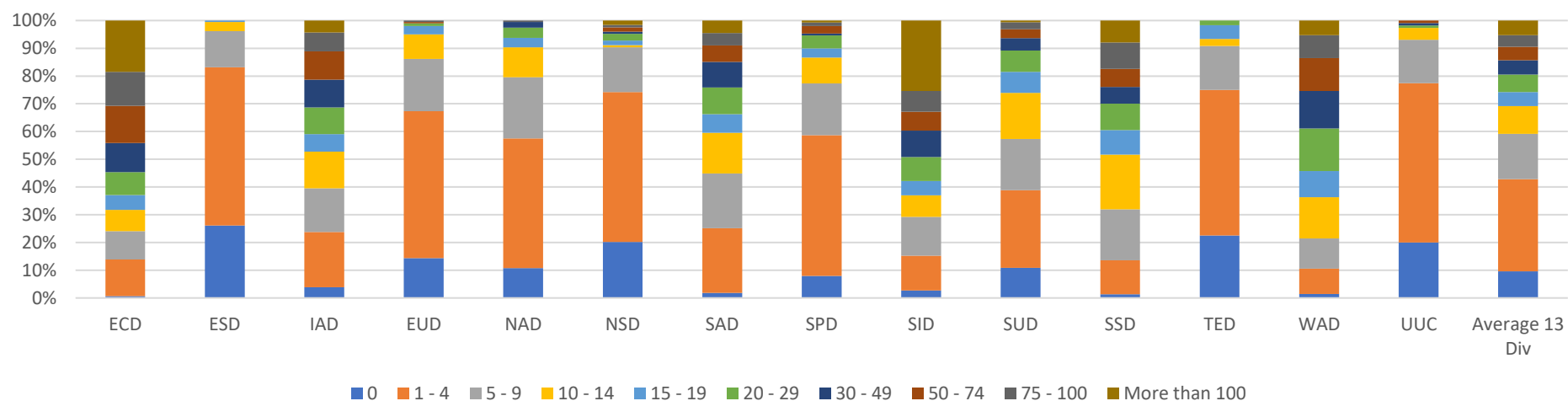


Table 3.9

Crosstabulation of “Q69. How many **baptisms** do you believe **you were responsible for** over the last year?” and “Q22. ... which Division of the Seventh-day Adventist Church?”

	ECD	ESD	IAD	EUD	NAD	NSD	SAD	SPD	SID	SUD	SSD	TED	WAD	UUC	Average 13 Div
0	0.7%	26.1%	3.9%	14.4%	10.8%	20.2%	1.8%	8.0%	2.7%	10.8%	1.4%	22.5%	1.5%	20.0%	9.6%
1 - 4	13.2%	57.1%	19.9%	53.0%	46.7%	54.0%	23.3%	50.7%	12.5%	28.0%	12.2%	52.5%	9.1%	57.4%	33.2%
5 - 9	10.2%	13.0%	15.8%	18.8%	22.1%	16.1%	19.8%	18.7%	14.1%	18.5%	18.4%	15.8%	10.9%	15.7%	16.3%
10 - 14	7.8%	3.3%	13.1%	8.9%	10.8%	0.8%	14.7%	9.3%	7.7%	16.6%	19.7%	2.5%	14.9%	4.3%	10.0%
15 - 19	5.3%	0.5%	6.3%	3.0%	3.4%	1.6%	6.7%	3.3%	5.2%	7.6%	8.9%	5.0%	9.4%	0.0%	5.1%
20 - 29	8.3%	0.0%	9.6%	1.0%	3.7%	2.4%	9.6%	4.7%	8.6%	7.6%	9.5%	1.7%	15.3%	0.9%	6.3%
30 - 49	10.5%	0.0%	10.1%	0.0%	2.0%	0.8%	9.2%	0.7%	9.5%	4.5%	6.0%	0.0%	13.5%	0.9%	5.1%
50 - 74	13.4%	0.0%	10.2%	0.5%	0.0%	1.6%	5.9%	2.7%	6.8%	3.2%	6.6%	0.0%	11.9%	0.9%	4.8%
75 - 100	12.3%	0.0%	6.8%	0.5%	0.6%	0.8%	4.5%	1.3%	7.5%	2.5%	9.5%	0.0%	8.3%	0.0%	4.2%
More than 100	18.5%	0.0%	4.3%	0.0%	0.0%	1.6%	4.5%	0.7%	25.4%	0.6%	7.9%	0.0%	5.3%	0.0%	5.3%
n=	1,148	184	945	202	353	124	1,719	150	441	157	730	120	606	115	6,879

Figure 3.8 Baptisms of churches under pastoral leadership

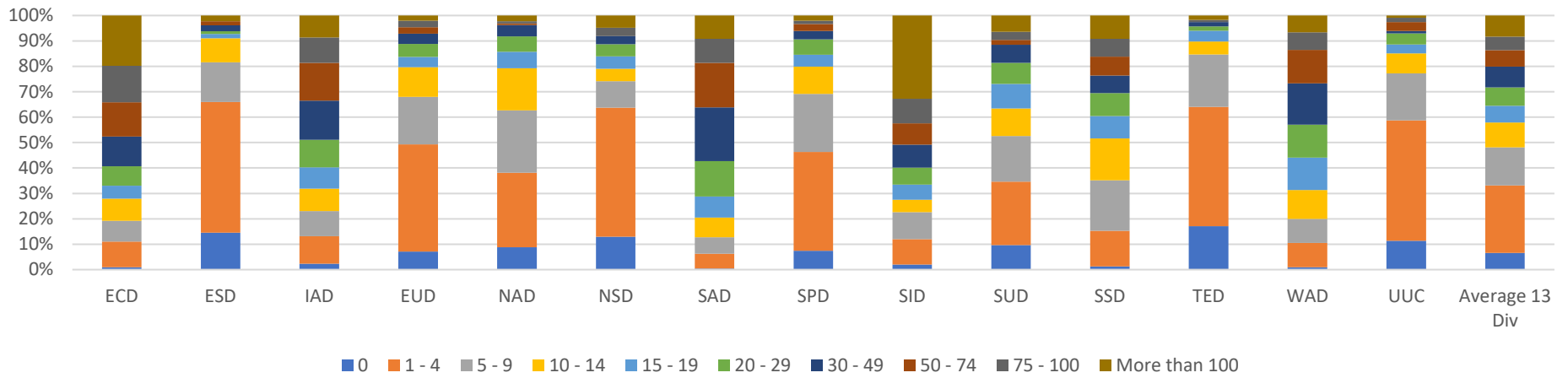


Table 3.10

Crosstabulation of “Q70. How many **baptisms** do you believe resulted from the **activities of the church(es)** under your leadership? (Include the number of baptisms that came from your own Bible studies in this number)” and “Q22. ...which Division of the Seventh-day Adventist Church?”

	ECD	ESD	IAD	EUD	NAD	NSD	SAD	SPD	SID	SUD	SSD	TED	WAD	UUC	Average 13 Div
0	1.0%	14.5%	2.3%	7.1%	8.8%	12.9%	0.4%	7.4%	2.0%	9.6%	1.2%	17.1%	1.0%	11.4%	6.6%
1 - 4	10.1%	51.4%	10.8%	42.1%	29.3%	50.8%	5.9%	38.9%	9.9%	25.0%	14.1%	47.0%	9.6%	47.4%	26.5%
5 - 9	8.2%	15.6%	9.9%	18.8%	24.5%	10.5%	6.5%	22.8%	10.6%	17.9%	19.8%	20.5%	9.4%	18.4%	15.0%
10 - 14	8.7%	9.5%	8.8%	11.7%	16.5%	4.8%	7.7%	10.7%	5.0%	10.9%	16.4%	5.1%	11.4%	7.9%	9.8%
15 - 19	5.1%	1.7%	8.5%	4.1%	6.6%	4.8%	8.3%	4.7%	5.9%	9.6%	8.9%	4.3%	12.7%	3.5%	6.5%
20 - 29	7.7%	1.1%	10.8%	5.1%	6.0%	4.8%	13.9%	6.0%	6.8%	8.3%	9.0%	1.7%	13.0%	4.4%	7.3%
30 - 49	11.7%	2.2%	15.4%	4.1%	4.6%	3.2%	21.2%	3.4%	9.0%	7.1%	6.8%	1.7%	16.2%	0.9%	8.2%
50 - 74	13.5%	1.7%	14.8%	2.5%	0.6%	0.0%	17.5%	2.7%	8.4%	1.9%	7.5%	0.0%	13.2%	3.5%	6.5%
75 - 100	14.3%	0.0%	10.1%	2.5%	0.9%	3.2%	9.4%	1.3%	9.7%	3.2%	7.0%	0.9%	6.9%	1.8%	5.3%
More than 100	19.8%	2.2%	8.6%	2.0%	2.3%	4.8%	9.2%	2.0%	32.7%	6.4%	9.2%	1.7%	6.6%	0.9%	8.3%
n=	1,147	179	943	197	351	124	1,715	149	443	156	731	117	606	114	6,858

Figure 3.9 Required to report evangelistic work?

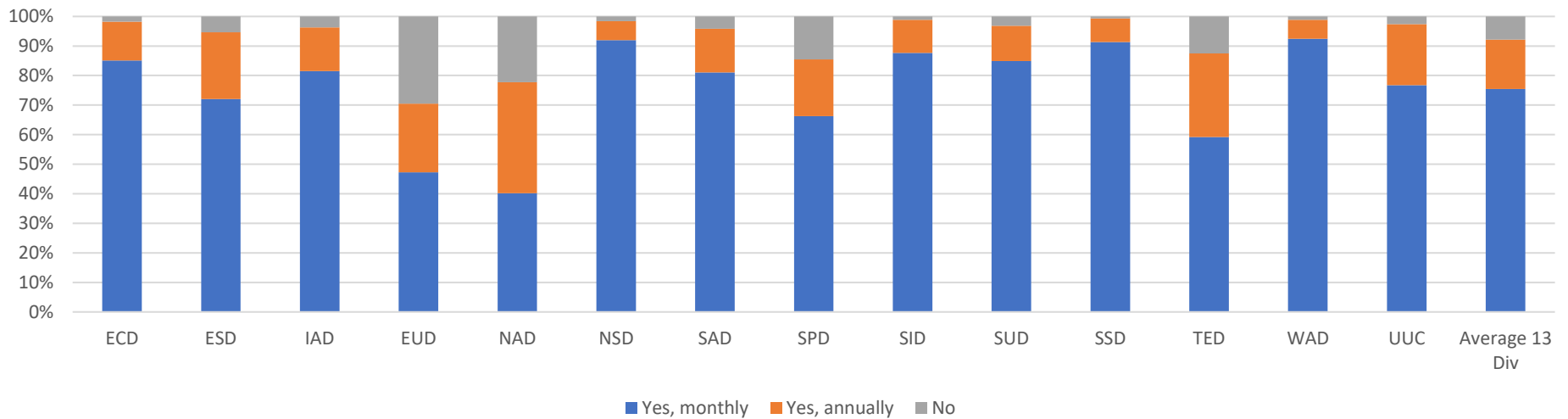


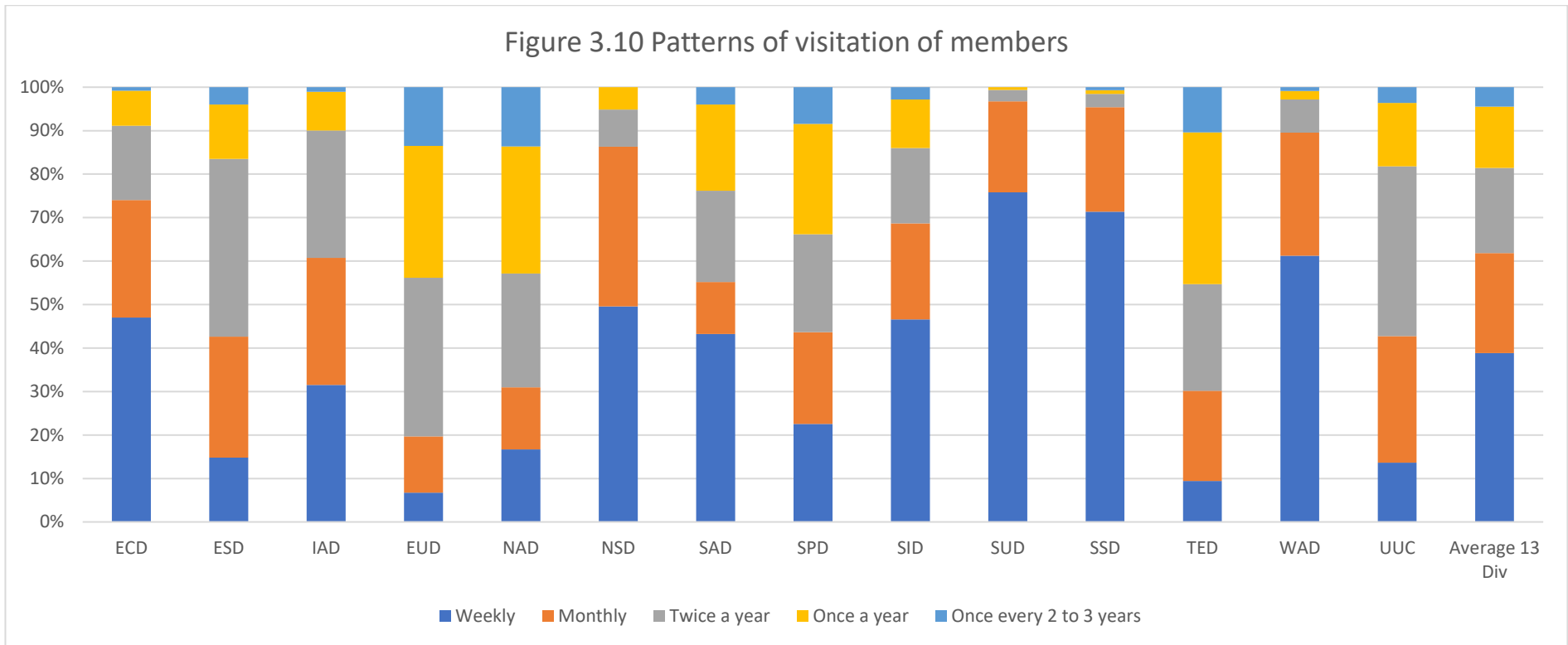
Table 3.11

Crosstabulations of “Q71. Are you expected to **report on your evangelistic work** by your Conference / Mission?” and “Q22. ... which Division of the Seventh-day Adventist Church?”

	ECD	ESD	IAD	EUD	NAD	NSD	SAD	SPD	SID	SUD	SSD	TED	WAD	UUC	Average 13 Div
Yes, monthly	85.1%	72.0%	81.5%	47.3%	40.2%	91.9%	81.0%	66.2%	87.7%	84.9%	91.3%	59.2%	92.4%	76.7%	75.4%
Yes, annually	13.1%	22.6%	14.8%	23.2%	37.6%	6.5%	14.8%	19.2%	11.2%	11.9%	8.0%	28.3%	6.4%	20.7%	16.7%
No	1.8%	5.4%	3.7%	29.6%	22.2%	1.6%	4.2%	14.6%	1.1%	3.1%	0.7%	12.5%	1.2%	2.6%	7.8%
n=	1,155	186	945	203	351	124	1,714	151	446	159	736	120	608	116	6,898



### 3.5 Patterns of Visiting Members



**Table 3.12**

Crosstabulation of “Q72. How often do you try to **visit** each of the members of your church congregation?” and “Q22. ... which Division of the Seventh-day Adventist Church?”

	ECD	ESD	IAD	EUD	NAD	NSD	SAD	SPD	SID	SUD	SSD	TED	WAD	UUC	Average 13 Div
Weekly	45.1%	13.9%	30.9%	6.0%	13.9%	47.2%	42.4%	21.1%	44.9%	73.4%	68.3%	8.3%	57.4%	12.7%	36.4%
Monthly	26.0%	26.2%	28.6%	11.4%	11.9%	35.0%	11.7%	19.7%	21.3%	20.3%	23.0%	18.3%	26.5%	27.1%	21.5%
Twice a year	16.4%	38.5%	28.7%	32.3%	21.9%	8.1%	20.6%	21.1%	16.7%	2.5%	2.9%	21.7%	7.1%	36.4%	18.3%
Once a year	7.8%	11.8%	8.7%	26.9%	24.4%	4.9%	19.4%	23.7%	10.8%	0.6%	0.8%	30.8%	1.8%	13.6%	13.3%
Once every 2 to 3 years	0.8%	3.7%	1.1%	11.9%	11.4%	0.0%	3.9%	7.9%	2.7%	0.0%	0.7%	9.2%	0.8%	3.4%	4.2%
I rarely have an opportunity to visit the members of my congregation	2.5%	3.7%	0.8%	8.0%	6.8%	4.9%	1.1%	4.6%	1.4%	1.9%	0.5%	5.8%	2.5%	1.7%	3.4%
n=	1,148	187	943	201	352	123	1,707	152	437	158	729	120	603	118	6,860

### 3.6 Percentage of Members Involved in Evangelistic Visitation

Figure 3.11 Percent of members involved in evangelistic visitations?

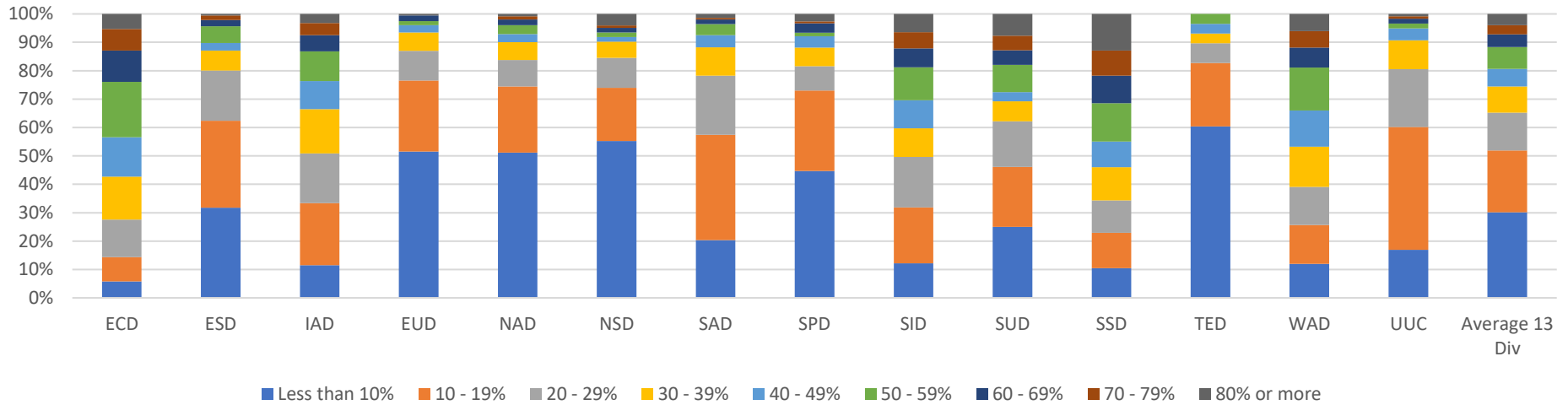


Table 3.13

Crosstabulation of “Q73. What percentage of your church members would be involved in evangelistic visitations?” and “Q22. ... which Division of the Seventh-day Adventist Church?”

	ECD	ESD	IAD	EUD	NAD	NSD	SAD	SPD	SID	SUD	SSD	TED	WAD	UUC	Average 13 Div
Less than 10%	5.8%	31.7%	11.5%	51.5%	51.1%	55.3%	20.4%	44.7%	12.1%	25.0%	10.4%	60.3%	12.0%	16.9%	30.1%
10 - 19%	8.6%	30.6%	21.9%	25.0%	23.3%	18.7%	37.1%	28.3%	19.7%	21.2%	12.5%	22.4%	13.7%	43.2%	21.8%
20 - 29%	13.2%	17.7%	17.4%	10.5%	9.4%	10.6%	20.8%	8.6%	17.8%	16.0%	11.4%	6.9%	13.4%	20.3%	13.4%
30 - 39%	15.1%	7.0%	15.6%	6.5%	6.3%	5.7%	10.0%	6.6%	10.1%	7.1%	11.7%	3.4%	14.2%	10.2%	9.2%
40 - 49%	13.9%	2.7%	9.9%	2.5%	2.8%	1.6%	4.2%	3.9%	9.8%	3.2%	9.1%	3.4%	12.7%	4.2%	6.1%
50 - 59%	19.5%	5.9%	10.4%	1.5%	3.1%	1.6%	3.9%	1.3%	11.7%	9.6%	13.5%	3.4%	15.2%	1.7%	7.8%
60 - 69%	11.0%	2.2%	5.7%	2.0%	2.0%	1.6%	1.6%	3.3%	6.6%	5.1%	9.8%	0.0%	7.0%	1.7%	4.5%
70 - 79%	7.6%	1.6%	4.3%	0.0%	1.1%	0.8%	0.6%	0.7%	5.7%	5.1%	8.8%	0.0%	5.8%	0.8%	3.2%
80% or more	5.3%	0.5%	3.2%	0.5%	0.9%	4.1%	1.3%	2.6%	6.4%	7.7%	12.9%	0.0%	6.0%	0.8%	4.0%
n=	1,146	186	940	200	352	123	1,704	152	437	156	728	116	599	118	6,839

(See also Table A-3.10 in Appendix A.)

### 3.7 Do Local Church(es) Promote World Church’s Mission Offering?

**Table 3.14**

Crosstabulation of “Q35. Our local church(es) promote(s) the world church’s mission offering” and “Q22. ... which Division of the Seventh-day Adventist Church?”

	ECD	ESD	IAD	EUD	NAD	NSD	SAD	SPD	SID	SUD	SSD	TED	WAD	UUC	Average 13 Div
Yes	95.2%	94.1%	92.6%	75.7%	73.0%	67.4%	92.3%	89.1%	93.3%	90.6%	94.6%	77.2%	92.0%	67.3%	86.7%
No	2.2%	2.5%	4.2%	5.9%	16.8%	20.9%	3.3%	7.3%	2.3%	3.5%	3.4%	6.9%	3.3%	7.7%	6.4%
Unsure	2.6%	3.4%	3.3%	18.3%	10.2%	11.6%	4.5%	3.6%	4.3%	5.9%	1.9%	15.8%	4.7%	25.0%	6.9%
n=	819	119	793	169	274	86	1,189	110	345	85	467	101	361	52	4,918

### 3.8 What Do Pastors Find Satisfying about their Work?

Question 1 asked pastors to write down the two most fulfilling things they experienced in their work as a minister. The complete set of responses may be found in Appendix C. Table 3.15 provides samples of typical responses to this question from each Division and attached Conference/Mission.<sup>13</sup>

**Table 3.15**

Sample responses from “Q1. Write down the two most fulfilling things that you experience in your work as a minister.”

East-Central Africa Division (ECD)	English (translated from French original)	French original
	Evangelism, my calling to Ministry	Évangélisation, Mon appel au ministère
	Preaching, visitation of members	La prédication, visiter les membres
	Prayer life, Study the Bible	La vie de Prière, étudier Les saintes écritures
	Monthly wages	Le salaire mensuel
	<b>English original</b>	
	1. Visitation and encouraging members; 2. Seeing the lost baptized through my work	
	1. Pastoral visitation; 2. Teaching	

<sup>13</sup> The research team thank the following individuals for reading through the responses and choosing five representative samples from each of the Divisions/attached Conference or Mission, and for translating them into English from languages other than English: Erika F. Puni (all English-language responses), Laien Hao for Chinese language responses, Hensley Gungadoo for French, John Skrzypaszek for German and Polish, Asmitra Musk for Indonesian, Matthew Lee for Korean, Goreti McCarthy for Portuguese, Marcial Hernandez Ramos and Daniel Puljic for Spanish, Roman Selivanov for Russian and Ukrainian.

**Table 3.15**

Sample responses from “Q1. Write down the two most fulfilling things that you experience in your work as a minister.”

	<p>1. Evangelism; 2. Witnessing</p> <p>1. Visitation to members; 2. Spreading the gospel via evangelistic efforts and baptism.</p> <p>1. Visitation of members; 2. Praying with the needy.</p> <p>1. Pastoral visitation; 2. Pastoral teachings</p>	
<p><b>Euro-Asia Division (ESD)</b></p>	<p><b>English (translated from Russian / Ukrainian original)</b></p> <p>1. Sharing the truth with people; 2. People’s baptism.</p> <p>1. Communication and work with people; 2. Organisation of ministry.</p> <p>Opportunity to serve God; To see the results of your work.</p> <p>1. The knowing that you are serving God, preaching, and promoting His divine message to this world; 2. Joy on the face of people who have found hope and peace.</p>	<p><b>Russian / Ukrainian original</b></p> <p>1. Делиться истиной с людьми; 2. Крещение людей</p> <p>1. Общение и работа с людьми; 2. Организация служения.</p> <p>Возможность служить Богу; Видеть результаты своих трудов.</p> <p>1. Осознание того, что ты служишь для Бога, для проповеди и продвижения Его божественной вести этому миру. 2. Радость на лице людей, что обрели надежду и успокоение</p>
	<p>1. Visitations; 2. Work with youth</p>	<p>1. Посещение; 2. Работа с молодежью</p>
<p><b>Inter-America Division (IAD)</b></p>	<p><b>English (translated from Spanish original)</b></p> <p>Baptise and preach.</p> <p>Visit and preaching.</p> <p>Visit and preaching.</p> <p>Visit and baptise.</p> <p>Baptise and preach.</p> <p>Preach and baptise.</p> <p><b>English original</b></p> <p>1. Visiting members; 2. Teaching the Word</p> <p>1. Being with people in times of sickness and death; 2. Baby dedications and baptisms</p> <p>1. The joy of making disciples; 2. The Joy of planting a new church in an unentered area</p> <p>1. My own spiritual development and two; 2. seeing people surrendering their lives to Jesus</p> <p>1. See a person surrender to Jesus; 2. Preaching</p> <p>1. Seeing smiles on faces during visitation and 2. seeing persons accept the truth and get victory over addictions.</p>	<p><b>Spanish original</b></p> <p>Bautismos y Predicar</p> <p>Visitación Predicación</p> <p>Visitar Predicar</p> <p>Visitar y bautizar</p> <p>Bautizar y predicar</p> <p>Predicar y bautizar</p>

**Table 3.15**

Sample responses from “Q1. Write down the two most fulfilling things that you experience in your work as a minister.”

<p><b>Inter-European Division (EUD)</b></p>	<p><b>English (translated from German original)</b></p>	<p><b>German original</b></p>
<p><b>North American Division (NAD)</b></p>	<p><b>English original</b></p> <p>1. Being able to lead the churches I serve to fulfill their missions in their communities; and 2. Preaching the Gospel.</p> <p>1. Connecting with people; 2. Mentoring young pastors.</p> <p>1. Visiting members; and 2. group/personal bible studies with members</p> <p>1. Baptisms &amp;; 2. Baby dedication</p> <p>1. Leading People to Christ; 2. Preaching</p> <p>1. Studying and Sharing the Word of God; 2. Ministering to Congregants</p>	

**Table 3.15**

Sample responses from “Q1. Write down the two most fulfilling things that you experience in your work as a minister.”

Northern Asia-Pacific Division (NSD)	English (translated from Korean original)	Korean original
	Serving others and saving souls.	봉사와 영혼구원
	Spiritual growth and character change to resemble Jesus Christ of church members.	성도의 영적성장과 품성변화
	Changes in the lives of church members and the baptism of seekers.	성도들의 삶의 변화 구도자의 침례
	Bible study and prayer ministry for others.	말씀 사역과 중보기도
	Fellowship with church members and Bible study.	성도들과 교제, 말씀연구
	Transformations in lifestyle and shifts in personal values.	생활의 변화, 인생의 가치관의 변화
South American Division (SAD)	English (translated from Portuguese original)	Portuguese original
	Leading people to Christ.	Levar pessoas a Cristo
	Baptizing and visiting brothers.	Batizar e visitar irmãos
	Baptizing my children & my brother.	Batizar meus filhos e meu irmão
	Lives being transformed,	Vidas transformadas
	People converting and growing in the journey with Christ.	Pessoas se convertendo e crescimento na caminhada crista
	Salvation and service.	Salvação e Serviço
	English (translated from Spanish original)	Spanish original
	Preaching, evangelizing.	Predicacion Evangelizmo
	To visit and to teach the word of God.	Visitar y enseñar la Palabra de Dios
	Baptisms.	bautismos
	The winning of souls and appreciation of my brothers and sisters.	La ganancia de almas y aprecios de los hermanos.
	To plant churches and baptise.	Plantar iglesias y bautizar
	To see various miracles of God in my ministry and the happiness on the faces of my brothers and sisters upon visiting them.	Ver varios milagros de Dios en mi Ministerio y la felicidad en los rostros de los hermanos al visitarlos.

**Table 3.15**

Sample responses from “Q1. Write down the two most fulfilling things that you experience in your work as a minister.”

<p><b>South Pacific Division (SPD)</b></p>	<p><b>English original</b></p> <p>1. Watching people experience a living relationship with God; 2. Helping with that relationship</p> <p>1. Studying with non-Adventists and; 2. watching people fully commit to Christ</p> <p>1. Experiencing the light bulb moment when someone gets it: They understand they are loved, and 2. figuring out a creative solution/program/outreach</p> <p>1. Baptizing people; 2. Learning to know God’s Word better</p> <p>1. Seeing people make decisions to follow God’s leading; 2. Spending my day immersed in God</p> <p>1. Leading people to Jesus; 2. Visiting congregants in their homes.</p>	
<p><b>Southern Africa-Indian Ocean (SID)</b></p>	<p><b>English (translated from Portuguese original)</b></p> <p>The grace of preaching the gospel to people; Self confidence in God.</p> <p>Joy of witnessing; Church growth in all aspects.</p> <p>Working with prisoners in one of the prison centers; Visitation of members.</p> <p>The love shown by members whom I have pastored in the past.</p> <p>Baptisms and conversion of new members.</p> <p>Salary increase; The love between the members and with the pastor.</p> <p><b>English original</b></p> <p>1. Bible Study and; 2. Home Visitation</p> <p>1. Visiting church members and; 2. Counselling</p> <p>1. team-work with local elders; 2. support from respective local churches.</p> <p>1. Fulfilling the set goals; 2. Good relationship between members and I</p> <p>1. Ministering to children and the youth; 2. Visiting the members in their homes</p> <p>1. Prayerful life; 2. Competency</p>	<p><b>Portuguese original</b></p> <p>1. A graca de pregacao do evangelho as pessoas. ; 2. Auto confianca em Deus.</p> <p>1. Alegria de testemunhar; 2. Crescimento da igreja em todos aspectos.</p> <p>1. Trabalho com os prisioneiros num dos centros prisionais ; 2. Visitação de membros</p> <p>1. O amor demonstrado actualmente por membros que pastoreei no passado. ; 2. Não encontro uma segunda coisa.</p> <p>Batismos e conversão de novos membros</p> <p>1. Aumento de salário ; 2. O amor dos membros com o pastor</p>

**Table 3.15**

Sample responses from “Q1. Write down the two most fulfilling things that you experience in your work as a minister.”

<p><b>Southern Asia Division (SUD)</b></p>	<p><b>English original</b></p> <p>1. Bringing souls to Christ; 2. Spirituality</p> <p>1. improper transport facility; 2. Bible study</p> <p>1. first thing that we think is in Church Ministries we get the chance to serve the people in our own capacity; 2. Most exciting experience is feeling that we are working for the Creator God, we are his counterpart. Amazing emotions.</p> <p>1. I learned to walk with God faithfully; 2. I met many people who were worshipping false gods</p> <p>1. Ordination; 2. Opportunity to bring new souls to Christ</p> <p>1. Church members supporting the pastor; 2. Church members visiting new people.</p>	
<p><b>Southern Asia-Pacific Division (SSD)</b></p>	<p><b>English (translated from Indonesian original)</b></p> <p>Soul-winning for God.</p> <p>Prayer and Church visitation.</p> <p>Serving God and others.</p> <p>When your Bible student gives their life to God through baptism.</p> <p>To see the church members grow in spirituality.</p> <p>Offering hope to the church and to non-church members.</p> <p><b>English original</b></p> <p>1. I can preach a sermon; 2. I do home visitation</p> <p>1. Seeing people change and 2. finding Hope</p> <p>1. Sharing God’s love and; 2. serving other people</p> <p>1. Planting a church for Jesus; 2. bringing them to Jesus</p> <p>1. Training; 2. Preparing people through Soul-Winning</p> <p>1. Spiritual Growth; 2. Progressive wisdom</p>	<p><b>Indonesian original</b></p> <p>Penarikan jiwa kepada Tuhan</p> <p>Perawatan dan Doa</p> <p>Melayani Tuhan &amp; Melayani sesama</p> <p>Ketika melihat pelajar Alkitab menyerahkan diri kepada Allah (Tuhan)</p> <p>Ketika jemaat itu bertumbuh dalam Iman</p> <p>Memberikan kabar pengharapan kepada jemaat and non jemaat</p>



**Table 3.15**

Sample responses from “Q1. Write down the two most fulfilling things that you experience in your work as a minister.”

<p><b>Trans-European Division (TED)</b></p>	<p><b>English (translated from Polish original)</b></p> <p>Religious lessons with young people, catechesis with children and Bible lessons with adults, music and theatre ministry.</p> <p>The joy of converting people.</p> <p>1. The privilege of opening the Bible with people and watching God change their lives; 2. Taking believers through Bible lessons. Watching them mature in love with God. They become pastoral witnesses, and then they win more people to Christ ♡</p> <p>Public appearances; Preaching the message with faith.</p> <p>Meeting people; Study of God’s Word.</p> <p>1. The joy and happiness of people who know God and give their lives to Him; 2. The growth of newly baptized people in Christ.</p>	<p><b>Polish original</b></p> <p>Lekcje religii z młodzieżą, katecheza z dziećmi oraz lekcje biblijne z dorosłymi, służba muzyczna i teatralna</p> <p>Radość z nawrócenia ludzi</p> <p>1. Przywilej otwierania razem z ludźmi Pisma Świętego i oglądanie jak Pan Bóg zmienia ich życie ; 2. Zabieranie wyznawców na Lekcje Biblijne. Oglądanie jak dojrzewają w miłości do Boga. Stają się pastorami a następnie, sami zdobywają kolejnych ludzi dla Chrystusa ♡</p> <p>Wystąpienia publiczne. Głoszenie poselstwa z wiarą.</p> <p>Poznanie ludzi; Studium Słowa Bożego</p> <p>1. Radość i szczęście ludzi, którzy poznają Boga i oddają mu swoje życie 2. Wzrastanie w Chrystusie nowo ochrzczonych osób</p>
	<p><b>English original</b></p> <p>1. Fellowship/Praise &amp;; 2. Worship experience</p> <p>1. Preaching; 2. Gratitude of the people I have visited</p> <p>1. Preaching; 2. Counselling</p> <p>1. Seeing people give their lives to Christ; 2. Working with the local church to practically show God’s love in the community</p> <p>1. Studying bible with others; 2. working with youths</p> <p>1. The experience of conversion through the power of the H. Spirit; 2. The rewarding attitude of church members for your attention of themselves or their children</p>	

**Table 3.15**

Sample responses from “Q1. Write down the two most fulfilling things that you experience in your work as a minister.”

<p><b>West-Central Africa Division (WAD)</b></p>	<p><b>English (translated from French original)</b></p> <p>Visiting members.</p> <p>Prayer.</p> <p>Evangelism.</p> <p>Teaching the word of God.</p> <p>The joy of serving others.</p> <p>Preaching the word of God.</p> <p><b>English original</b></p> <p>1. church planting; 2. school project</p> <p>1. Unity among the leadership of my local churches; 2. Being about to cover the unentered areas within my jurisdiction.</p> <p>1. That God is able to use me to do His work as He told me; 2. That by His power, I'm able to overcome certain weaknesses I used to battle with</p> <p>1. Praying for members; 2. Evangelism</p> <p>1. The ministry offered me an opportunity to express miracles; 2. Serving as a helper to grow a church gives me joy</p> <p>1. Service and 2. cooperation</p>	<p><b>French original</b></p> <p>Visite au membres</p> <p>La prière</p> <p>L'évangélisation</p> <p>L'enseignement de la parole de Dieu</p> <p>Le gout de server les autres</p> <p>La predication de la parole de Dieu</p>
<p><b>Ukrainian Union Conference (UUC)</b></p>	<p><b>English (translated from Russian / Ukrainian original)</b></p> <p>Conducting evangelistic programs and seeing how people, under the influence of the Holy Spirit, turn to the Lord.</p> <p>1. Communication with people; 2. Seeing new people in Church.</p> <p>1. Baptism, especially of young people; 2. Success in service to children.)</p> <p>1. Many baptized people and new leaders; 2. Creating a special home group for church guests in my home.</p> <p>1. The opportunity to spend time with non-believers (about 30 people), during wartime, biblical topics, twice a week; 2. Also, today, there is an opportunity to perform social service, helping people in need.</p> <p>1. Unprecedented aid to Ukraine from international Christian organisations and private individuals; 2. Baptism of many people in the churches where I serve as a pastor.</p>	<p><b>Russian / Ukrainian original</b></p> <p>Проведение евангельских программ и видеть как люди, под действием Святого Духа, обращаются к Господу.</p> <p>1. Общение с людьми; 2. Видеть новых людей на служении в Церкви.</p> <p>1. Хрещення, особливо молодих людей; 2. Успіх у служінні дітям.</p> <p>1, Велика кількість хрещених людей та нових лідерів; 2. Створення спеціальної домашньої групи для гостей церкви в моєму домі</p> <p>1. Можливість проводити з невірними людьми (біля 30 чоловік), у воєний час, біблійні теми, двічі на тиждень; 2. Також, сьогодні, є можливість звершувати соціальне служіння, допомагаючи нужденним людям.</p> <p>1. Безпрецедентна допомога Україні з боку міжнародних християнських організацій та приватних осіб; 2. Хрещення багатьох осіб в церквах, де я служу пастором</p>

## 4. Potential Challenges of Being a Minister

The research consulted in the formulation of the Global Adventist Pastors' Survey identified several challenges many pastors face in their ministry: lack of control over their time, whether they perceive that they have been supported or treated fairly by the church leadership, time management issues, money worries, etc. Items that consider such issues were grouped in this "theme."

### 4.1 Of Concern

Several of these items elicited a level of "strongly agree" or "agree more than disagree" that are likely to be of concern to church administrators. For example:

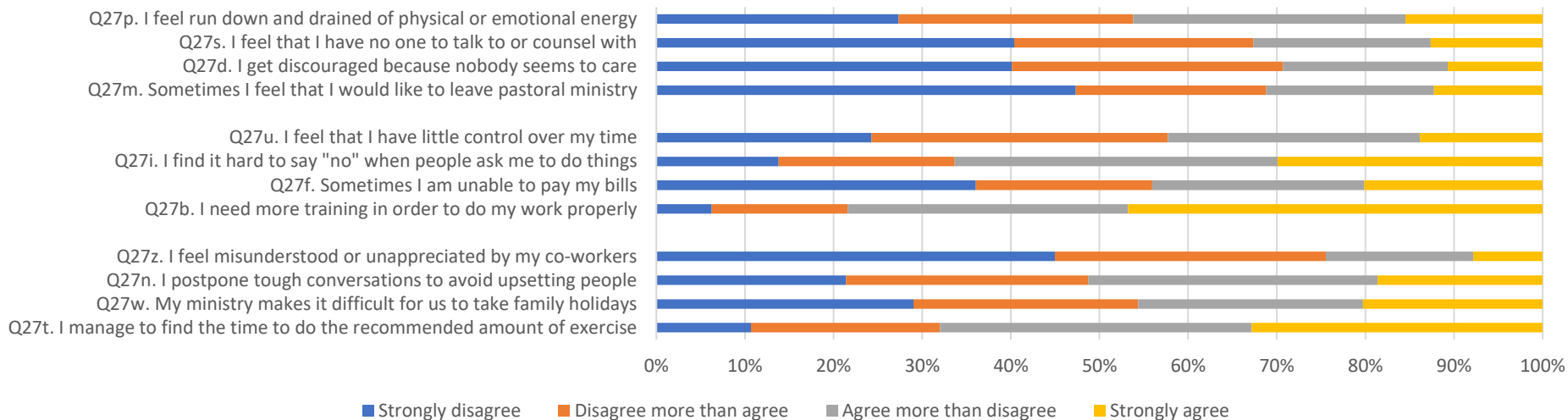
- More than 15% of all pastors strongly agreed that "I feel run down and drained of physical or emotional energy" (Q27p) and a further 29% agreed more than disagreed (see Figures 4.1, 4.2 and Table A-4.1 in Appendix A). In other words, nearly 1 in 2 pastors reported being run down and drained of physical or emotional energy.
- It is of concern that more than 10% of all pastors reported that they strongly agreed with item Q27s, "I feel that I have no one to talk to or counsel with", and a further 20% agreed more than disagreed (see Figures 4.1, 4.3 and Table A-4.2 in Appendix A)
- More than 10% of all pastors strongly agreed that "I get discouraged because nobody seems to care" (Q27d) and a further 18% agreed more than disagreed (see Figures 4.1, 4.4 and Table A-4.3 in Appendix A).
- Roughly 10% of all respondents strongly agreed that "Sometimes I feel that I would like to leave pastoral ministry" (Q27m), and an additional 18% agreed more than disagreed with this item (see Figures 4.1 & 4.5 below and Table A-4.4 in Appendix A). This amounts to 28% or slightly more than 1 in 4 pastors who have contemplated leaving the ministry at one time or another.

For all of these items, participants were able to choose one of the following options: "Strongly disagree", "Disagree more than agree", "Agree more than disagree", "Strongly agree", and "I really don't know". Figure 4.1 shows the proportion of each of these options in the responses of all those eligible to participate in the survey.<sup>14</sup>

---

<sup>14</sup> Specifically, the graph provides a representation of the column in the table for each item labelled "Average all" or "Av all", which averages the percentages from the 13 Divisions and 1 attached Union in the row of that table.

Figure 4.1 Pastoral Challenges of Concern



Figures 4.2 through 4.5 provide a more detailed report of these results.

Figure 4.2 I feel drained of physical and emotional energy

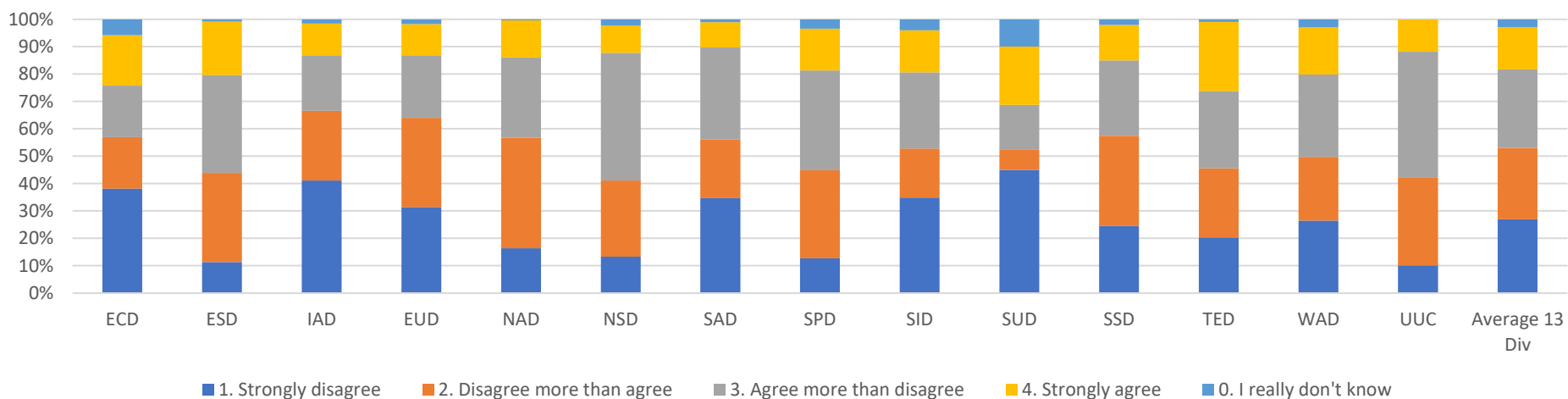


Figure 4.3 I have no one to counsel with

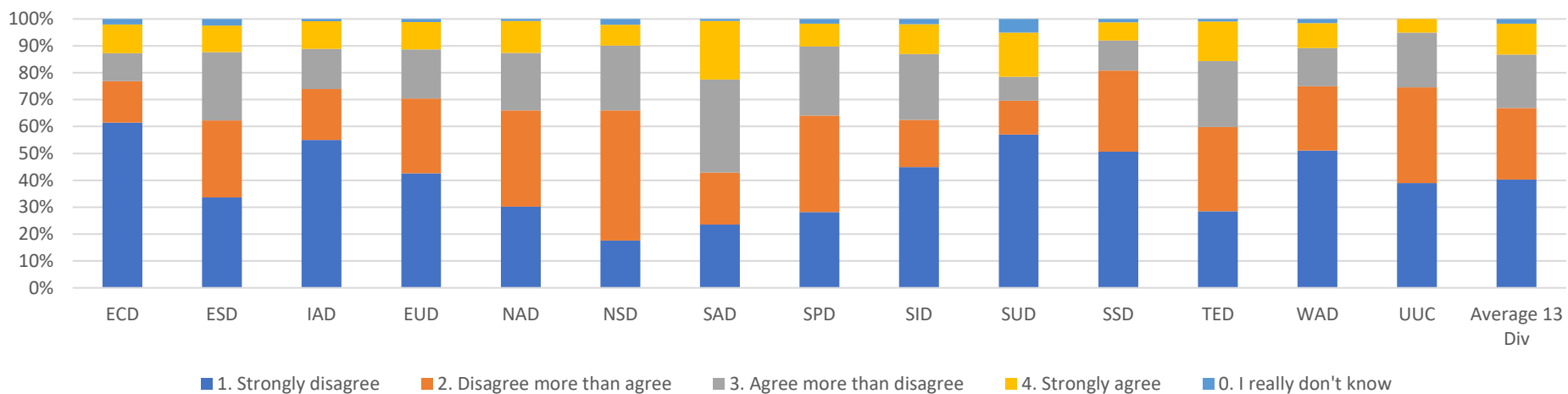


Figure 4.4 Nobody seems to care

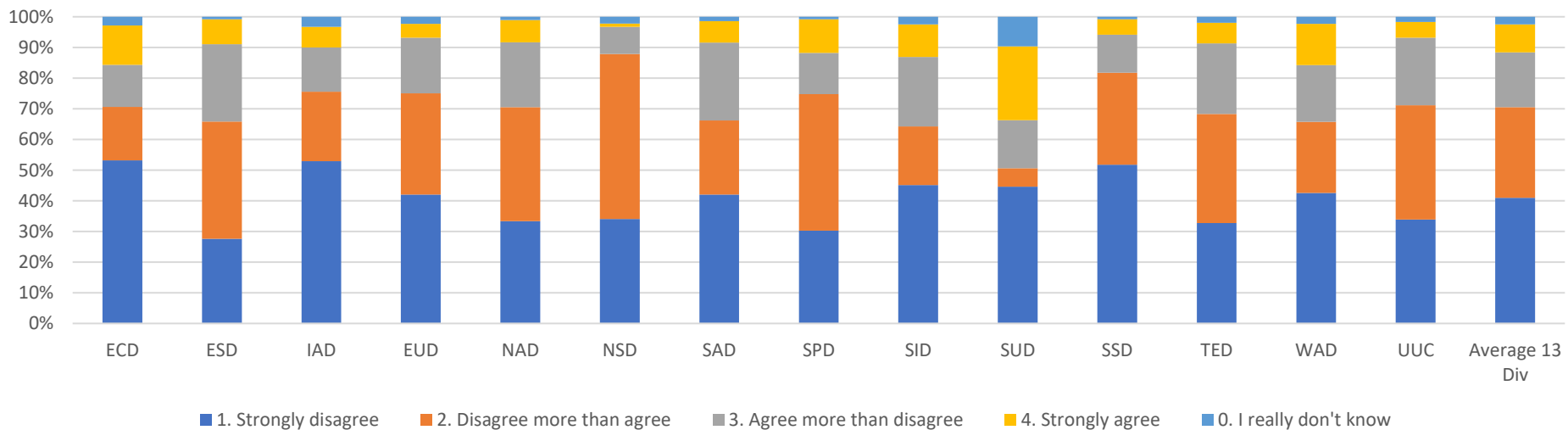
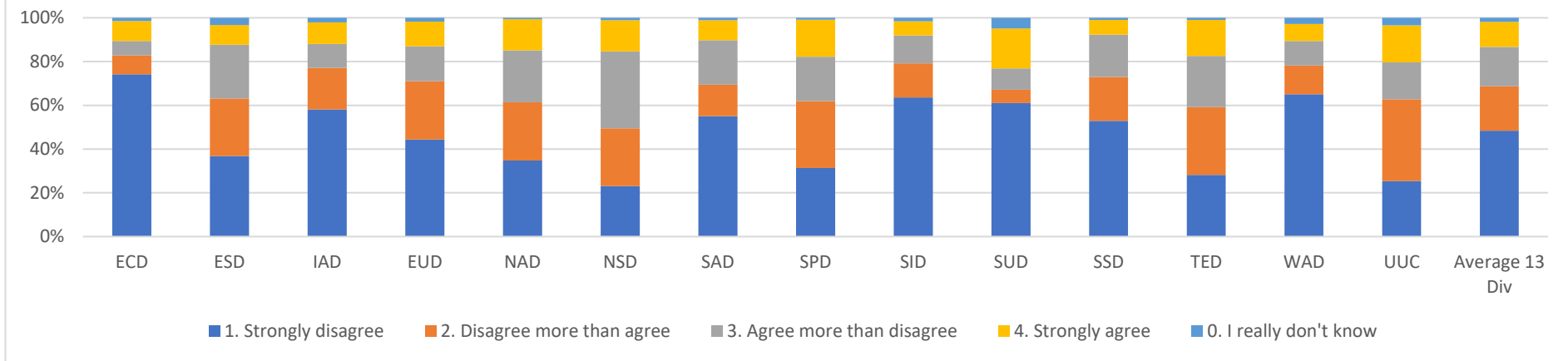


Figure 4.5 Sometimes I would like to leave pastoral ministry



Burnout has been shown to be associated with the feeling of lack of control over one’s time and lack of input into important decisions.<sup>15</sup> Several items in the survey test the amount of control that the pastors felt that they had over their working life, including item “Q27u. I feel that I have little control over my time.” It may be observed that pastors in the NAD reported that they feel that they have more control over their time compared to responses given by pastors in the other Divisions (see Figure 4.1 and 4.6 and Table A-4.5 in Appendix A).

Furthermore, nearly 30% of all pastors strongly agreed that “I find it hard to say ‘no’ when people ask me to do things” (Q27i), and a further 36% agreed more than disagreed with this statement (see Figure 4.1, 4.7 and Table A-4.6 in Appendix A).

<sup>15</sup>Sandra Corso-de-Zúñiga, Bernardo Moreno-Jiménez, Garrosa Eva, Luis Blanco-Donoso, and Isabel Carmona-Cobo, “Personal Resources and Personal Vulnerability Factors at Work: An Application of the Job Demands-Resources Model among Teachers at Private Schools in Peru: Research and Reviews.” *Current Psychology* 39, no. 1 (02, 2020): 325-36; Brandy M. Brady, “Locus of Control and Secondary Traumatic Stress as Predictors of Burnout of Working Mothers in School Counseling,” PhD Dissertation, Walden University, 2020; Schäfer, Sarah,K., M. R. Sopp, Marlene Staginnus, Johanna Lass-Hennemann, and Tanja Michael, “Correlates of Mental Health in Occupations at Risk for Traumatization: A Cross-Sectional Study,” *BMC Psychiatry* 20 (2020): 1-14.

Figure 4.6 I feel I have little control over my time

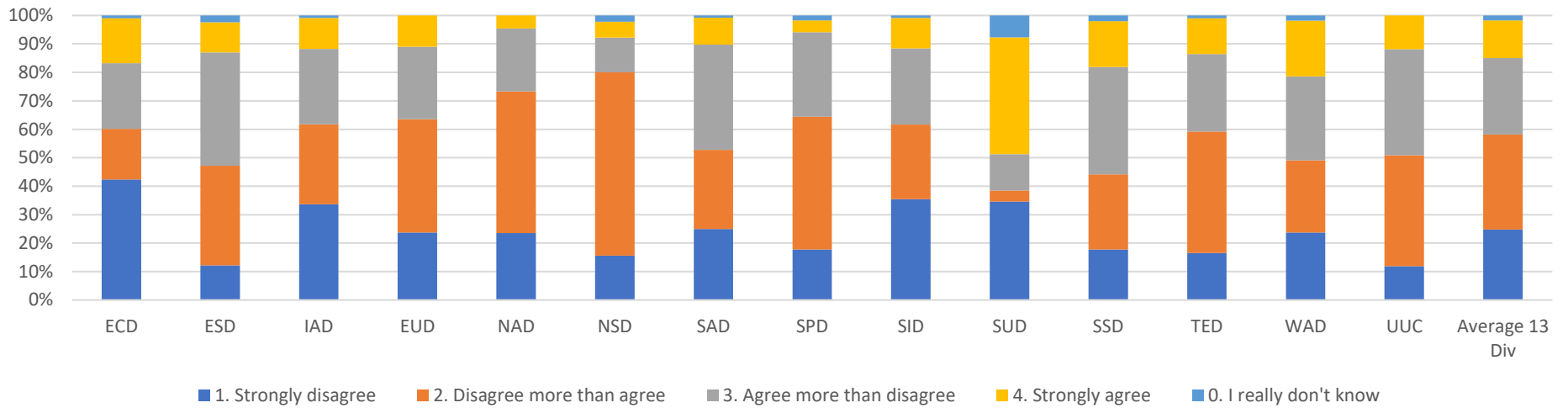
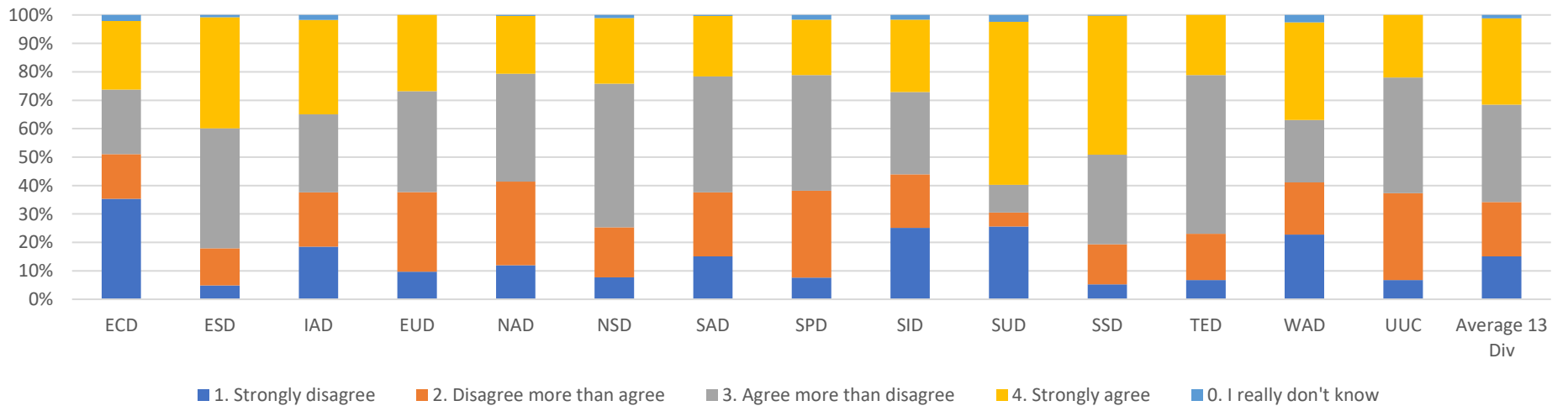
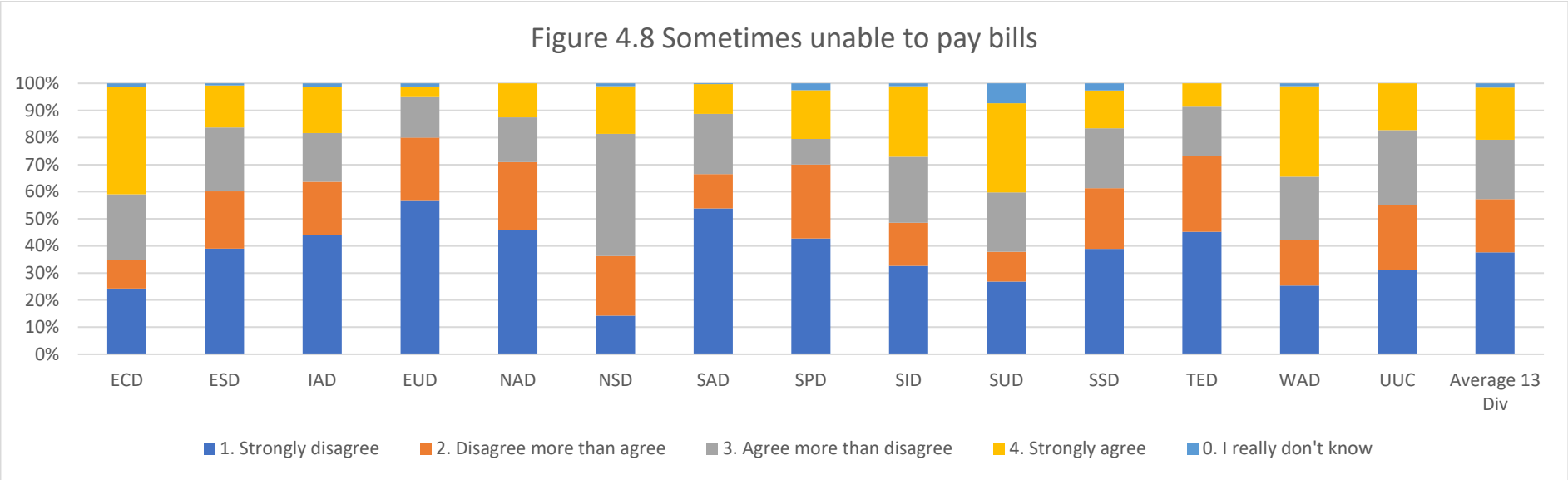


Figure 4.7 I find it hard to say "no"

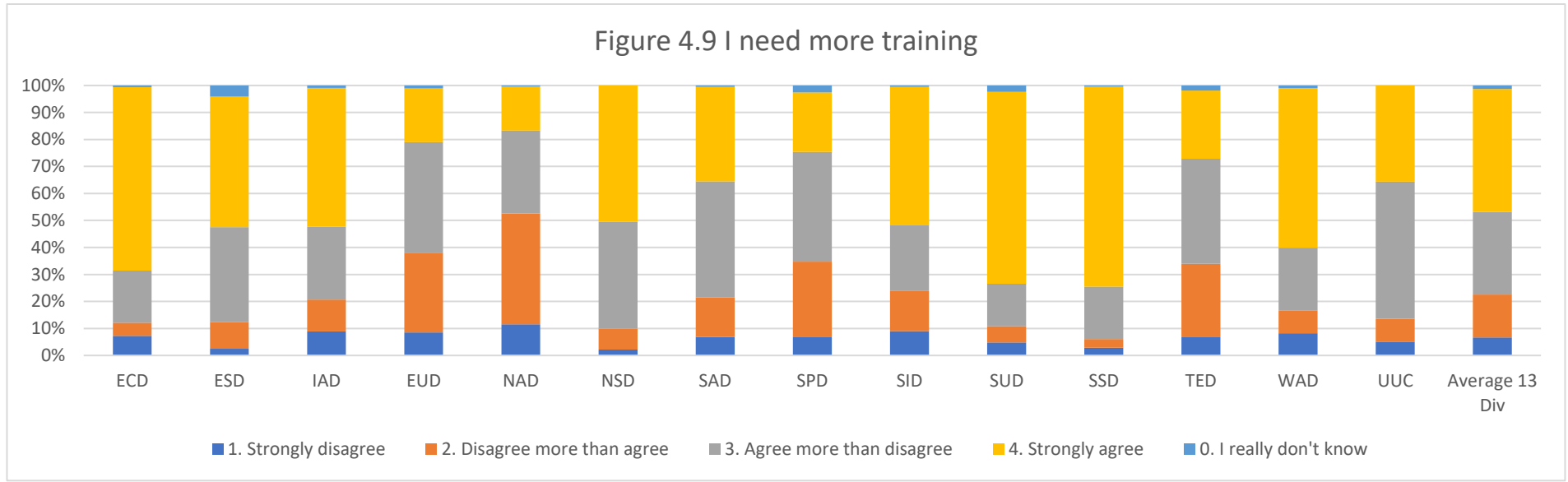


Seventeen percent of all pastors strongly agreed that “Sometimes I am unable to pay my bills” (Q27f), and a further 24% agreed more than disagreed with this statement (see Figure 4.1, 4.8 and Table A-4.6 in Appendix A).





It is notable that nearly 46% of all pastors strongly agreed that “I need more training in order to do my work properly” (Q27b), and a further 31% agreed more than disagreed with this statement. The desire for further training is particularly strong in the ECD, IAD and SSD (see Figure 4.1, 4.9 and Table A-4.6 in Appendix A).



Other difficulties identified by participants include the responses which reveal:

- 8% of all pastors strongly agreed that “I feel misunderstood or unappreciated by my co-workers” (Q27w), and a further 15% agreed more than disagreed (see Figure 4.1, 4.10 and Table A-4.9 in Appendix A)
- 18% of all pastors strongly agreed that “I postpone tough conversations to avoid upsetting people” (Q27n), and a further 32% agreed more than disagreed (see Figure 4.1, 4.11 and Table A-4.10 in Appendix A)
- 20% of all pastors strongly agreed that “My ministry makes it difficult for us to take family holidays” (Q27w), and a further 24% agreed more than disagreed (see Table A-4.11 in Appendix A)
- 10% of all pastors strongly disagreed that “I manage to find the time to do the recommended amount of exercise” (Q27t), and a further 21% disagreed more than agreed (see Table A-4.12 in Appendix A)

Figure 4.10 I feel misunderstood by my co-workers

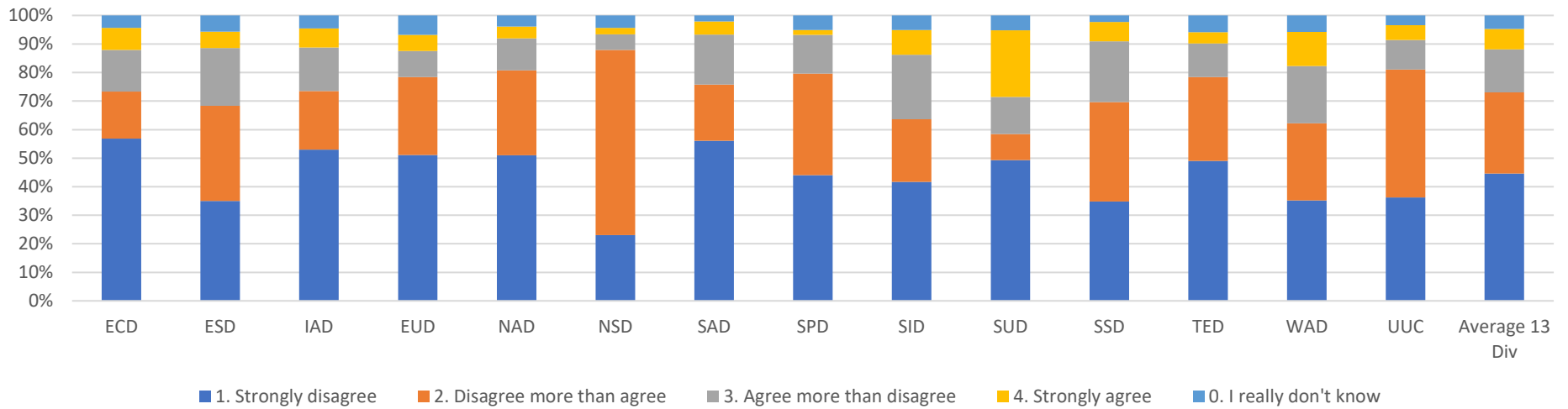
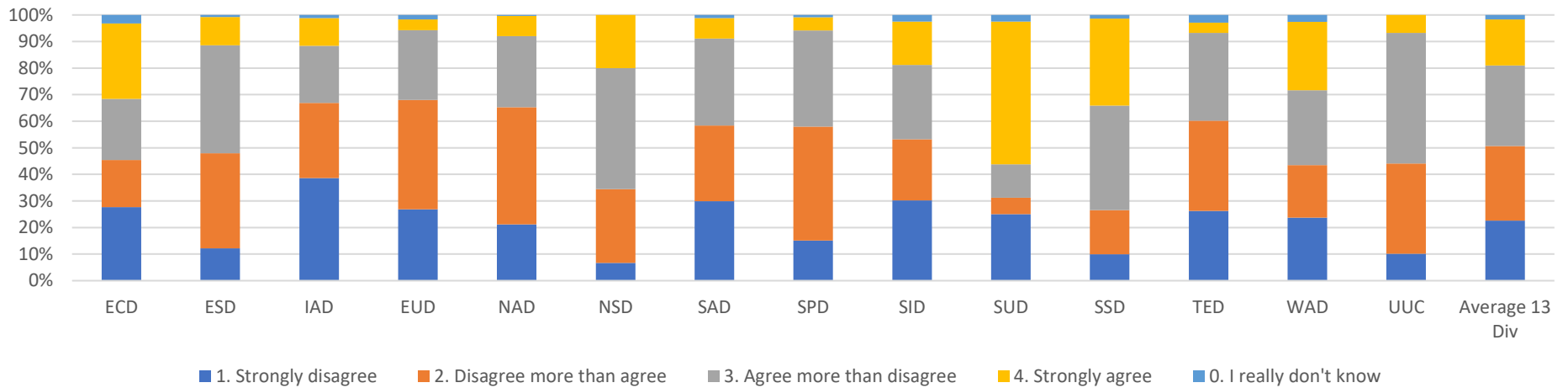


Figure 4.11 I postpone tough conversations to avoid upsetting people



## 4.2 On a More Positive Note

Some questions elicited responses that indicate that pastors were feeling supported in their work.

- 49% of all pastors strongly agreed that “I feel supported by my congregation(s)” (Q27e), and a further 39% agreed more than disagreed (see Table A-4.13 in Appendix A)
- 48% of all pastors strongly agreed that “I feel supported by my Conference leaders” (Q27g), and a further 34% agreed more than disagreed (see Figure 4.12, 4.13 and Table A-4.14 in Appendix A)
- 37% of all pastors strongly agreed that “I feel supported by my Union leaders” (Q27h), and a further 32% agreed more than disagreed (see Table A-4.15 in Appendix A)
- 31% of all pastors strongly agreed that “During my time as an employed minister, the Church organization has always treated me fairly” (Q27y), and a further 32% agreed more than disagreed (see Figure 4.12, 4.14 and Table A-4.16 in Appendix A)

Figure 4.12 provides a summary of the items that form the basis for the analysis provided in section 4.2 of this report. The graph provides a representation of the column in the tables labelled “Average all” or “Av all”, which averages the percentages from the 13 Divisions and 1 attached Union in the row of that table.

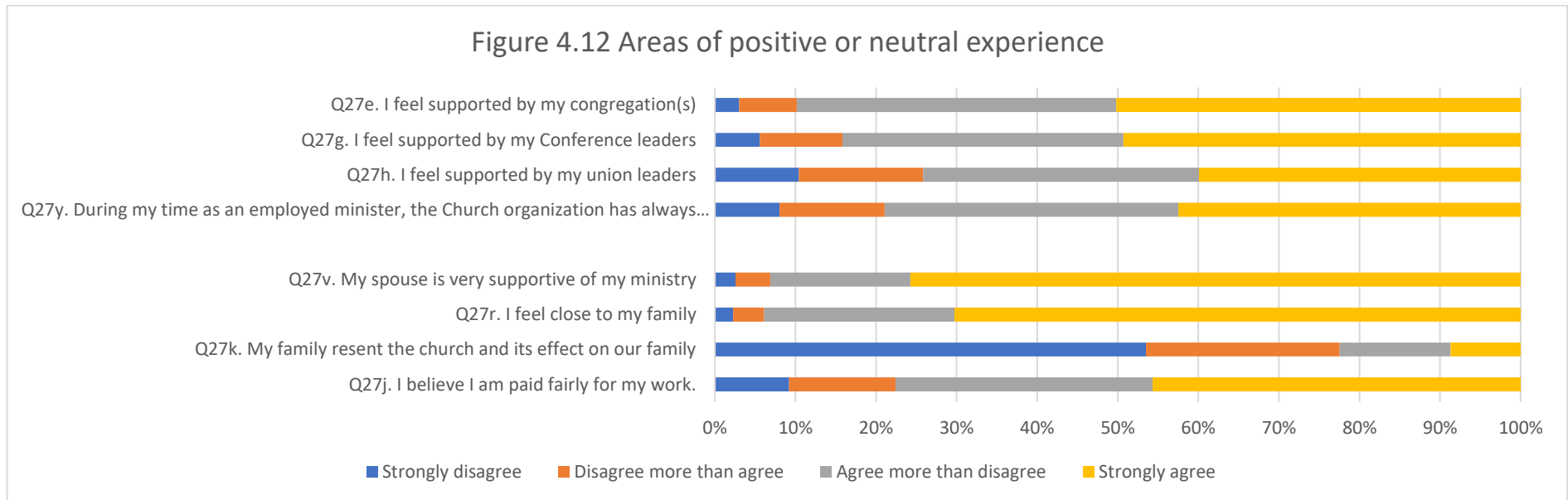


Figure 4.13 I feel supported by my Conference leaders

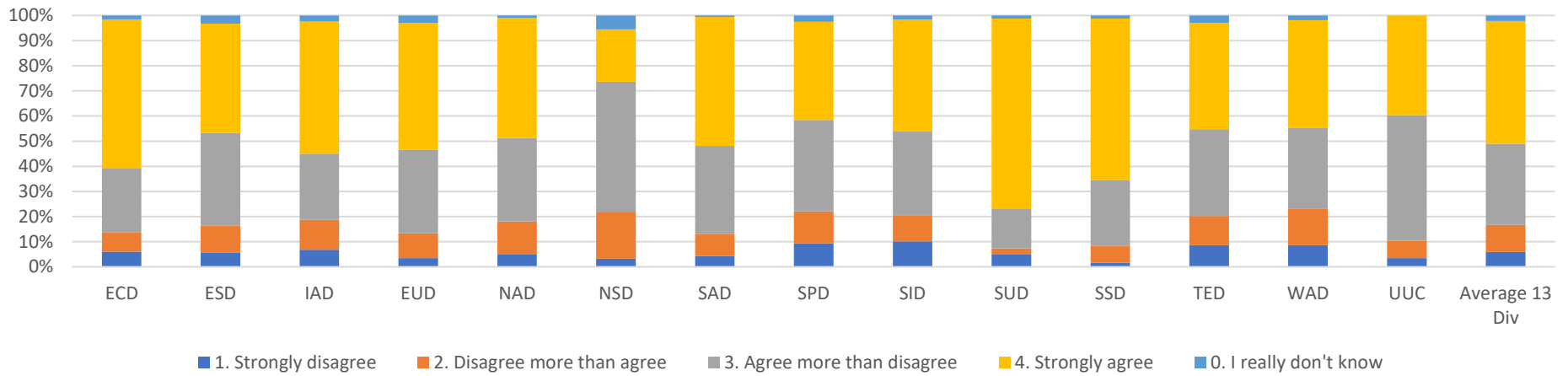
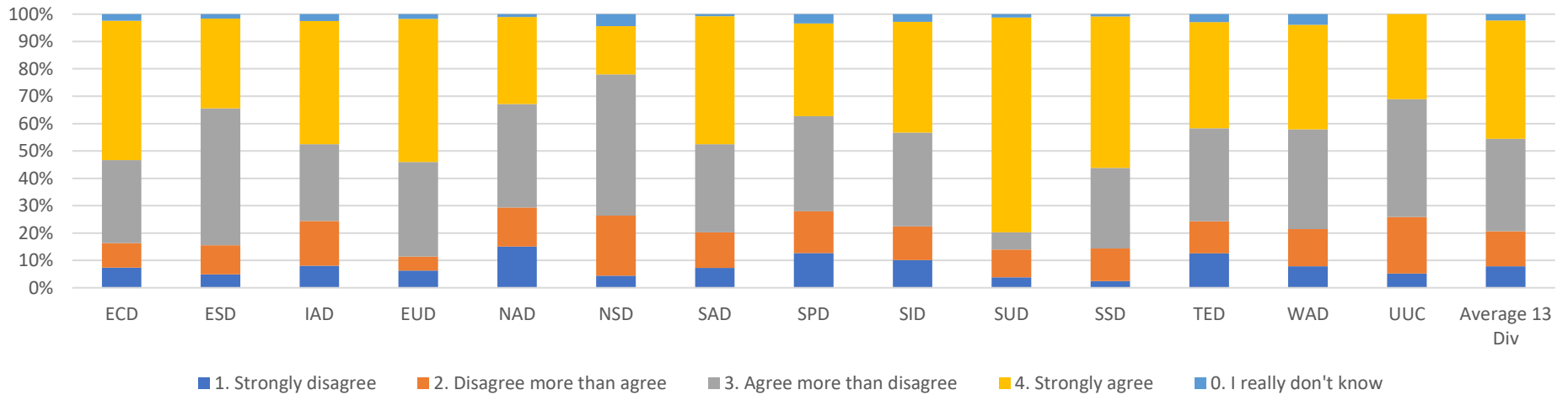


Figure 4.14 The Church organization has always treated me fairly



Some issues identified in the secondary literature as potential challenges for pastors appear to be much less of an issue for those Adventist pastors that participated in the survey. For example:

- 72% of all pastors strongly agreed that “My spouse is very supportive of my ministry” (Q27v), and a further 17% agreed more than disagreed (see Figure 4.12, 4.15 and Table A-4.17 in Appendix A)
- 69% of all pastors strongly agreed that “I feel close to my family” (Q27r), and a further 23% agreed more than disagreed (see Table A-4.18 in Appendix A)
- 51% of all pastors strongly disagreed that “My family resent the church and its effect on our family” (Q27k), and a further 23% disagreed more than agreed; however, there are still some Divisions where it appears to be an issue (see the data for the ECD and SPD in Figure 4.12, 4.16 Table A-4.19 in Appendix A)
- 44% of all pastors strongly agreed that “I believe I am paid fairly for my work” (Q27j), and a further 31% agreed more than disagreed (see Figure 4.12, 4.17 Table A-4.20 in Appendix A)

Figure 4.15 My spouse is very supportive of my ministry

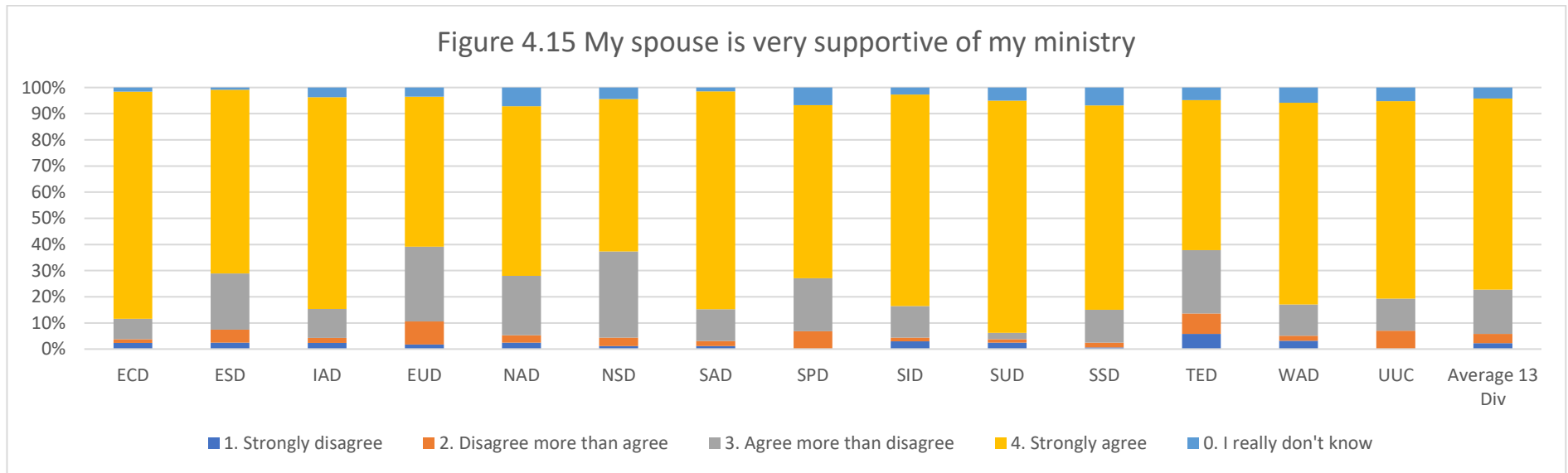


Figure 4.16 My family resents the church and its effect on our family

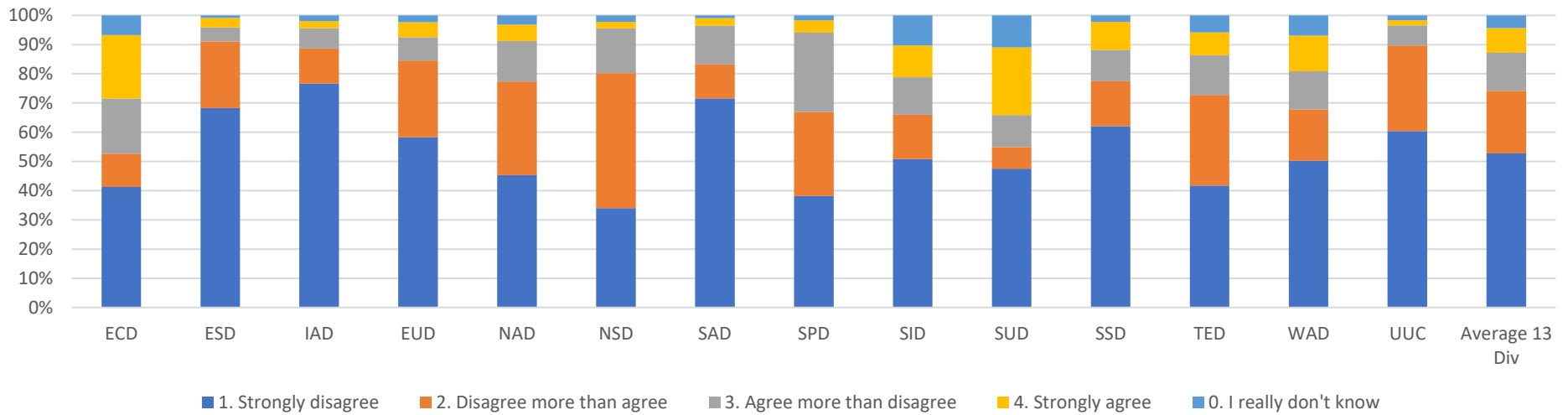
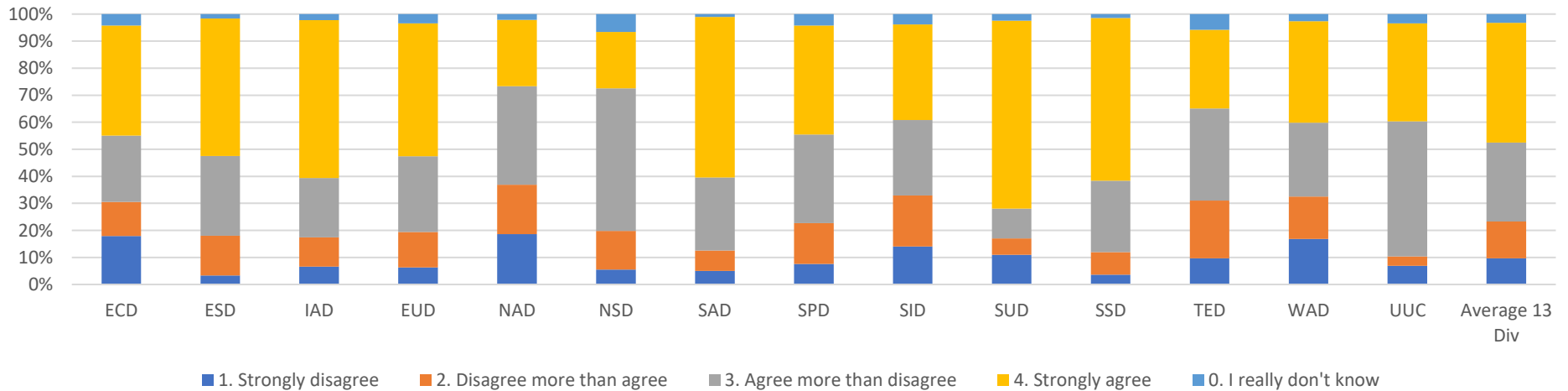


Figure 4.17 I am paid fairly for my work



Two items were included to test the importance of status to the participants, and ascertain how much undue deference was extended to Conference/Mission/Field leadership. Responses indicated that:

- 27% of all pastors strongly agreed that “It is important to me that I am respected because of my status as pastor” (Q27q), and a further 29% agreed more than disagreed (see Figure 4.12, 4.18 and Table A-4.21 in Appendix A). These were almost matched by those that strongly disagreed (18%) and disagreed more than agreed (22). Given the differing emphasis on respect accorded by different cultures, it is little surprise that there are noticeable differences between Divisions as to how this item was answered.
- 46% of all pastors strongly agreed that “My members expect me to keep good relations with my Conference president” (Q27g), and a further 27% agreed more than disagreed, although 14% said that they “really don’t know” (see Figure 4.12, 4.19 Table A-4.22 in Appendix A)

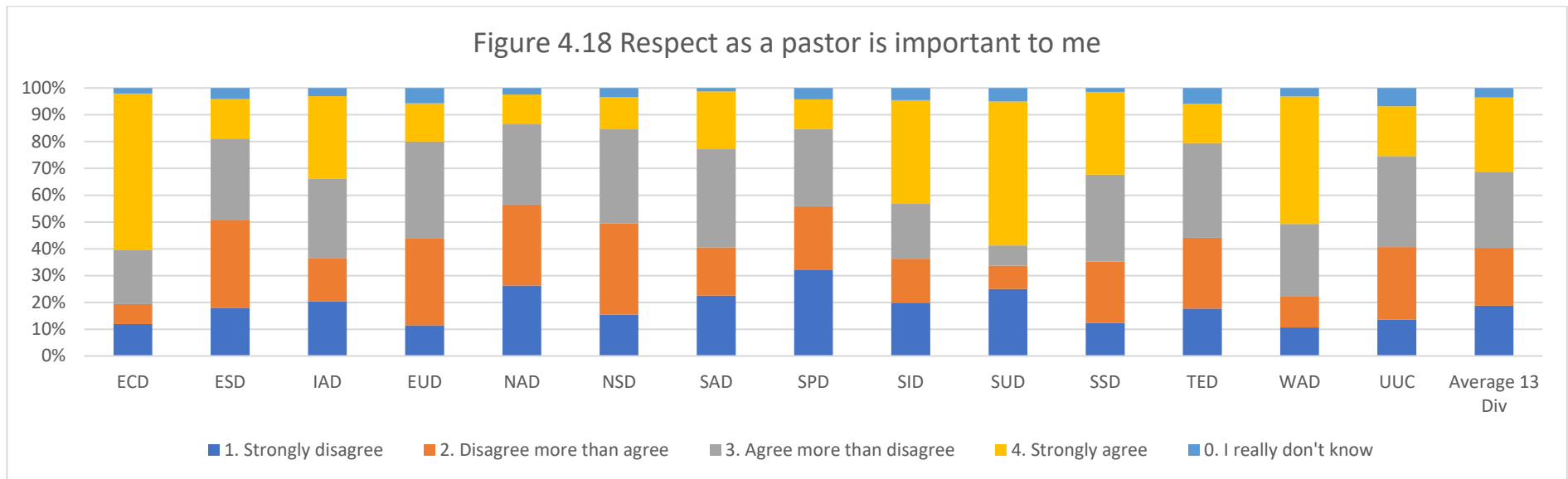
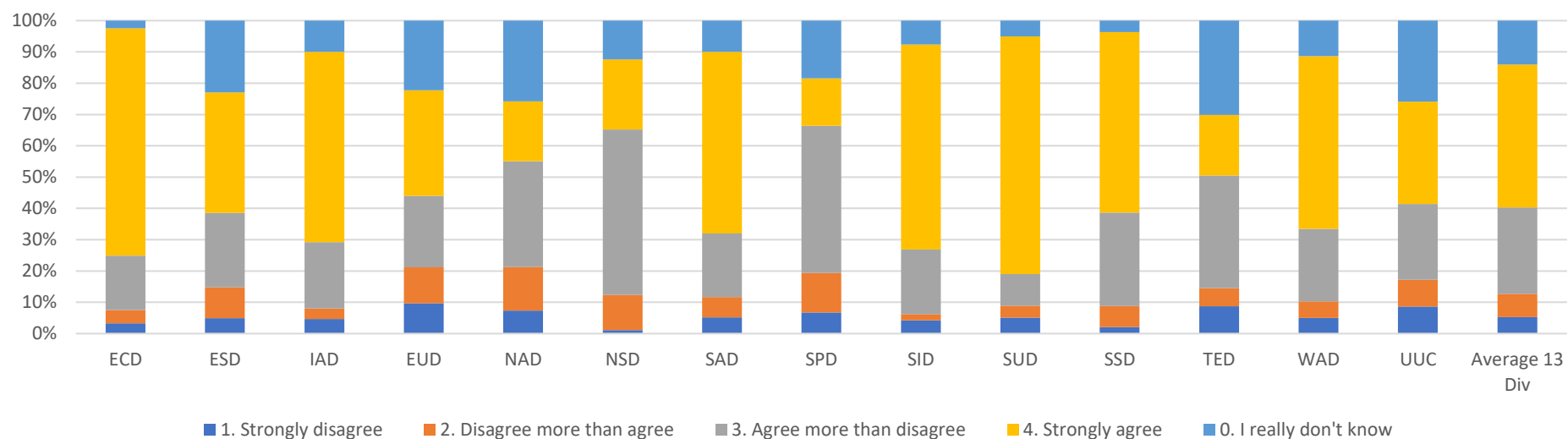


Figure 4.19 Expected to keep good relationships with Conference president



### 4.3 What Do Pastors Identify as Significant Challenges in their Work?

Question 2 asked pastors to write down the two most significant challenges that they have faced in their last year as a church pastor. The complete set of responses may be found in Appendix C. Table 4.1 provides samples of typical responses to this question from each Division and attached Conference/Mission.

**Table 4.1**

Sample responses from “Q2. Write down the two most significant challenges that you have faced in your last year as a church pastor.”

East-Central Africa Division (ECD)	English (translated from French original)	French original
	Lack of funds for the work of God.	Insuffisance de fonds proposés pour l'œuvre de Dieu
	Members behaving badly.	Membres qui se comportent mal
	False doctrines from certain members.	Enseignements hérétiques de certains membres
	Small wages.	Petit Salaire
	Leaders who don't understand our problems even when we needed to be heard.	Les Dirigeants qui quelques fois ne comprennent pas nos dorreances, même dans la période où nous avons besoins d'être entendus,
	Distance that separates church members.	un très longue distance qui sépare les membres lors des visites missionnaires



**Table 4.1**

Sample responses from “Q2. Write down the two most significant challenges that you have faced in your last year as a church pastor.”

	<p><b>-English original</b></p> <p>1. Inadequate working tools; 2. Irresponsible church members</p> <p>1. Discipleship to the church members; 2. Poor attendance at sabbath school</p> <p>1. Church members are very busy with life chores; 2. Local church leaders are not taking seriously the need for Bible study for themselves as well as for the new members</p> <p>1: studying while working; 2: church members contesting for political positions</p> <p>1. working in the district with a lack of transport; 2. hatred among clergy</p> <p>1. attending more than ten churches and twenty companies with no private transport; 2. lack of pastoral materials and facilities to foster the ministry</p>	
<p><b>Euro-Asia Division (ESD)</b></p>	<p><b>English (translated from Russian / Ukrainian original)</b></p> <p>Low involvement of members of the Church in the ministry; Q2. People are moving abroad.</p> <p>1. Lack of finances; 2. Lack of dedicated church members to serve</p> <p>1. Passivity of most members of the church; 2. Overload in the ministry work, too many responsibilities assigned to the pastor.</p> <p>Apathy after the pandemic. Restrictions on freedom and a ban on direct evangelism</p> <p>Cold church members; Not enough leaders.</p>	<p><b>Russian / Ukrainian original</b></p> <p>Слабое вовлечение членов Церкви в служение; Q2. Уезжают за границу</p> <p>1. Нехватка финансов; 2. Нехватка посвященных членов церкви для служения</p> <p>1. ПАССИВНОСТЬ ОСНОВНОЙ МАССЫ ЧЛЕНОВ ЦЕРКВИ; 2. ПЕРЕГРУЗКА В СЛУЖЕНИИ, СЛИШКОМ МНОГО ВОЗЛОЖЕНО НА ПАСТОРА.</p> <p>Апатия после пандемии Ограничения свободы и запрет на прямой евангелизм</p> <p>Охладевшие члены церкви; Нехватки лидеров</p>
<p><b>Inter-America Division (IAD)</b></p>	<p><b>English (translated from Spanish original)</b></p> <p>Meet baptismal goals, church organisation.</p> <p>Baptise, Meet baptismal goals.</p> <p>COVID, faithfulness to the ministry.</p> <p>COVID 19, Coldness of the Church.</p> <p>Meet baptismal goals, organisation.</p> <p>Pandemic, get people back to church after the pandemic.</p> <p><b>English original</b></p> <p>1. Try to get back members lost during the pandemic; 2. Getting members to be committed to church.</p> <p>1. Lack of willingness among leaders to continue serving the church; 2. Mediating in conflicts between members.</p> <p>1. Members rarely want to study the Word of God and 2.members not applying the word of God to their life</p> <p>1. Not being able physically to visit and minister to members during the Covid pandemic; 2. Being unable to give members more material support during their crisis experiences.</p>	<p><b>Spanish original</b></p> <p>Blanco Bautismal. Organización de iglesia</p> <p>Bautizar y alcanzar el blanco</p> <p>El COVID y la fidelidad al ministerio</p> <p>COVID 19, Frialdad de la Iglesia</p> <p>Blanco de almas; Organizacion</p> <p>1. La pandemia; 2. Movilizar a la iglesia después de pandemia</p>

**Table 4.1**

Sample responses from “Q2. Write down the two most significant challenges that you have faced in your last year as a church pastor.”

	<p>1. Soul winning has become the every Year Challenge, but we have seen God’s miracles as well; 2. Finances decreasing. Visiting every home member has become a blessing to everyone. Tithes and offering increasing.</p> <p>1. Post covid-19 challenges members and; 2.their faithfulness to God Unfaithfulness in returning the tithe</p>				
<p><b>Inter-European Division (EUD)</b></p>	<table border="0"> <tr> <td data-bbox="472 313 1218 992"> <p><b>English (translated from German original)</b></p> <p>Very limited live evangelistic opportunities.</p> <p>The rigidity of the Adventist Church challenges me the most. They live in their old traditional structures and maintain them with all their might. However, in doing so, they sacrifice the freedom of children and young people. You don’t need the service first (during/after Corona). They need affection, support, and being seen instead of arguing whether or not a service is going to be in 2G or 3G conditions. In connection with this, I often face the challenge of how to keep young people together. Some are leaving the church because they no longer have room in the church to flourish. The theological narrowness (e.g. dealing with homosexuality) also causes some young people, even youth leaders, to say goodbye to the Adventist Church.</p> <p>a) To find a new vision for the communities I am responsible for after Corona. It is difficult in my country to get people interested in Jesus, and it is difficult to find a starting point here to make friends among the community; b) Two pastoral issues from the past opened up old wounds. So I had to seek help myself.</p> </td> <td data-bbox="1218 313 1984 992"> <p><b>German original</b></p> <p>Sehr beschränkte Möglichkeiten für evangelistische Live- Angebote</p> <p>Die Unbeweglichkeiten der Adventgemeinden fordert mich am meisten heraus. Sie leben in ihren alten traditionellen Strukturen und halten sie mit aller Kraft aufrecht. Allerdings opfern sie damit die Freiheit der Kinder und Jugendlichen. Sie brauchen nicht zuerst den Gottesdienst (während/nach Corona). Sie brauchen Zuneigung, Unterstützung, Gesehen sein anstelle von Streit, ob nun ein Gottesdienst unter 2G- oder 3G-Bedingungen stattfindet oder nicht. Damit zusammenhängend stehe ich oft vor der Herausforderung, wie ich die Jugendlichen zusammenhalte. Einige wandern aus der Gemeinde ab, weil sie in den Gemeinden keinen Raum mehr haben, sich zu entfalten. Auch die theologische Enge (z.B. Umgang mit Homosexualität) bringt einige Jugendliche, selbst Jugendleiter dazu, sich von der Adventgemeinde zu verabschieden.</p> <p>a) Nach Corona eine neue Vision für die Gemeinden zu finden, für die ich verantwortlich bin. Es ist schwer in meinem Land Menschen überhaupt dafür zu interessieren, sich mit Jesus zu beschäftigen. Hier einen Ansatzpunkt zu finden, mit dem auch die Gemeinde sich anfreunden kann ist nicht leicht. ; b) Es waren zwei Seelsorgeprobleme, die alte Wunden in meiner Vergangenheit aufgerissen haben. Ich musste mir darum selber Hilfe suchen.</p> </td> </tr> <tr> <td data-bbox="472 992 1218 1266"> <p>Ultra-orthodox Adventists (Ellen White fanatics - verbal inspiration believers, last generation believers), spreading lies and rumors about me.</p> <p>Biblical instruction of people through Bible studies, sermons and lectures.</p> <p>1) Difficulty organizing church activities - because I don’t organize well or because church members have little time and commitment; 2) conspiracy theories</p> </td> <td data-bbox="1218 992 1984 1266"> <p>ultra orthodoxe Adventisten (Ellen White Fanatiker - verbale Inspirations-Gläubige, Last Generation Gläubige), Verbreitung von Lügen und Gerüchten über mich</p> <p>Biblische Unterweisung von Menschen durch Bibelstunden, Predigten und Vorträge.</p> <p>1) Schwierigkeiten Gemeindeaktivitäten zu organisieren - weil ich mich nicht gut organisiere, oder weil die Gemeindeglieder wenig Zeit und Verbindlichkeit haben; 2) Verschwörungstheorien</p> </td> </tr> </table>	<p><b>English (translated from German original)</b></p> <p>Very limited live evangelistic opportunities.</p> <p>The rigidity of the Adventist Church challenges me the most. They live in their old traditional structures and maintain them with all their might. However, in doing so, they sacrifice the freedom of children and young people. You don’t need the service first (during/after Corona). They need affection, support, and being seen instead of arguing whether or not a service is going to be in 2G or 3G conditions. In connection with this, I often face the challenge of how to keep young people together. Some are leaving the church because they no longer have room in the church to flourish. The theological narrowness (e.g. dealing with homosexuality) also causes some young people, even youth leaders, to say goodbye to the Adventist Church.</p> <p>a) To find a new vision for the communities I am responsible for after Corona. It is difficult in my country to get people interested in Jesus, and it is difficult to find a starting point here to make friends among the community; b) Two pastoral issues from the past opened up old wounds. So I had to seek help myself.</p>	<p><b>German original</b></p> <p>Sehr beschränkte Möglichkeiten für evangelistische Live- Angebote</p> <p>Die Unbeweglichkeiten der Adventgemeinden fordert mich am meisten heraus. Sie leben in ihren alten traditionellen Strukturen und halten sie mit aller Kraft aufrecht. Allerdings opfern sie damit die Freiheit der Kinder und Jugendlichen. Sie brauchen nicht zuerst den Gottesdienst (während/nach Corona). Sie brauchen Zuneigung, Unterstützung, Gesehen sein anstelle von Streit, ob nun ein Gottesdienst unter 2G- oder 3G-Bedingungen stattfindet oder nicht. Damit zusammenhängend stehe ich oft vor der Herausforderung, wie ich die Jugendlichen zusammenhalte. Einige wandern aus der Gemeinde ab, weil sie in den Gemeinden keinen Raum mehr haben, sich zu entfalten. Auch die theologische Enge (z.B. Umgang mit Homosexualität) bringt einige Jugendliche, selbst Jugendleiter dazu, sich von der Adventgemeinde zu verabschieden.</p> <p>a) Nach Corona eine neue Vision für die Gemeinden zu finden, für die ich verantwortlich bin. Es ist schwer in meinem Land Menschen überhaupt dafür zu interessieren, sich mit Jesus zu beschäftigen. Hier einen Ansatzpunkt zu finden, mit dem auch die Gemeinde sich anfreunden kann ist nicht leicht. ; b) Es waren zwei Seelsorgeprobleme, die alte Wunden in meiner Vergangenheit aufgerissen haben. Ich musste mir darum selber Hilfe suchen.</p>	<p>Ultra-orthodox Adventists (Ellen White fanatics - verbal inspiration believers, last generation believers), spreading lies and rumors about me.</p> <p>Biblical instruction of people through Bible studies, sermons and lectures.</p> <p>1) Difficulty organizing church activities - because I don’t organize well or because church members have little time and commitment; 2) conspiracy theories</p>	<p>ultra orthodoxe Adventisten (Ellen White Fanatiker - verbale Inspirations-Gläubige, Last Generation Gläubige), Verbreitung von Lügen und Gerüchten über mich</p> <p>Biblische Unterweisung von Menschen durch Bibelstunden, Predigten und Vorträge.</p> <p>1) Schwierigkeiten Gemeindeaktivitäten zu organisieren - weil ich mich nicht gut organisiere, oder weil die Gemeindeglieder wenig Zeit und Verbindlichkeit haben; 2) Verschwörungstheorien</p>
<p><b>English (translated from German original)</b></p> <p>Very limited live evangelistic opportunities.</p> <p>The rigidity of the Adventist Church challenges me the most. They live in their old traditional structures and maintain them with all their might. However, in doing so, they sacrifice the freedom of children and young people. You don’t need the service first (during/after Corona). They need affection, support, and being seen instead of arguing whether or not a service is going to be in 2G or 3G conditions. In connection with this, I often face the challenge of how to keep young people together. Some are leaving the church because they no longer have room in the church to flourish. The theological narrowness (e.g. dealing with homosexuality) also causes some young people, even youth leaders, to say goodbye to the Adventist Church.</p> <p>a) To find a new vision for the communities I am responsible for after Corona. It is difficult in my country to get people interested in Jesus, and it is difficult to find a starting point here to make friends among the community; b) Two pastoral issues from the past opened up old wounds. So I had to seek help myself.</p>	<p><b>German original</b></p> <p>Sehr beschränkte Möglichkeiten für evangelistische Live- Angebote</p> <p>Die Unbeweglichkeiten der Adventgemeinden fordert mich am meisten heraus. Sie leben in ihren alten traditionellen Strukturen und halten sie mit aller Kraft aufrecht. Allerdings opfern sie damit die Freiheit der Kinder und Jugendlichen. Sie brauchen nicht zuerst den Gottesdienst (während/nach Corona). Sie brauchen Zuneigung, Unterstützung, Gesehen sein anstelle von Streit, ob nun ein Gottesdienst unter 2G- oder 3G-Bedingungen stattfindet oder nicht. Damit zusammenhängend stehe ich oft vor der Herausforderung, wie ich die Jugendlichen zusammenhalte. Einige wandern aus der Gemeinde ab, weil sie in den Gemeinden keinen Raum mehr haben, sich zu entfalten. Auch die theologische Enge (z.B. Umgang mit Homosexualität) bringt einige Jugendliche, selbst Jugendleiter dazu, sich von der Adventgemeinde zu verabschieden.</p> <p>a) Nach Corona eine neue Vision für die Gemeinden zu finden, für die ich verantwortlich bin. Es ist schwer in meinem Land Menschen überhaupt dafür zu interessieren, sich mit Jesus zu beschäftigen. Hier einen Ansatzpunkt zu finden, mit dem auch die Gemeinde sich anfreunden kann ist nicht leicht. ; b) Es waren zwei Seelsorgeprobleme, die alte Wunden in meiner Vergangenheit aufgerissen haben. Ich musste mir darum selber Hilfe suchen.</p>				
<p>Ultra-orthodox Adventists (Ellen White fanatics - verbal inspiration believers, last generation believers), spreading lies and rumors about me.</p> <p>Biblical instruction of people through Bible studies, sermons and lectures.</p> <p>1) Difficulty organizing church activities - because I don’t organize well or because church members have little time and commitment; 2) conspiracy theories</p>	<p>ultra orthodoxe Adventisten (Ellen White Fanatiker - verbale Inspirations-Gläubige, Last Generation Gläubige), Verbreitung von Lügen und Gerüchten über mich</p> <p>Biblische Unterweisung von Menschen durch Bibelstunden, Predigten und Vorträge.</p> <p>1) Schwierigkeiten Gemeindeaktivitäten zu organisieren - weil ich mich nicht gut organisiere, oder weil die Gemeindeglieder wenig Zeit und Verbindlichkeit haben; 2) Verschwörungstheorien</p>				
<p><b>North American Division (NAD)</b></p>	<p><b>English original</b></p> <p>1. Due to Corona they are faced with financial problems; 2. Many senior citizens were afraid to come to church due to the Corona</p> <p>1. Regular verbal abuse from retired church members (toward me as a young adult pastor); 2.sexual harassment &amp; lack of physical safety in church as a female pastor (had to get a protection order in court against a male church member)</p> <p>1. Dealing with some difficult members; 2.Post-COVID culture - less people in church</p>				

**Table 4.1**

Sample responses from “Q2. Write down the two most significant challenges that you have faced in your last year as a church pastor.”

	1. Recruiting volunteers; 2. Finances 1. to transform the culture of the church to try to reach excellence; 2.To manage properly church board meeting 1. Too many funerals; 2.Large financial outlays for church maintenance and renovation	
<b>Northern Asia-Pacific Division (NSD)</b>	<p><b>English (translated from Korean original)</b></p> <p>The hindrance of spiritual growth caused by the impact of COVID-19.</p> <p>The challenges faced in missionary efforts and the financial hardships experienced by church members in light of the COVID-19 circumstances.</p> <p>Navigating worship arrangements during the COVID-19 era and forging a new mission paradigm.</p> <p>The encroachment of secular influences on the church and the revitalization of its core essence.</p> <p>The imperative to propagate the gospel and effect transformative change in the lives of church members.</p> <p>Activation of small group activities and discipleship training.</p>	<p><b>Korean original</b></p> <p>코로나19로 인한 영적 침체</p> <p>코로나19의 상황에서 선교의 어려움. 교인들의 재정 어려움</p> <p>코로나 19 속에서의 예배 운영, 새로운 선교 패러다임의 개발</p> <p>교회의 세속화 , 교회의 본질 회복</p> <p>영혼구원사업 , 성도의 삶의 변화</p> <p>소그룹과 제자훈련</p>
<b>South American Division (SAD)</b>	<p><b>English (translated from Portuguese original)</b></p> <p>1. My emotional health; 2. Feeling that the institutions ADM used me for a promotion plan of their own.</p> <p>Time to train and to train disciples. ; Mobilize the church to fulfill the mission.</p> <p>Human and financial resources.</p> <p>One unified church; A missionary church.</p> <p>Pandemic, reaching the goal of baptisms.</p> <p>Leading people full of ego and working with homosexuals.</p> <p><b>English (translated from Spanish original)</b></p> <p>To reach the baptism targets and prepare new leaders.</p> <p>Lack of local leadership, shaken by the pandemic.</p> <p>Church building.</p> <p>Post pandemic working; Low attendance at church services.</p> <p>To revive the church, to disciple.</p> <p>My mental health.</p>	<p><b>Portuguese original</b></p> <p>1. Minha saúde emocional; 2. Sentir que os ADM da instituição me usaram para um plano de promoção própria</p> <p>a) Tempo para formar e capacitar discipuladores; b) Mobilizar a igreja para cumprir a missão</p> <p>Recursos humanos e financeiros</p> <p>Uma igreja unificada; Uma igreja missionária.</p> <p>1. Pandemia 2. Alcançar o alvo de batismo</p> <p>Liderar pessoas cheias de ego. rabalhar com homossexuais</p> <p><b>Spanish original</b></p> <p>Llegar al objetivo de bautismos y preparar nuevos líderes</p> <p>Falta de liderazgo local, zarandeo por la pandemia</p> <p>Construcción de iglesia</p> <p>Trabajo pos pandemia; Poca asistencia a los cultos.</p> <p>Reavivar a la iglesia, discipular</p> <p>Mi salud mental</p>

**Table 4.1**

Sample responses from “Q2. Write down the two most significant challenges that you have faced in your last year as a church pastor.”

<p><b>South Pacific Division (SPD)</b></p>	<p><b>English original</b></p> <p>1. Cooperation with the Elders and Pastors; 2. Collecting of reports</p> <p>1. People (Few Church Members) - attitude problem (e.g they think that what they say is always correct, that is what we should follow); 2. Some Church Officers are slack in fulfilling their responsibilities.</p> <p>1. Time Management (less time with family); 2. Dealing with backsliders</p> <p>1. Lack of ministerial workers; 2. Illness - Health</p> <p>1. People opposing women in eldership and; 2. having the full support of my immediate support group in ministry</p> <p>1. I get too busy with God's work but lack quality time in God's presence; 2. People lack passion for fulfilling the mission of the church.</p>	
<p><b>Southern Africa-Indian Ocean (SID)</b></p>	<p><b>English (translated from Portuguese original)</b></p> <p>Lack of structure of worship.</p> <p>Interact with members in a language unknown to me; Visit the homes of all members by distance.</p> <p>How to form small groups or church openings.</p> <p>Members challenging pastors; Lack of fidelity in some.</p> <p>Working with restrictions due to covid 19. Maintaining a position of maintaining an old temple project that has been diverted.</p> <p>Accused of embezzlement; Sick, but have to work.</p>	<p><b>Portuguese original</b></p> <p>Falta de estrutura de para adoração.</p> <p>2. Interagir com os membros em língua desconhecida por mim; 3. Visitar a casa de todos membros, pela distância.</p> <p>Como formar o pequenos grupos ou plantio de Igreja.</p> <p>1. Membros desafiando o pastor; 2. Falta de fidelidade em alguns.</p> <p>Trabalhar com restrições por conta da covid 19 Manter uma posição de manter im antigo projecto de construção de templo que foi desviado.</p> <p>1- Acusado de desvio de fundo; 2- doente, mais tem que trabalhar.</p>
	<p><b>English original</b></p> <p>1. Transport and communication; 2. Reclaiming backsliders.</p> <p>1. I am a new pastor in my district and found one church which likes to invite too many singing groups and preachers from outside the country and wanting to pay them a lot of money from Local Church Budget; 2. Very few members return tithe and offering.</p> <p>1. Excessive load (district coverage) and; 2. lack of finances to meet goals or projections for the year.</p> <p>1. Most of our members did not fully participate as expected; 2. Quite a number back-slidden.</p> <p>1. Peoples lack of vision and implementation of the scriptures and; 2 force and not through influence</p> <p>1. Failed to visit all members due to vastness of the district; 2. Mobility problem</p>	

**Table 4.1**

Sample responses from “Q2. Write down the two most significant challenges that you have faced in your last year as a church pastor.”

<p><b>Southern Asia Division (SUD)</b></p>	<p><b>English original</b></p> <p>1. There are so many challenges that we face in Church Ministries first lack of resources; 2. Anti Christian Policy for the Majority.</p> <p>1. It is very difficult to preach the gospel in public physically, mentally and emotionally; 2. It is so painful to see going astray the new converts through the effects of the old believers.</p> <p>1. limited budget for extensive travel work in the district; 2. Lack of zeal in members to participate in OMOS</p> <p>1. Pandemic; 2. Financial trouble</p> <p>1. Language Problem because we have so many languages among people here; 2. Here Hindu dominates place: not able to have big evangelism meetings</p> <p>1. Illiterate Church members and the place of Church; 2. Hard to explain organized work.</p>	
<p><b>Southern Asia-Pacific Division (SSD)</b></p>	<p><b>English (translated from Indonesian original)</b></p> <p>Minimum support from the church members (they are too busy to get involved).</p> <p>Challenges from inside and outside of the church.</p> <p>Pressure and strong rejection from the Muslim society we live in.</p> <p>Too large, wide, and long-distance of the ministry service area.</p> <p>Rejection of the Evangelism program.</p> <p>Challenges during the church nominating committee and the level of member spirituality.</p> <p><b>English original</b></p> <p>1. Time and; 2. expenses</p> <p>1. language barrier for my Thai members and community; 2 Leadership and management</p> <p>1. lack of support and guidance; 2. fearful of being abandoned.</p> <p>1. Not being with my family; 2. financial crisis</p> <p>1. Language barrier; 2. Culture barrier</p> <p>1. Building new Mission Quarters; 2. Visiting backsliders</p>	<p><b>Indonesian original</b></p> <p>Kurangnya support dari anggota jemaat</p> <p>1. Masalah dalam jemaat; 2. Tantangan dari luar jemaat.</p> <p>Wilayah kerja yang mayoritas Muslim.</p> <p>Tempat Pelayanan yang sangat luas</p> <p>Ditolak masyarakat ketika ingin membuat penginjilan</p> <p>Pemilihan pegawai jemaat, rohani anggota</p>
<p><b>Trans-European Division (TED)</b></p>	<p><b>English (translated from Polish original)</b></p> <p>Establishing a permanent place for meeting and for missionary activity of the group as a center of evangelistic influence. So far, we have functioned as a house church.</p> <p>Unity in bearing witness to Christ.</p> <p>1 Youth leaving the church; 2 Little involvement of followers in personal evangelism.</p>	<p><b>Polish original</b></p> <p>Zorganizowanie stałego miejsca spotkań i działalności misyjnej grupy jako centrum wpływu ewangelizacyjnego. Do tej pory funkcjonowaliśmy jako kościół domowy.</p> <p>Jedność w świadczeniu o Chrystusie</p> <p>1 Odejście młodzieży ze Zboru; 2 Małe zaangażowanie wyznawców w osobistą Ewangelizację</p>

**Table 4.1**

Sample responses from “Q2. Write down the two most significant challenges that you have faced in your last year as a church pastor.”

	<p>Direct contact with people from the society; Convincing others of the foundations of the Adventist faith.</p> <p>How to encourage people to participate in religious services actively.</p> <p>1. Conducting Bible lessons with a person who has already been baptized twice... this time, she gave her life to Jesus; 2. Reconciling two fields of study by serving in two congregations.</p> <p><b>English original</b></p> <p>1. the coldness of people in the church; 2. issues of holding senior positions</p> <p>1. Overworking myself; 2. Managing expectations</p> <p>1. Conflicts between church members, some pastors in leadership with questions about how open we can be, to do outreach in society; 2. The social situation which leads people to find ways how to earn more money, which leads to less time for ministry.</p> <p>1. A lot of work and not enough time for rest and recreation; 2. The mentality of the church shaped by the pandemic</p> <p>1. Travelling long distances to minister to members; 2. Having to conduct ministry via Zoom</p> <p>1. Attitudes of some members and their; 2. opposition to female pastors.</p>	<p>Bezpośredni kontakt z ludźmi, ze społeczeństwem; Przekonywanie naszych o fundamentach wiary adwentystycznej</p> <p>Jak zachęcić ludzi do aktywności uczestnictwa w nabożeństwach</p> <p>1. Prowadzenie lekcji biblijnych dla osoby, która miała już dwa podejścia do chrztu... tym razem oddała swoje życie Jezusowi; 2. Pogodzenie dwóch kierunków studiów ze służbą w dwóch zborach.</p>
<p><b>West-Central Africa Division (WAD)</b></p>	<p><b>English (translated from French original)</b></p> <p>Lack of finance.</p> <p>Lost of members newly baptized.</p> <p>Evangelism during the time of social and political crisis.</p> <p>Lack of means for Evangelism.</p> <p>Unity of church members.</p> <p>The proliferation of false teaching in our community.</p> <p><b>English original</b></p> <p>1. lack of faith in the life of the members; 2. financial challenge</p> <p>1. Dealing with transfers and challenges that comes with it; 2. Dealing with some membership who disregard ministers and dealing with the church as their private business.</p> <p>1. Some questionable characters of the members in the community, which affects membership retention; 2. The church facing unexpected misfortunes and problems which has affected the finance of the church, keeping the church with less or no funds—such as a child falling into a very deep well (pit) , attack by armed robbers taking away all the church properties including some seats.</p> <p>1. Insecurity; 2. Lack of commitment from members</p> <p>1. Work overload; 2. Less Bible study</p> <p>1. Health challenge; 2. Poor spirituality of members</p>	<p><b>French original</b></p> <p>Le manque de finance</p> <p>Pertes de membres nouvellement baptisés</p> <p>Évangéliser en temps de crise sociale et politique</p> <p>Manque de moyens pour la mission d'évangélisation.</p> <p>L'unité entre les membres de mon églises</p> <p>La prolifération des faux enseignements au sein de notre communauté</p>

**Table 4.1**

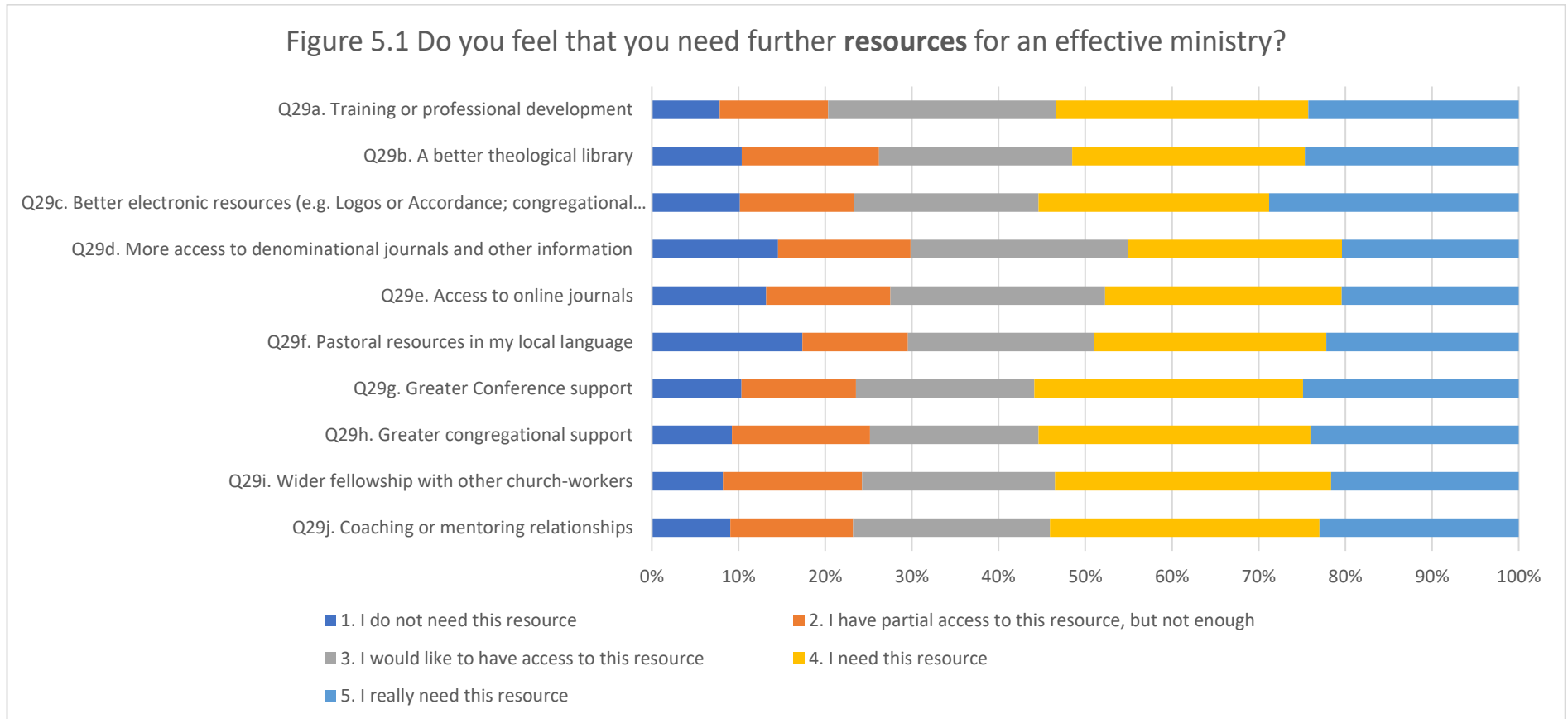
Sample responses from “Q2. Write down the two most significant challenges that you have faced in your last year as a church pastor.”

<b>Ukrainian Union Conference (UUC)</b>	<b>English (translated from Russian / Ukrainian original)</b>	<b>Russian / Ukrainian original</b>
	<p>War in the country (fear and emigration of people), Coldness, people's unwillingness to serve each other.</p> <p>1. Moving of many capable (gifted) members of the church abroad; 2. The inability of church members to accept with love new people in the church.</p> <p>The COVID-19 pandemic and war. Financial difficulties.</p> <p>Conflicts between the church members. The passivity of church members.</p> <p>Ungratefulness of people. Weak interest in salvation among people.</p> <p>1. Rocket attacks on the city; 2. Weak spirituality of church members.</p>	<p>Война в стране (страх и эмиграция людей), Холод, не желание людей служить друг другу. (War in the country)</p> <p>1.Переезд многих способных членов церкви за границу; 2. Неспособность членов церкви,принимать с любовью новых людей в церкви.</p> <p>Пандемія КОВІД-19, і війна. Фінансові труднощі.</p> <p>Конфлікти між членами церкви. Пасивність членів церкви.</p> <p>Невдячність людей. Слабка зацікавленість у спасінні у людей</p> <p>1. Ракетные обстрелы города; 2. Слабая духовность членов церкви</p>

## 5. Desirable Additional Resources

Question 29 invited pastors to identify further resources they felt they needed for an effective ministry?

Figure 5.1 reports on how participants rated their need for a particular resource. It does so by reporting on the average across the Divisions and Attached Unions.





**Table 5.1**

“Do you feel that you need further **resources** for an effective ministry?” (Q29)

	1. I do not need this resource	2. I have partial access to this resource, but not enough	3. I would like to have access to this resource	4. I need this resource	5. I really need this resource
Q29j. Coaching or mentoring relationships	9.0%	14.2%	22.7%	31.1%	23.0%
Q29i. Wider fellowship with other church-workers	8.2%	16.0%	22.3%	31.8%	21.7%
Q29h. Greater congregational support	9.2%	15.9%	19.4%	31.4%	24.0%
Q29g. Greater Conference support	10.4%	13.2%	20.6%	31.0%	24.9%
Q29f. Pastoral resources in my local language	17.4%	12.2%	21.5%	26.8%	22.2%
Q29e. Access to online journals	13.2%	14.3%	24.7%	27.3%	20.4%
Q29d. More access to denominational journals and other information	14.6%	15.3%	25.0%	24.7%	20.4%
Q29c. Better electronic resources (e.g. Logos or Accordance; congregational management software such as ACMS; eBooks)	10.1%	13.2%	21.3%	26.6%	28.8%
Q29b. A better theological library	10.4%	15.8%	22.3%	26.9%	24.7%
Q29a. Training or professional development	7.8%	12.5%	26.3%	29.1%	24.3%

There is a consistent pattern when the responses to this question are considered at a Division level: in most items, more than 40% of pastors in the ECD, SID, SSD and the WAD said that they really needed the resources, while less than 10% of the NAD pastors chose the “really need” option; and pastors in other Divisions fell somewhere between these two groups (see Tables A-5.1 to A-5.10 in Appendix A).

As illustration of the pattern that has emerged in the responses to Question 29, Figures 5.2, 5.3 and 5.4 provide a Division-level depiction of the desirability of three of the options offered:

- “Q29a. Training or professional development” (see Figure 5.2 below and also Table A-5.1 in Appendix A);
- “Q29c. Better electronic resources (e.g. Logos or Accordance; congregational management software such as ACMS; eBooks)” (see Figure 5.3 and Table A-5.3);
- “Q29f. Pastoral resources in my local language” (see figure 5.4 and Table A-5.6).

Figure 5.2 Training or professional development

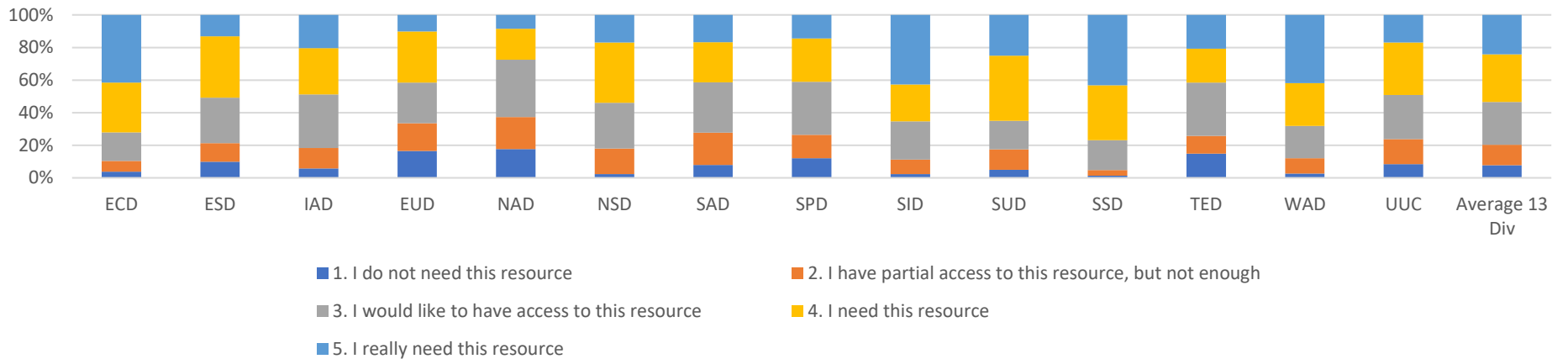


Figure 5.3 Better electronic resources

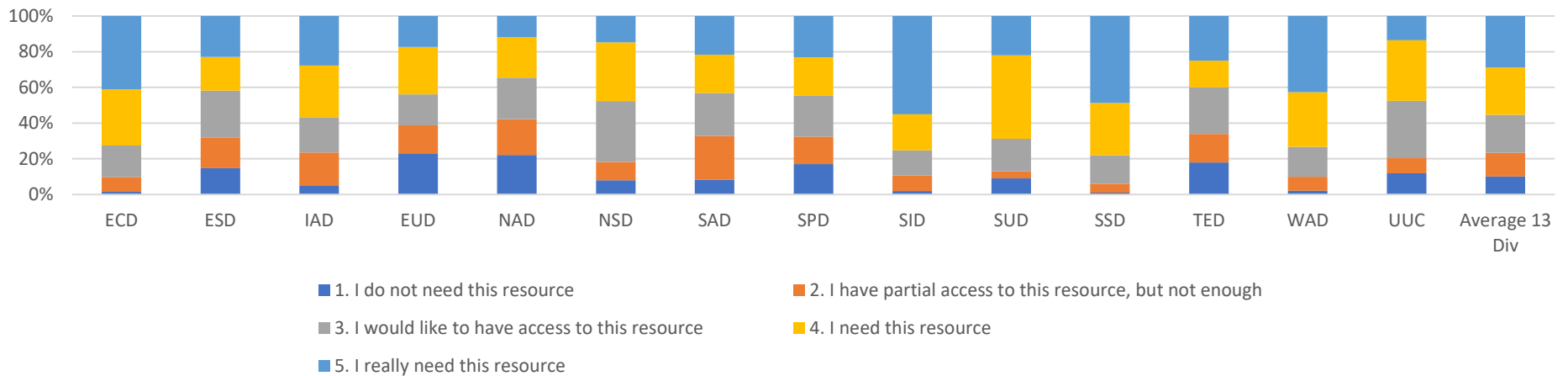
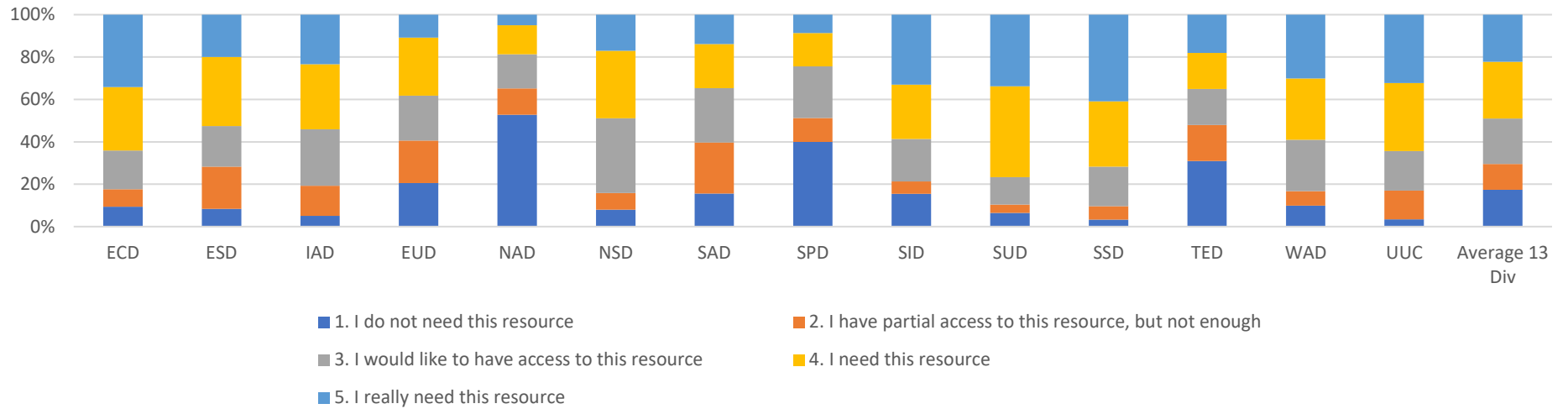


Figure 5.4 Pastoral resources in my local language



## 6. Pastoral Practice: Emphasis, Time, Tasks and Priorities<sup>16</sup>

It is one thing to be busy. It is another thing to be busy doing what matters. This section will reflect on responses to Q25, Q26, Q28, Q30 and Q64 of the Global Adventist Pastors' Survey conducted in 2022–23. In responding to these questions, pastors were asked to report on their ministry practice, including the time spent on various tasks expected of a pastor and indicating areas where they believe they should spend their time differently. Naturally the way in which a person spends time not only indicates their priorities, but also indicates the philosophy which, either implicitly or explicitly, informs their practice.

### 6.1 Internal or External Emphasis

The first question considered here (Q25) asked respondents to place on a continuum whether, on one extreme, their practice of ministry emphasised caring for the spiritual needs of people, or on the other extreme, training members for outreach. The global data indicated that in their practice of ministry, almost two in every five pastors (39%) emphasised caring for the spiritual needs, while only one in five pastors (21%) emphasised training for outreach. Slightly more than one in five pastors indicated that in their practice of ministry they had a balanced approach (22%). When consolidating the intermediate responses, almost half of the pastors (48%) were tending to care for the spiritual needs, while less than a third (30%) were tending to train for outreach.

However, responses from the thirteen Divisions and one attached Unions revealed a diverse perspective. The majority of pastors in seven Divisions (ECD, IAD, NSD, SAD, SUD, SSD, WAD) tended to emphasize care for spiritual needs. Only one Division (SID) tended to emphasise training for outreach. The majority of pastors in four Divisions (EUD, NAD, SPD, TED) and one attached Union (UUC) reported a balanced approach, although respondents from one of these Divisions (SPD) clustered quite evenly around the middle of the continuum. It is interesting to note in four of those Divisions (ECD, IAD, SUD, SSD) in which pastors reported a tendency to emphasise the care of spiritual needs, there was also a significant number of pastors who tended to emphasise training for outreach.

**Table 6.1**

*Crosstabulation of “Q25. In your own ministry, which do you emphasize?” and “Q22. ... which Division of the Seventh-day Adventist Church?”*

		ALL	ECD	ESD	IAD	EUD	NAD	NSD	SAD	SPD	SID	SUD	SSD	TED	WAD	UUC
<b>Care for spiritual needs</b>	<b>1</b>	39%	53%	14%	42%	23%	13%	43%	39%	11%	33%	62%	39%	24%	51%	36%
	<b>2</b>	8%	5%	17%	4%	21%	21%	24%	8%	25%	4%	8%	7%	18%	4%	18%
	<b>3</b>	22%	10%	46%	16%	39%	43%	20%	28%	37%	17%	4%	21%	41%	13%	38%
	<b>4</b>	10%	9%	11%	5%	11%	15%	6%	9%	22%	11%	3%	12%	13%	12%	5%
<b>Training for outreach</b>	<b>5</b>	21%	23%	12%	34%	6%	8%	6%	16%	5%	35%	23%	22%	5%	19%	3%
	n	5,349	864	126	865	179	293	95	1,267	119	378	92	511	106	401	61

<sup>16</sup> This section was written by Stephen J. Currow.

A second question (Q26) asked respondents to estimate whether in their practice of ministry they spent relatively more time ministering to the members, or in conducting outreach. The global data indicated that in their practice of ministry, about two in every five pastors (41%) spent more time ministering to the members, while about one in six pastors (15%) spent more time in conducting outreach. Almost one in four pastors (24%) considered that they balanced these two roles. When consolidating the intermediate responses, somewhat more than a half of the pastors (54%) tended to spend more of their time ministering to the members, while slightly fewer than one in four pastors (23%) tended to concentrate on outreach.

However, responses from the thirteen Divisions and one attached Union revealed a diverse perspective. A majority of pastors in four Divisions (ESD, NAD, SPD, TED) and one of the attached Unions (UUC) reported splitting their time between ministering to members and conducting outreach. Pastors in another eight Divisions (ECD, IAD, NSD, SAD, SID, SUD, SSD, WAD) reported spending more time ministering to the members. Only one Division (EUD) reported a similar number of pastors spending time ministering to members and also taking a balanced approach. However, in this Division, the consolidated figures reported a strong tendency to ministering to members. No Division, including the one which emphasised the training for mission, reported pastors spending more time conducting outreach.

**Table 6.2**

*Crosstabulation of “Q26. In your own ministry, what do you spend more time doing?” and “Q22. ... which Division of the Seventh-day Adventist Church?”*

		ALL	ECD	ESD	IAD	EUD	NAD	NSD	SAD	SPD	SID	SUD	SSD	TED	WAD	UUC
<b>Ministering to members</b>	<b>1</b>	41%	60%	14%	41%	29%	16%	32%	36%	8%	49%	67%	39%	17%	55%	21%
	<b>2</b>	13%	6%	25%	7%	33%	32%	20%	14%	33%	9%	3%	11%	25%	5%	16%
	<b>3</b>	24%	10%	44%	25%	28%	39%	25%	28%	43%	17%	4%	23%	39%	16%	43%
	<b>4</b>	8%	8%	10%	6%	7%	10%	12%	8%	12%	7%	2%	9%	13%	9%	12%
<b>Conducting Outreach</b>	<b>5</b>	15%	16%	6%	21%	4%	3%	12%	14%	6%	18%	23%	19%	6%	16%	8%
	<b>n</b>	5,393	871	125	866	178	291	94	1,266	120	378	92	504	105	401	61

## 6.2 Available Time for Ministry

A third question (Q28) asked respondents to report their perception of whether they have enough time for the tasks of ministry. The global data indicated that more than two in every five pastors (43%) believe they almost always had enough time for their ministry tasks, with almost no pastor (1%) reporting they never had enough time for their ministry tasks. When consolidating the responses, almost nine in every ten pastors (89%) reported that most of the time they have enough time for the necessary tasks of ministry. However, more than one in four pastors in one Division (TED) and one in five pastors in another three Divisions (ESD, EUD, NAD) reported that they rarely or never had enough time.

**Table 6.3**

*Crosstabulation of “Q28. Do you have sufficient time to perform the necessary tasks of your pastoral ministry?” and “Q22. ... which Division of the Seventh-day Adventist Church?”*

	ALL	ECD	ESD	IAD	EUD	NAD	NSD	SAD	SPD	SID	SUD	SSD	TED	WAD	UUC
<b>Yes (almost always)</b>	43%	57%	36%	41%	26%	23%	33%	42%	15%	44%	73%	52%	13%	50%	40%
<b>Most of the time</b>	46%	37%	43%	47%	55%	57%	55%	46%	68%	46%	23%	44%	60%	40%	52%
<b>Rarely</b>	10%	6%	21%	11%	16%	19%	10%	11%	13%	9%	4%	4%	24%	9%	9%
<b>Never</b>	1%	1%		1%	3%	2%	2%	1%	4%	1%	1%	1%	3%	1%	
<b>n</b>	5169	840	122	823	176	285	89	1231	117	358	84	482	101	383	58

### 6.3 Time Spent on Ministry Tasks

Respondents were asked to indicate what percentage of their time they spent undertaking eleven key ministry tasks (Q30). The pastors were also asked whether they would want to spend more or less time on these tasks than they currently spend. For six of the eleven ministry tasks, (members support and wellbeing; professional development; mentoring and coaching; Adventist education; Center of influence; community activities beyond the church) a majority of pastors reported spending only 5% of their time. In a further four ministry tasks (evangelistic activities; local church administration; member visitations; and personal devotion), a majority of pastors reported spending only 10% of their time. In only one ministry task (sermon and Bible study preparation), a majority of the pastors reported spending either 20% or 10% of their time. In all cases except local church administration, the pastors expressed their wish to have more time for these tasks. When responding to the time spent on local church administration, a majority of pastors reported the time they spent was about right.

It is important to note that in all eleven ministry tasks, from 22% to 37% of pastors reported spending more than 50% of their time on that task, and from 2% to 8% of pastors reported spending 100% of their time on these tasks. This appears to be somewhat incredible. Closer analysis indicates that figures from six Divisions (ECD, IAD, SID, SUD, SSD, WAD) skew these results.

The analysis of the data from the thirteen Divisions and the one attached Unions is be organized according to each of the ministry tasks.

#### A. Sermon and Bible Study Preparation

A majority of pastors in four Divisions (ESD, IAD, SPD, TED), and one attached Union (UUC) reported that they spent from 10% to 20% of their time preparing sermons and Bible studies. Pastors in three Divisions (EUD, NAD, SAD) reported that they spent from 10% to 30% of their time preparing sermons and Bible studies. A majority of pastors in another two Divisions (NSD, SSD) reported they spent from 20 to 50% of their time preparing sermons and Bible studies. Pastors in the other four Divisions (ECD, SID, SUD, WAD) spent a varied amount of time preparing sermons and Bible studies.

It is noted that in seven Divisions (ECD, SID, SUD, SSD, WAD), a majority of pastors reported spending more than 50% of their time preparing sermons and Bible studies, while one in five pastors in another two Divisions (IAD, NSD) reported spending more than 50% of their time preparing sermons and Bible studies.

Two in three pastors (64%) wanted more time for sermon and Bible study preparation, while one in three (34%) thought the time they had

available for sermon and Bible study preparation was acceptable.

#### B. Evangelistic activities

A majority of pastors in eight Divisions (ESD, IAD, EUD, NAD, SPD, SID, TED) reported spending up to 20% of their time in evangelism. A majority of pastors in three Divisions (NSD, SSD, SUD), pastors reported spending up to 30% of their time in evangelism.

It is noted that in five Divisions (ECD, SID, SUD, SSD, WAD), a significant number (35-54%) of pastors reported spending more than 50% of their time in evangelism.

Two in three pastors (66%) wanted more time for evangelistic activities, while one in three (31%) thought the time they had available for evangelistic activities was acceptable.

#### C. Local Church administration

A majority of pastors in five Divisions (ESD, EUD, NAD, NSD, SPD) and one attached Union (UUC) reported spending up to 20% of their time in local church administration. In three Divisions (IAD, SAD, TED), pastors reported spending up to 30% of their time in local church administration. In one Division (SUD) pastors reported spending up to 40% of their time in local church administration. In another three Divisions (SID, SSD, WAD) pastors reported spending up to 50% of their time in local church administration. The time spent by pastors in local church administration in the remaining Division (ECD) was spread across a range of times.

It is noted that in five Divisions (ECD, SID, SUD, SSD, WAD), a significant proportion (31–61%) of pastors reported spending above 50% of their time in evangelism.

One in three pastors (35%) wanted to spend more time for local church administration, while almost half (45%) thought the time they had available for local church administration was acceptable. Of interest, one in five (20%) wanted to spend less time on local church administration. This was the task where the largest number of pastors wanted to spend less time.

#### D. Member visitations

A majority of pastors in one Division (ESD) reported spending up to 10% of their time visiting members. In five Divisions (EUD, NAD, NSD, SPD, TED) and one attached Union (UUC), pastors reported spending up to 20% of their time visiting members. In another Division (SAD) pastors reported spending up to 30% of their time visiting members. In one Division (IAD), one in eight pastors reported spending from 50 to 60% of their time visiting members.

It is noted that in five Divisions (ECD, SID, SUD, SSD, WAD), a majority of pastors reported spending more than 50% of their time visiting members.

Two in three pastors (65%) wanted to spend more time visiting members, while one in three (33%) thought the time they had available for visiting members was acceptable.

#### E. Member support and well-being

A majority of pastors in seven Divisions (ESD, EUD, NAD, NSD, SAD, SPD, TED) and one attached Union (UUC) reported spending up to 15% of their time supporting their members. In one Division (IAD), one in three pastors spent up to 10% of their time supporting members, with the

rest of the pastors spread over the range of times. In the remaining Division (SID), one in eight pastors reported spending 5% of their time supporting members, with the rest of the pastors spread across the range of times.

It is noted that in four Divisions (ECD, SUD, SSD, WAD), a majority of pastors reported spending more than 50% of their time supporting members.

Almost six in ten pastors (57%) wanted to spend more time supporting members, while four in ten (39%) thought the time they had available for supporting members was acceptable.

#### F. Personal devotion

A majority of pastors in six Divisions (ESD, EUD, NAD, NSD, SPD, TED) and one attached Union (UUC) reported spending up to 10% of their time in personal devotions. In one Division (SAD), a majority of pastors reported spending up to 20% of their time in personal devotions. In one Division (IAD) a relatively large number of pastors (32%) reported spending more than 50% of their time in personal devotions.

It is noted that in five Divisions (ECD, SID, SUD, SSD, WAD), a majority of pastors reported spending more than 50% of their time in personal devotions.

Almost three in every four pastors (72%) wanted to spend more time in personal devotions, while one in four (26%) thought the time they had available for personal devotions was acceptable. This was the task in which the most pastors wanted to spend more time.

#### G. Professional development

A majority of pastors in five Divisions (EUD, NAD, NSD, SPD, TED) reported spending 50% of their time in professional development. In another three Divisions (ESD, IAD, SAD) and one attached Union (UUC) pastors reported spending up to 10% of their time in professional development.

It is noted that in two Divisions (ECD, SSD), a majority of pastors reported spending more than 50% of their time in professional development. In the remaining three Divisions (SID, SUD, WAD), a substantial proportion (43–47%) of pastors reported spending more than 50% of their time in professional development.

Seven in ten pastors (69%) wanted to spend more time in professional development, while one in four (27%) thought the time they had available for professional development was acceptable.

#### H. Mentoring and coaching

A majority of pastors in seven Divisions (ESD, EUD, NAD, NSD, SPD, TED) and one attached Union (UUC) reported spending up to 5% of their time mentoring and coaching. In one Division (IAD), one in three pastors (32%) reported spending up to 5% of their time mentoring and coaching.

It is noted that in three Divisions (ECD, SSD, WAD), a majority of pastors reported spending more than 50% of their time mentoring and coaching. In the remaining three Divisions (SID, SUD), a substantial number (40–46%) of pastors reported spending more than 50% of their time mentoring and coaching.

Two in three pastors (63%) wanted to spend more time mentoring and coaching, while one in three (33%) thought the time they had available for mentoring and coaching was acceptable.



## I. Adventist Education / Church School

A majority of pastors in seven Divisions (ESD, EUD, NAD, NSD, SAD, SPD, TED) and one attached Union (UUC) reported spending up to 5% of their time and a substantial number reported spending up to 10% of their time involved in Adventist education and/or the local church school. In one Division (IAD), about two in five pastors (45%) reported spending up to 10% of their time involved in Adventist education and/or the local church school and in another Division (SID) about one in four pastors (27%) reported spending 5% of their time involved in Adventist education and/or the local church school.

It is noted that in four Divisions (ECD, SUD, SSD, WAD), a substantial number (46–53%) of pastors reported spending more than 50% of their time in Adventist education and/or the local church school.

Half of the pastors (50%) wanted to spend more time involved in Adventist education and/or the local church school, while four in ten (40%) thought the time they had available for their involvement in Adventist education and/or the local church school was acceptable. Of interest, one in ten (10%) wanted to spend less time involved in Adventist education and /or the local church school.

## J. Involvement in Center of Influence

A majority of pastors in six Divisions (ESD, EUD, NAD, SAD, SPD, TED) reported spending up to 5% of their time involved in a center of influence. In two Divisions (IAD, NSD) and one attached Union (UUC), a substantial number of pastors (44–47%) reported spending up to 5% of their time involved in a Center of Influence. In another Division (SID) one in three pastors (33%) reported spending up to 5% of their time involved in a Center of Influence.

It is noted that in four Divisions (ECD, SUD, SSD, WAD), a substantial number (34–47%) of pastors reported spending more than 50% of their time involved in a center of evangelism.

Three in five pastors (58%) wanted to spend more time being involved in a center of influence, while one in three (33%) thought the time they had available to be involved in a center of influence was acceptable. Of interest, one in ten (10%) wanted to spend less time being involved in a center of influence.

## K. Involvement in Community activities outside of the Church

A majority of pastors in four Divisions (ESD, EUD, NAD, TED) and one attached Union (UUC) reported spending up to 5% of their time involved in community activities outside of the church. These activities included visiting people, providing medical assistance, and teaching English). In another four Divisions (IAD, NSD, SAD, SPD) a substantial number of pastors (37–49%) reported spending 5% of their time involved such activities. In another Division (SID) one in four pastors (26%) reported spending up to 5% of their time involved in such activities.

It is noted that in four Divisions (ECD, SUD, SSD, WAD), a substantial number (42–55%) of pastors reported spending above 50% of their time involved in community activities outside of the church.

Three in five pastors (62%) wanted to spend more time being involved in community activities outside the church, while three in ten (30%) thought the time they had available to be involved in community activities was acceptable. Of interest, about one in ten (8%) wanted to spend less time being involved in community activities outside the church.

**Table 6.4**

Crosstabulation of “Q30. What percentage of your time do you devote to the following activities in a typical week?” and “Q22. ... which Division of the Seventh-day Adventist Church?”

	n	GLOBAL																			
		5%	10%	15%	20%	25%	30%	35%	40%	45%	50%	55%	60%	65%	70%	75%	80%	85%	90%	95%	100
Sermon & Bible Study preparation	4877 3,563	5%	12%	9%	12%	7%	9%	3%	5%	2%	7%	1%	4%	2%	4%	3%	5%	3%	3%	2%	3%
		Less time 2%					It's about right 24%									More time 64%					
Evangelistic activities	4829 3,472	8%	13%	9%	12%	6%	8%	3%	5%	2%	7%	2%	4%	2%	4%	3%	4%	2%	3%	2%	3%
		Less time 3%					It's about right 31%									More time 66%					
Local Church administration	4796 3,392	7%	11%	8%	10%	6%	7%	3%	6%	2%	8%	2%	4%	2%	4%	3%	5%	3%	4%	3%	4%
		Less time 20%					It's about right 45%									More time 35%					
Member visitations	4789 3,367	7%	11%	8%	10%	5%	7%	3%	5%	2%	8%	1%	4%	2%	4%	3%	5%	3%	5%	4%	4%
		Less time 2%					It's about right 33%									More time 65%					
Member support & well-being	4662 3,267	16%	15%	6%	7%	4%	6%	3%	5%	2%	7%	2%	4%	2%	4%	3%	4%	3%	4%	2%	3%
		Less time 4%					It's about right 39%									More time 57%					
Personal devotion	4734 3,299	14%	17%	7%	7%	3%	4%	2%	3%	1%	5%	1%	2%	2%	3%	30%	5%	3%	5%	5%	8%
		Less time 2%					It's about right 26%									More time 72%					
Professional development	4542 3,236	28%	12%	5%	5%	3%	4%	2%	4%	2%	6%	2%	3%	2%	4%	3%	4%	3%	4%	2%	3%
		Less time 4%					It's about right 27%									More time 69%					
Mentoring & coaching	4530 3,127	28%	12%	5%	5%	3%	4%	2%	3%	2%	5%	2%	3%	2%	4%	2%	4%	2%	3%	2%	2%
		Less time 5%					It's about right 33%									More time 63%					
Adventist education / church school	4210 2,971	34%	8%	4%	4%	3%	4%	2%	3%	2%	6%	2%	2%	3%	2%	4%	3%	3%	3%	3%	5%
		Less time 10%					It's about right 40%									More time 50%					
Center of Influence	3973 2,854	37%	8%	3%	4%	3%	3%	2%	3%	2%	6%	2%	2%	2%	3%	2%	3%	2%	2%	2%	2%
		Less time 10%					It's about right 32%									More time 58%					
Community activities outside church	4188 3,009	31%	11%	6%	5%	3%	4%	3%	4%	2%	5%	2%	3%	2%	3%	2%	3%	2%	3%	2%	3%
		Less time 8%					It's about right 30%									More time 62%					

It is worth noting that although globally almost 90% of pastors reported that most of the time they had enough time for their ministry, these same pastors, when reporting on these eleven ministry tasks, wanted more time available for ten of them. Yet, in only four tasks did a significant number of pastors (8–20%) want to spend less time in those ministry roles. This would suggest that pastors need to rethink their allocation of time for ministry tasks. It seems that everyone has opinions on what should be added, but no-one can agree on what should be removed.

It would appear to be difficult for pastors to work harder. Consequently, pastors will need to work smarter. This could include building the capacity of members in ministry and mission and empowering them to be involved in the above ministry tasks. This would help to build an ever-expanding network of ministry.

## 6.4 Priorities

The final question (Q64) requested respondents to rank ten main roles of pastoral ministry in their actual practice and also asked what they think should be the ideal practice.<sup>17</sup> This question was designed to corroborate the focus of pastoral practice. In the global data set, more than one in six pastors identified conducting worship to be their main role (17%), followed by teaching faith, administering the local church and being involved in social issues (11%). These responses indicate that almost 30% of current pastoral practice across the globe is focused on the institutional functions within the church organisation, while the caring functions of visiting, counselling and helping people, come last jointly with developing vision and strategy (both 8%).

In contrast, pastors suggested that in an ideal world they should spend their time differently. Although conducting worship (14%) was still the most common response, the percentage had dropped. The next most common response was the priority of training people for mission (12%), followed by the teaching of faith (11%). Although this still highlights that the focus of pastoral practice is within the church conducting worship, the desire for training for outreach and teaching faith does indicate a growing interest in focusing outside the walls of the church. These same pastors reported that involvement in the wider community should be the lowest of these ten ministry tasks. It would be interesting to explore this response further. Is this the lowest priority because pastors do not always live in their communities, or is it because they expect the church members to be primarily engaged in the communities, or is it because we as Seventh-day Adventists only engage in the community on the church's terms when we want to evangelise?

---

<sup>17</sup> We thank the Australian National Church Life Survey Board for permission to use this question, which is taken from their survey of Church pastors/priests associated with the congregations that participate in the National Church Life Survey.

**Table 6.5**

Q64 *The Main Roles of Pastors (Rank)*” and “Q22. ... which Division of the Seventh-day Adventist Church?”

GLOBAL			
	SHOULD BE		ACTUAL
<b>Conduct worship</b>	<b>14.0%</b>	<b>Conduct worship</b>	<b>17.0%</b>
n	5,580	n	6,266
<b>Training people for mission</b>	<b>12.0%</b>	<b>Teach faith</b>	<b>11.0%</b>
n	5,721	n	6,156
<b>Teach faith</b>	<b>11.0%</b>	<b>Administer local church</b>	<b>11.0%</b>
n	5,676	n	6,020
<b>Offer prayer</b>	<b>11.0%</b>	<b>Involvement in social issues</b>	<b>11.0%</b>
n	5,556	n	5,681
<b>Convert others to faith</b>	<b>10.0%</b>	<b>Training people for mission</b>	<b>10.0%</b>
n	5,535	n	6,151
<b>Administer local church</b>	<b>8.0%</b>	<b>Convert others to faith</b>	<b>10.0%</b>
n	5,484	n	5,995
<b>Visit, counsel, help people</b>	<b>8.0%</b>	<b>Offer prayer</b>	<b>10.0%</b>
n	5,565	n	5,983
<b>Develop vision and goals</b>	<b>8.0%</b>	<b>Visit, counsel, help people</b>	<b>8.0%</b>
n	5,532	n	6,041
<b>Involvement in social issues</b>	<b>8.0%</b>	<b>Develop vision and goals</b>	<b>8.0%</b>
n	5,152	n	5,994
<b>Involvement in wider community</b>	<b>6.0%</b>	<b>Involvement in wider community</b>	<b>9.0%</b>
n	5,389	n	5,898

The analysis of the data from the thirteen Divisions and one attached Union will be organized according to the ten pastoral roles.

**A. Conducting Worship**

Pastors in ten Divisions (ECD, IAD, EUD, NAD, NSD, SPD, SID, SUD, SSD, WAD) and one attached Union (UUC) reported that conducting worship was the most important priority in current ministry practice. In two other Divisions (ESD, SAD) conducting worship was ranked as the second most important priority.

However, pastors from six Divisions (ECD, NSD, SAD, SID, SUD, SSD) reported that, in an ideal world, conducting worship should be the most important priority. This is a significant drop from the reports of the priorities in current ministry practice. It is interesting that in five of these six Divisions conducting worship was ranked as the most important priority in their current ministry practice. One Division (IAD) reported that conducting worship should be the second ranked priority. Two Divisions (NAD, SPD) reported that conducting worship should be the third ranked priority.

#### B. Teaching Faith

Pastors in five Divisions (EUD, NAD, NSD, SPD, SSD), reported that teaching faith was their second most important priority in their current ministry practice. Pastors from another four Divisions (ECD, NAD, TED, WAD) reported that teaching faith was their ranked in their priorities.

In an ideal world, pastors in two Divisions (TED, WAD) report that teaching faith should be the most important priority. Pastors in another six Divisions (ECD, ESD, NAD, NSD, SID, SUD) reported that teaching faith should be the second most important priority. Pastors from one Division (IAD) reported that teaching faith should be third in importance.

#### C. Training people for mission

In current practice, pastors from two Divisions (IAD, SSD) reported that training people for mission was their second most important priority.

In an ideal world, four Divisions (IAD, EUD, NAD, SPD) pastors reported that training people for ministry should be most important priority. Pastors in another three Divisions (SSD, TED, WAD) reported that teaching faith should be the second most important priority. Another four Divisions (ESD, NSD, SID, SUD) and one attached Union (UUC) ranked teaching faith as the third most important priority.

#### D. Converting others to faith

Pastors in two other Divisions (IAD, WAD) reported converting others to faith as their second most important priority. Another two Divisions (SAD, TED) and one attached Union (UUC) reported converting others to faith was their third most important priority. Pastors from one Division (SID) reported converting others to faith as the least of the ministry priorities.

In an ideal world, pastors from one attached Union (UUC) reported that converting others to faith should be the most important priority. Pastors from four Divisions (IAD, EUD, NAD, SAD) reported that converting faith should be their third most important priority.

#### E. Administer the local church

In current ministry practice, pastors from two Divisions (SPD, TED) reported that administering the local church was the most important priority. For pastors in the SPD, both administering the local church and conducting worship were the top priorities. Pastors in four Divisions (IAD, EUD, NAD, SUD) and one attached Union (UUC) reported administering the local church was their second priority. For pastors from one Division (SUD), administering the local church was at the bottom of their list of ministry priorities.

In an ideal world, administering the local church did not feature as a top priority for pastors. Instead, pastors in one Division (SUD) considered administering the local church as the least of their list of ministry priorities.

**Table 6.6**

*Crosstabulation of “Q64 Actual (Rank)” and “Q22. ... which Division of the Seventh-day Adventist Church?”*

	ALL	ECD	ESD	IAD	EUD	NAD	NSD	SAD	SPD	SID	SUD	SSD	TED	WAD	UUC
<b>Conduct worship</b>	<b>17.0%</b>	<b>29.3%</b>	<b>11.5%</b>	<b>10.9%</b>	<b>19.6%</b>	<b>24.2%</b>	<b>29.8%</b>	<b>9.6%</b>	<b>21.0%</b>	<b>16.8%</b>	<b>40.4%</b>	<b>13.1%</b>	<b>8.9%</b>	<b>16.7%</b>	<b>13.9%</b>
n	6266	904	183	842	194	339	124	1608	143	382	104	662	112	544	108
<b>Teach faith</b>	<b>11.0%</b>	<b>18.5%</b>	<b>3.4%</b>	<b>8.1%</b>	<b>13.0%</b>	<b>14.5%</b>	<b>13.3%</b>	<b>5.0%</b>	<b>18.6%</b>	<b>12.7%</b>	<b>26.5%</b>	<b>11.7%</b>	<b>12.2%</b>	<b>13.7%</b>	<b>3.7%</b>
n	6156	882	179	806	192	337	120	1580	145	378	102	649	115	547	107
<b>Training people for mission</b>	<b>10.0%</b>	<b>17.4%</b>	<b>2.8%</b>	<b>9.2%</b>	<b>8.1%</b>	<b>7.9%</b>	<b>10.2%</b>	<b>4.8%</b>	<b>12.7%</b>	<b>10.3%</b>	<b>29.2%</b>	<b>11.7%</b>	<b>8.8%</b>	<b>13.0%</b>	<b>3.8%</b>
n	6151	899	176	803	186	340	118	1592	142	377	96	642	114	545	104
<b>Convert others to faith</b>	<b>10.0%</b>	<b>16.7%</b>	<b>6.3%</b>	<b>9.2%</b>	<b>9.4%</b>	<b>9.1%</b>	<b>5.1%</b>	<b>6.1%</b>	<b>10.9%</b>	<b>8.6%</b>	<b>29.3%</b>	<b>8.9%</b>	<b>13.1%</b>	<b>13.7%</b>	<b>4.7%</b>
n	5995	855	176	791	180	328	117	1550	138	362	99	643	107	529	104
<b>Administer local church</b>	<b>11.0%</b>	<b>17.2%</b>	<b>2.0%</b>	<b>9.2%</b>	<b>13.0%</b>	<b>18.0%</b>	<b>11.8%</b>	<b>5.1%</b>	<b>21.0%</b>	<b>8.9%</b>	<b>20.9%</b>	<b>9.2%</b>	<b>14.2%</b>	<b>13.3%</b>	<b>6.7%</b>
n	6020	842	173	805	188	338	119	1576	143	360	86	640	113	518	104
<b>Visit, counsel, help people</b>	<b>8.0%</b>	<b>16.9%</b>	<b>0.6%</b>	<b>7.3%</b>	<b>5.2%</b>	<b>6.8%</b>	<b>10.1%</b>	<b>3.1%</b>	<b>10.4%</b>	<b>9.2%</b>	<b>25.3%</b>	<b>7.5%</b>	<b>6.0%</b>	<b>12.4%</b>	
n	6041	851	171	793	192	337	119	1571	144	369	87	639	116	531	105
<b>Develop vision and goals</b>	<b>8.0%</b>	<b>15.3%</b>	<b>2.3%</b>	<b>4.5%</b>	<b>5.3%</b>	<b>9.6%</b>	<b>5.9%</b>	<b>2.8%</b>	<b>10.6%</b>	<b>9.1%</b>	<b>27.2%</b>	<b>7.9%</b>	<b>7.1%</b>	<b>12.3%</b>	<b>2.9%</b>
n	5994	839	171	796	188	335	118	1553	142	363	81	647	113	528	104
<b>Offer prayer</b>	<b>10.0%</b>	<b>19.5%</b>	<b>4.6%</b>	<b>6.3%</b>	<b>10.8%</b>	<b>8.6%</b>	<b>11.8%</b>	<b>2.6%</b>	<b>8.4%</b>	<b>11.2%</b>	<b>34.6%</b>	<b>11.7%</b>	<b>9.8%</b>	<b>13.7%</b>	<b>4.7%</b>
n	5983	841	173	795	185	336	119	1546	143	367	81	641	112	522	106
<b>Involvement wider community</b>	<b>9.0%</b>	<b>12.9%</b>	<b>11.6%</b>	<b>6.2%</b>	<b>13.0%</b>	<b>7.5%</b>	<b>3.5%</b>	<b>6.1%</b>	<b>5.8%</b>	<b>9.9%</b>	<b>23.4%</b>	<b>7.5%</b>	<b>9.0%</b>	<b>11.2%</b>	<b>2.9%</b>
n	5898	821	164	808	173	332	115	1518	139	354	77	651	111	517	102
<b>Involvement social issues</b>	<b>11.0%</b>	<b>12.8%</b>	<b>7.0%</b>	<b>8.0%</b>	<b>10.5%</b>	<b>14.1%</b>	<b>8.2%</b>	<b>11.9%</b>	<b>10.5%</b>	<b>8.9%</b>	<b>29.6%</b>	<b>7.9%</b>	<b>10.3%</b>	<b>11.1%</b>	<b>1.0%</b>
n	5681	800	171	774	171	290	97	1494	124	339	81	609	107	505	103

**F. Visit, counsel and help people**

In current ministry practice, visiting, counselling and helping people didn't rate in the top three ministry roles of any Division. Rather, pastors in four Divisions (ESD, NAD, SSD, TED) reported visiting, counselling and helping people was of lowest importance among these ten ministry roles.

In an ideal world, a similar pattern emerges. The highest ranking for visiting, counselling and helping people was third priority, and that in only one Division (IAD). Pastors in two Divisions (EUD, SPD) and one attached Union (UUC) reported that visiting, counselling and helping people ranked least among these ten ministry roles.

#### G. Develop vision and goals

In current ministry practice, developing vision and goals didn't rate in the top three ministry roles of any Division. In two Divisions (IAD, EUD) pastors reported that developing vision and goals ranked lowest among these ten ministry roles.

In an ideal world, pastors in two Divisions reported that developing vision and goals should be their third most important priority. Pastors in two Divisions (IAD, SAD) and one attached Union (UUC) reported that developing vision and goals ranked last among these ministry roles.

#### H. Offer prayer

In current ministry practice, pastors in four Divisions (ECD, SUD, SSD, WAD) and one attached Union (UUC) reported that offering prayer was their second most important ministry role. Pastors in another two Divisions (NSD, SID) reported that offering prayer was their third most important role. However, pastors in one Division (SAD) reported that offering prayer ranked lowest among these ten ministry roles.

In an ideal world, pastors in three Divisions (ECD, EUD, SSD) and one attached Union (UUC) reported that offering prayer should be the second most important role. Pastors in another two Divisions (NAD, SID) reported offering prayer should be the third most important ministry role.

#### I. Involvement in the wider community

In current ministry practice, pastors in one Division (ESD) reported that involvement in the wider community was the most important ministry role. Pastors in another Division (EUD) reported that involvement in the wider community was their second most important ministry role. Pastors in a third Division (SAD) reported that involvement in the wider community was their third most important ministry role. In strong contrast, pastors in four Divisions (NSD, SPD, SSD, TED) reported that involvement in the wider community was at the bottom of the list of ten ministry roles.

In an ideal world, pastors didn't rate involvement in the wider community in their top three ministry roles. Instead, pastors in eight Divisions (ECD, IAD, EUD, NAD, NSD, SPD, SID, SSD) reported that involvement in the wider community should be at the bottom of these ten ministry roles.

#### J. Involvement in social issues

In current ministry practice, pastors in one Division (SAD) reported that involvement in social issues should be the most important ministry role. Pastors in another Division (SUD) ranked involvement in social issues should be their second most important ministry role. In a third Division (ESD) pastors reported that involvement in social issues was their third most important ministry role. In contrast, in current practice, pastors in two Divisions (ECD, WAD) and one attached Union (UUC) reported that involvement in social issues was at the bottom of the list of ten ministry roles.

Pastors in another Division (SAD) reported that involvement in social issues should be the second most important ministry role. In contrast, pastors in three Divisions (ESD, IAD, WAD) and one attached Union (UUC) reported that involvement in social issues should be at the bottom of these ten ministry roles.

**Table 6.7**

*Crosstabulation of “Q64 Should (Rank)” and “Q22. ... which Division of the Seventh-day Adventist Church?”*

	ALL	ECD	ESD	IAD	EUD	NAD	NSD	SAD	SPD	SID	SUD	SSD	TED	WAD	UUC
<b>Conduct worship</b>	<b>14.0%</b>	<b>25.1%</b>	<b>3.7%</b>	<b>10.1%</b>	<b>7.3%</b>	<b>12.5%</b>	<b>18.2%</b>	<b>12.9%</b>	<b>13.7%</b>	<b>17.6%</b>	<b>34.8%</b>	<b>13.9%</b>	<b>6.0%</b>	<b>6.0%</b>	<b>6.9%</b>
n	5,580	794	161	784	165	306	110	1,397	124	323	92	631	100	479	102
<b>Teach faith</b>	<b>11.0%</b>	<b>17.0%</b>	<b>6.7%</b>	<b>8.1%</b>	<b>9.4%</b>	<b>19.8%</b>	<b>16.4%</b>	<b>6.0%</b>	<b>17.1%</b>	<b>17.1%</b>	<b>32.6%</b>	<b>12.2%</b>	<b>14.0%</b>	<b>14.0%</b>	<b>3.0%</b>
n	5,676	778	163	805	171	318	110	1,436	129	325	92	645	107	483	99
<b>Training people for mission</b>	<b>12.0%</b>	<b>14.6%</b>	<b>6.1%</b>	<b>11.5%</b>	<b>17.5%</b>	<b>21.5%</b>	<b>16.2%</b>	<b>6.9%</b>	<b>25.6%</b>	<b>14.5%</b>	<b>32.5%</b>	<b>12.7%</b>	<b>11.3%</b>	<b>11.3%</b>	<b>8.8%</b>
n	5,721	776	163	817	171	321	111	1,464	129	337	83	645	106	481	102
<b>Convert others to faith</b>	<b>10.0%</b>	<b>14.3%</b>	<b>5.8%</b>	<b>8.1%</b>	<b>13.0%</b>	<b>12.5%</b>	<b>5.5%</b>	<b>7.4%</b>	<b>12.5%</b>	<b>14.1%</b>	<b>28.4%</b>	<b>9.2%</b>	<b>6.9%</b>	<b>6.9%</b>	<b>11.7%</b>
n	5,535	756	155	773	162	308	110	1,427	128	311	81	631	101	475	103
<b>Administer local church</b>	<b>8.0%</b>	<b>15.2%</b>	<b>2.5%</b>	<b>5.3%</b>	<b>8.6%</b>	<b>7.3%</b>	<b>6.4%</b>	<b>4.3%</b>	<b>7.1%</b>	<b>12.5%</b>	<b>25.3%</b>	<b>9.5%</b>	<b>7.6%</b>	<b>8.4%</b>	<b>4.1%</b>
n	5,484	751	159	769	163	314	109	1,409	127	313	75	611	105	467	98
<b>Visit, counsel, help people</b>	<b>8.0%</b>	<b>15.2%</b>	<b>3.2%</b>	<b>8.1%</b>	<b>4.3%</b>	<b>6.5%</b>	<b>2.8%</b>	<b>3.3%</b>	<b>4.6%</b>	<b>13.4%</b>	<b>26.9%</b>	<b>9.2%</b>	<b>6.5%</b>	<b>6.5%</b>	<b>2.0%</b>
n	5,565	752	157	789	168	310	108	1,436	131	322	78	612	108	478	102
<b>Develop vision and goals</b>	<b>8.0%</b>	<b>12.4%</b>	<b>3.8%</b>	<b>4.3%</b>	<b>10.5%</b>	<b>11.1%</b>	<b>9.1%</b>	<b>2.8%</b>	<b>9.5%</b>	<b>13.4%</b>	<b>28.9%</b>	<b>10.2%</b>	<b>8.4%</b>	<b>8.4%</b>	<b>2.0%</b>
n	5,532	753	158	770	171	315	110	1,407	126	320	83	619	107	477	102
<b>Offer prayer</b>	<b>11.0%</b>	<b>17.0%</b>	<b>8.8%</b>	<b>7.1%</b>	<b>16.7%</b>	<b>12.5%</b>	<b>15.3%</b>	<b>4.4%</b>	<b>13.3%</b>	<b>14.5%</b>	<b>31.6%</b>	<b>12.7%</b>	<b>6.9%</b>	<b>6.9%</b>	<b>9.7%</b>
n	5,556	751	159	788	168	313	111	1,419	128	319	79	629	102	473	103
<b>Involvement wider community</b>	<b>6.0%</b>	<b>10.8%</b>	<b>4.6%</b>	<b>4.3%</b>	<b>4.3%</b>	<b>4.8%</b>	<b>0.9%</b>	<b>4.4%</b>	<b>4.6%</b>	<b>9.2%</b>	<b>26.0%</b>	<b>8.3%</b>	<b>0.0%</b>		<b>3.0%</b>
n	5,389	733	151	745	162	312	107	1,374	127	306	73	611	105	469	100
<b>Involvement social issues</b>	<b>8.0%</b>	<b>12.4%</b>	<b>1.9%</b>	<b>4.3%</b>	<b>7.5%</b>	<b>8.2%</b>	<b>5.6%</b>	<b>9.2%</b>	<b>7.1%</b>	<b>9.5%</b>	<b>28.8%</b>	<b>8.4%</b>	<b>3.9%</b>	<b>3.9%</b>	
n	5,152	700	154	703	159	281	89	1,337	113	294	73	572	102	462	99

The gap between actual practice and what pastors believe should be done suggests that more work needs to be invested in equipping pastors to implement change, so that what should be done is done.

In the National Church Life Survey 2001 and the International Church Life Survey 2000<sup>18</sup>, a question about several of these roles (Q64) was asked of church members. These two surveys included Seventh-day Adventists from the South Pacific Division (Australia, New Zealand) and the North American Division (United States) respectively. In these surveys, Adventists in the United States reported they expected their pastor to focus primarily on conducting worship, teaching faith and then helping people. In contrast, Adventists in Australia expected their pastor to focus primarily on teaching faith, helping people and then conducting worship. The difference between these two groups is that Adventists in the United

<sup>18</sup>See <<https://www.ncls.org.au/surveys/national-church-life-surveys/>> and <<https://www.ncls.org.au/surveys/international-church-life-surveys/>> [accessed 26 May 2023].



States were focussed much more on the tasks occurring within the church building, while Adventists in Australia were more focussed on people.<sup>19</sup> People are always more important than tasks or other resources.

Although the Global Adventist Pastors' Survey reflects the views of pastors and not members of the congregation, it does seem to suggest there has been a healthy shift during the last twenty or so years in the pastoral priorities throughout these two Divisions. Respondents in the Global Adventist Pastors' Survey still report that in actual practice they spend the most time in conducting worship, yet they believe they should spend the most time on training people for mission, teaching faith and then conducting worship. During these twenty or more years there has been a significant emphasis on discipling church members. This model emphasises the importance of the pastor being a player-coach,<sup>20</sup> with skills to do ministry and education to coach members in ministry and mission.

A majority of Divisions report a strong emphasis on conducting worship and a significant emphasis on administering the local church. Both tasks fall within the church institution and it would appear that these Divisions are still using the earlier model of ministry borrowed from the dominant Protestant denominations in the United States. Consideration needs to be given to reviewing the institutionally focussed model of ministry, and focussing the ministry within the church on the mission beyond the church.

The model described above has been challenged since before the turn of the millennium by people such as Russell Burrill.<sup>21</sup> The solution Burrill offered was to revert to the model of a small emerging church in the first century, or on the frontier of the United States, both of which relied heavily on lay-leadership. However, as churches grow, church members become the church's greatest resource. Models also need to grow and adapt.

Ministry priorities need to be based on biblical principles applied in a cultural context. A theology of discipleship, where the pastor resources the church members by being a player-coach, needs to be considered and applied in different cultural contexts throughout the world. In consequence, we can expect to find different priorities in different cultural contexts.

## Conclusion

This section of data illustrated the diversity of models for, philosophies of and perspectives on pastoral practice. The ongoing tension between pastoral care and mission has been highlighted clearly. The gap between a pastor's perception of the ideal and the reality is also important. The regional variation raises significant curiosity and the search for more correlations is heightened.

Digging deeper into this databank will provide much more nuanced insights. These could include such things as whether the priorities of a pastor have been impacted by age, experience, ethnicity and its associated cultures, level of education, access to resources, and the number of churches in a pastoral district. It will also be interesting to see whether the models of ministry implied by this section of data have impacted other elements of ministry, mission, and pastoral performance and satisfaction.

---

<sup>19</sup>Stephen J. Currow, *Challenges and Choices Confronting Congregations: Reflections on the Australian Adventist Responses in the National Church Life Survey 2001*. (Cooranbong, NSW: Institute of Church Ministry, 2006), pp.67-70.

<sup>20</sup>Elton Trueblood, *The Incendiary Fellowship*, (New York: Harper and Row, 1967).

<sup>21</sup>Russell Burrill, *Revolution in the Church: Unleashing the Awesome Power of Lay Ministry*, (Fallbrook, CA: Hart Research Center, 1993).

## 7. Community Involvement

Intuitively, it makes sense that community involvement is a characteristic of a vibrant and growing local church, and there is some research evidence to support this conclusion.<sup>22</sup> Both these considerations led the research team to include Question 44 in the survey, which asks, “What community activities are promoted by your congregation(s)? X all that apply.” Participants were offered the following options from which to choose:

Q44a. Distributing food and clothing

Q44b. Providing health education

Q44c. Community development

Q44d. Prison ministry

Q44e. Childcare for single parents

Q44f. Family and marriage seminars

Q44g. Other community activities

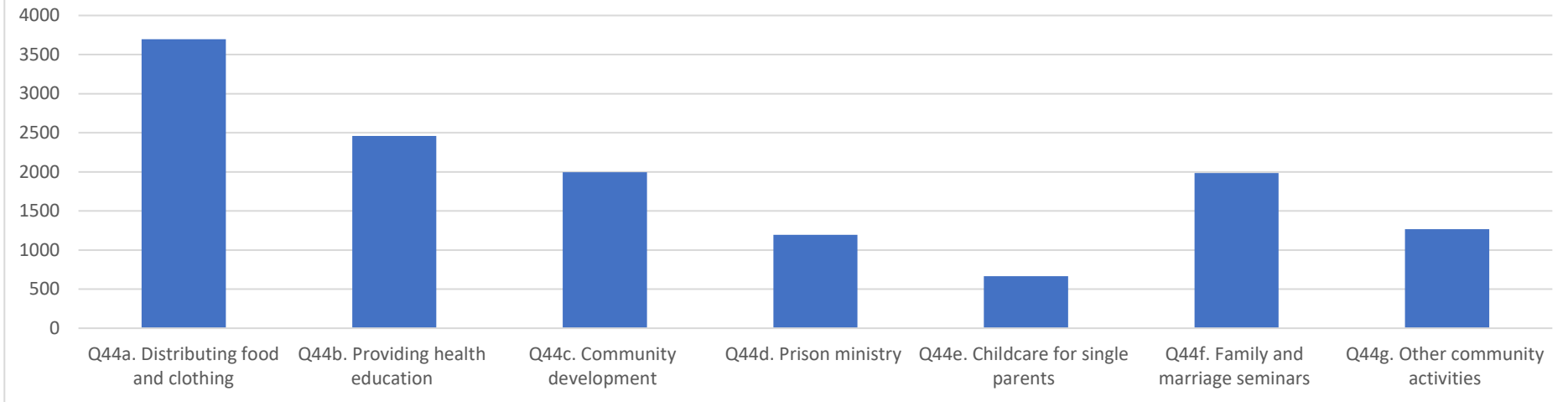
Figure 7.1 shows the number of times which each of these options were chosen by respondents who were directed to Branch 1 of the survey.<sup>23</sup>

---

<sup>22</sup> For example, a time-and-motion study of Church of Nazarene pastors discovered that pastors in growing communities spent 20% of their time involved in the community outside of the congregation, something that distinguished them from pastors in declining congregations. *Goal-Maker: A Pocket Calendar for Pastors of Small Church Institute Churches* (Kansas City MO: Nazarene Church, Church Growth Division, 1993).

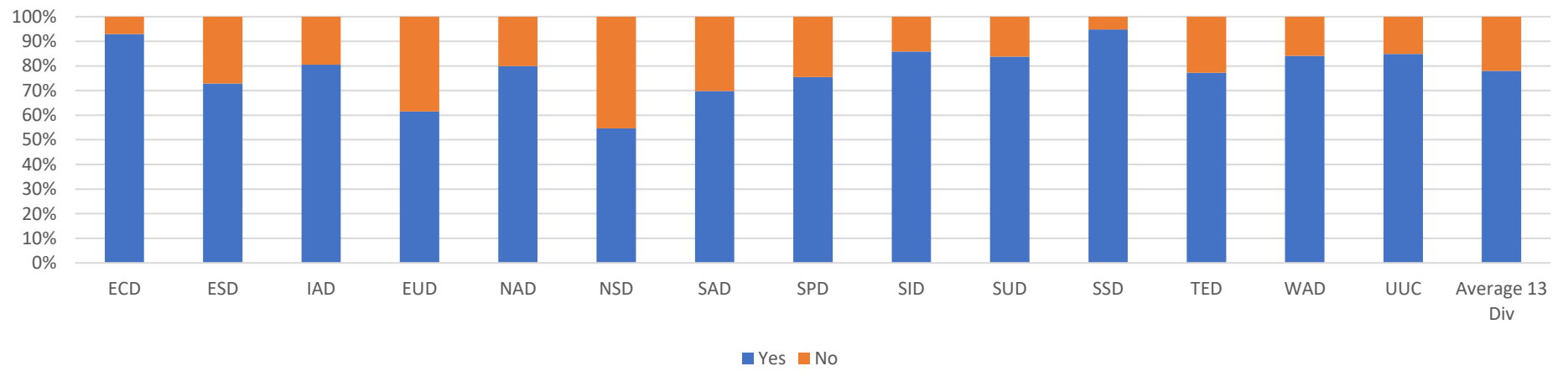
<sup>23</sup> Given that Q44 was in Branch 1 of the survey, and that 2/3 of respondents had been directed to either Branch 2 or 3, not everyone who participated in the survey saw this item. Some indication of the proportion of respondents that chose each option might be gathered from the observation that the item immediately before Q44 (i.e. Q43) was answered by 4,939 respondents.

Figure 7.1 What community activities are promoted by your congregation(s)?



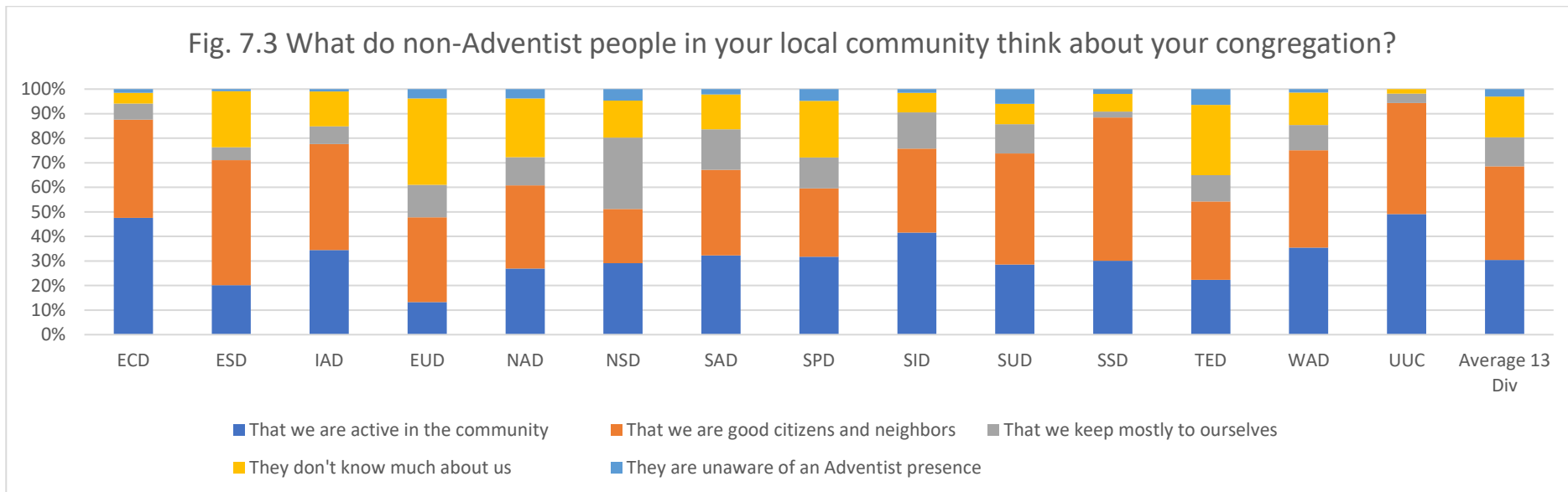
In response to another item, 78% of pastors reported that they were personally involved in some form of community service, although this figure varied between Divisions (from a low of 55% for the NSD to a high of 95% for the SSD; see Figure 7.2 and Table A-7.1).

Figure 7.2 Are you personally involved in some form of community service?



Pastors were asked to evaluate the effectiveness of community engagement and other activities of the church in making the church known to its wider community. Pastors from each Division reported that a significant number in the community know the church as active in the community or

that the church consists of good citizens and neighbors (from lows of 46% in the EUD and 51% in the NSD, to highs of 93% in the UUC, and 87% in both the ECD and SSD; an average of 69%; see Figure 7.3 and Table A-7.2)



## 8. Practices of Personal Spirituality

Bruce Manners summed his study of Seventh-day Adventist spirituality as follows:

So, what could an Adventist model of spirituality look like? From the research there is a strong emphasis on what could be called “practical spirituality,” or defined as spirituality demonstrated in action, in doing—a part of our heritage. We have tended to promote and applaud action.<sup>24</sup>

Question 49 invited participants to reflect on personal activities which are associated with spirituality in Adventist writings and practices: prayer, prayer groups, reading Scripture, reading theological books and journals, reading the writings of Ellen G. White, family worship, sharing faith, feelings of wonder and spiritual peace. The responses provided indicate that:

- 89% of pastors have “made a **personal commitment** to Jesus Christ that is still important in my life today” (see Figure 8.1 and Table A-8.1)
- 59% of pastors have **prayed** outside of religious services once or more times per day (see Figures 8.2, 8.3 and Table A-8.2) [see comments below]

<sup>24</sup> Bruce Manners, “Developing an Adventist concept of spirituality,” *Ministry* April 2008 (80[4]), 19

- 66% of pastors have participated in **prayer groups**, Scripture study groups, or religious education programs a few times a week or more (see Figures 8.2, 8.4 and Table A-8.3)
- 60% of pastors read **Scripture** once or more a day (see Figures 8.2, 8.5 and Table A-8.4)
- 62% of pastors read **theological books or journals** a few times a week or more (see Figures 8.2, 8.6 and Table A-8.5)
- 66% of pastors read the writings of **Ellen G. White** a few times a week or more, while 3.7% reported that her writings were “not available to me in my language” (see Figures 8.2, 8.7 and Table A-8.6)
- 75% of pastors conducted **family worship** a few times a week or more (see Figures 8.2, 8.8 and Table A-8.7)
- 58% of pastors had **shared their faith** with non-believers or people from other religious backgrounds (see Table A-8.8)
- 74% of pastors had felt a **deep sense of spiritual peace and well-being** a few times a week or more (see Figures 8.2, 8.9 and Table A-8.9)
- 74% of pastors had felt a **deep sense of wonder** about the universe a few times a week or more (Table A-8.10)
- 96% of pastors had received a definite **answer to a specific prayer request** at some time (see Figure 8.10 and Table A-8.11)
- 84% of pastors had experienced or witnessed **divine healing** of an illness or injury (see Figure 8.11 and Table A-8.12)

Fig. 8.1 I have made a personal commitment to Jesus Christ that is still important in my life today

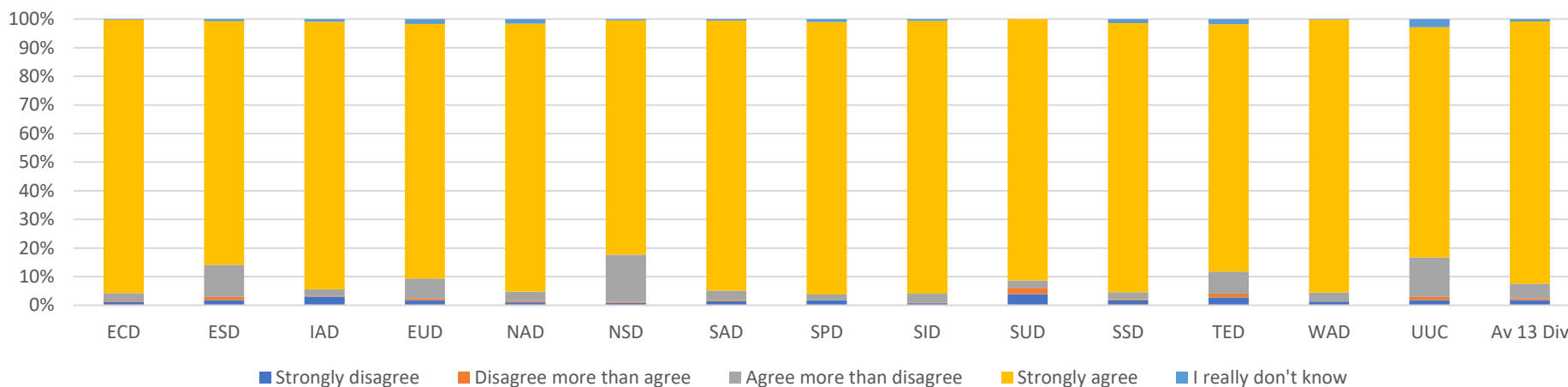
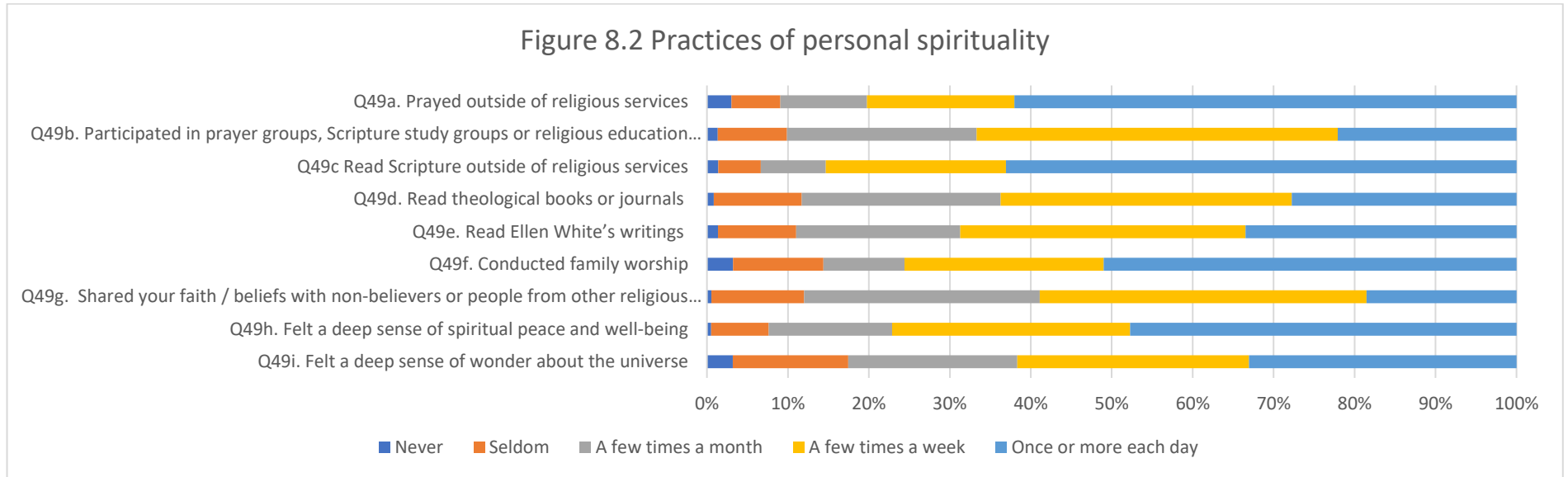


Figure 8.2 provides a summary of the items of personal practices of spirituality averaged across the 13 Divisions and 1 attached Union.<sup>25</sup>



The spiritual practices and experiences listed in Question 49 were also used in the Institutional Workers Survey. Analysis of early Institutional Workers Survey responses revealed significant differences in the way personal spirituality is expressed by teachers in Adventist Schools in the Solomon Islands compared to the teachers in Adventist Schools in the Australian Union Conference.<sup>26</sup> In particular, while analysing responses from teachers in Adventist Schools in Australia, North America and the Solomon Islands, it was observed that while 71% of teachers in Adventist schools in Australia prayed once or more a day, only 30% of teachers in Adventist schools in the Solomon Islands did so. The research team was intrigued by this result. In the end they thought the explanation was hinted at in the differences of attendance at “weekly prayer groups”: 35% of Australian teachers did so, and 45% of Solomon Island teachers did so. Perhaps the explanation lies in the different cultures of Australia and the Solomon Islands: Australian culture is more individualistic than the strongly group-oriented culture of the Solomons. Teachers in the Solomons appear to have prayed more often in groups than individually.

The team analyzing the responses of the Global Adventist Pastors’ Survey were very interested to see whether a similar pattern would be reproduced across Divisions. One may observe in Figure 8.2 that higher proportions of ministers pray once or more each day in Divisions which

<sup>25</sup> Specifically, Figure 8.2 provides a representation of the column in the tables labelled “Average all” or “Av all”, which averages the percentages from the 13 Divisions and 1 attached Union in the row of that table.

<sup>26</sup> See treatment of practices of personal spirituality in Robert K. McIver, Sherene Hattingh and Peter W. Kilgour, eds., *Education as Preparation for Eternity: Teachers in Seventh-day Adventist Schools in Australia and the Solomon Islands and Their Perceptions of Mission* (Silver Spring, MD / Cooranbong, NSW: Office of Archives Statistics and Research / Avondale Academic Press, 2020), pp. 284–301. Many of the patterns seen in microcosm in the comparison between the survey results from teachers in Adventist Schools in Australia and the Solomon Islands are also evident in responses of pastors participating in the survey reported here, and evident in the cross-tabulations of the items that relate to matters of personal spirituality.

have more individualistic cultures (e.g. ESD, IAD, EUD, NAD, TED, UUC; see also Table A-8.2 in Appendix A). By way of contrast, Figure 8.3 reveals that a higher proportion of pastors in such group-oriented cultures as the ECD and WAD will be found in prayer groups and study groups (see also Table A-8.3 in Appendix A).

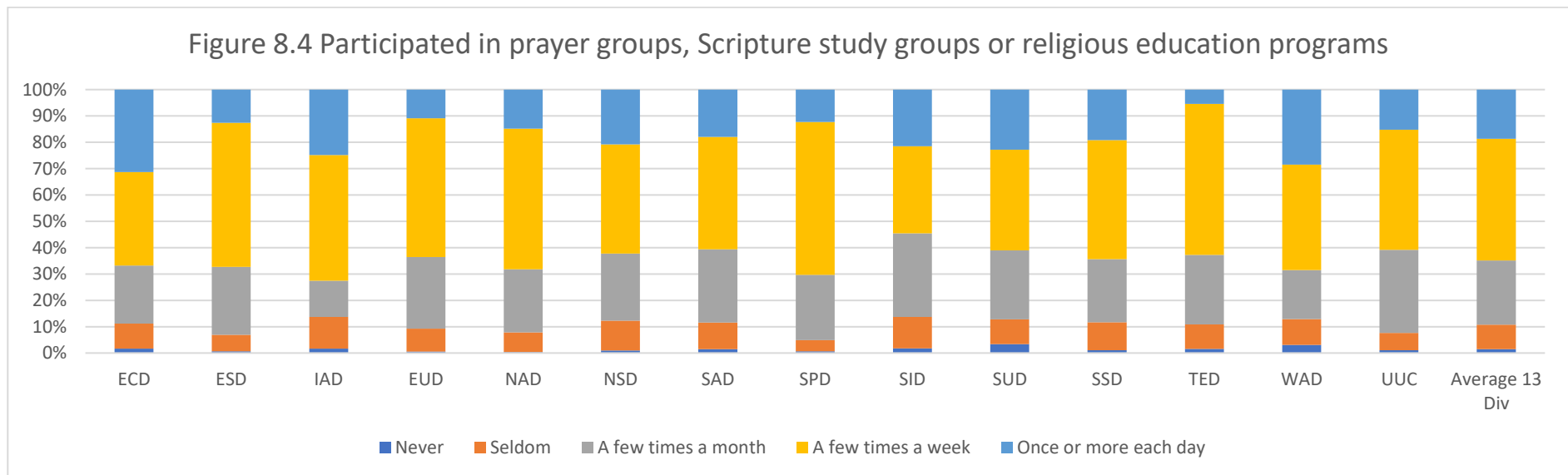
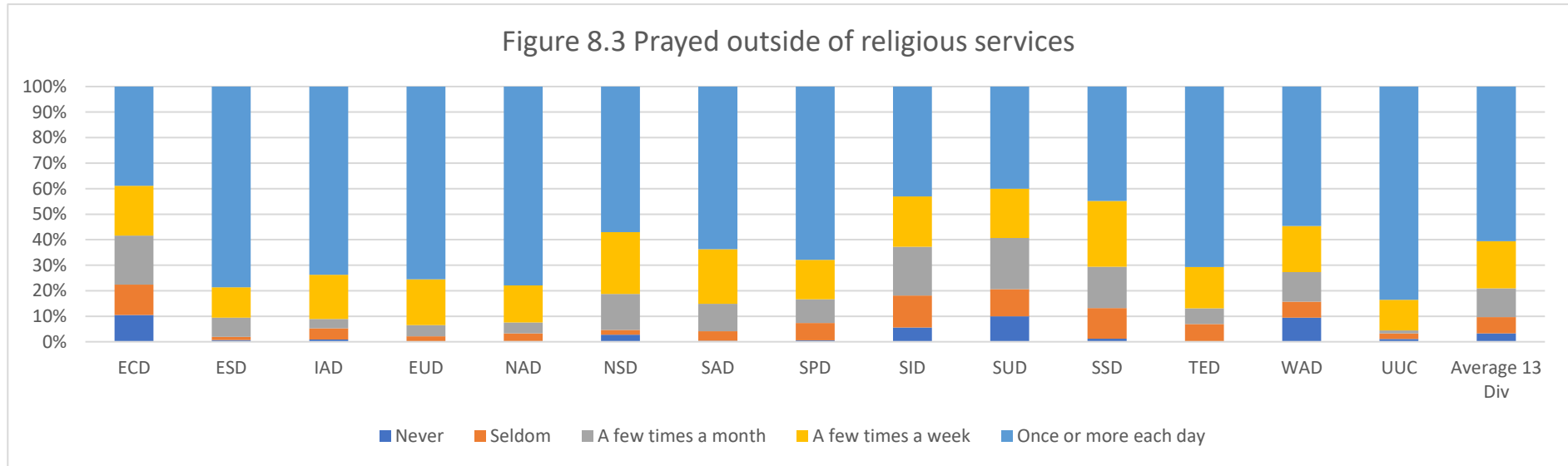


Figure 8.5 Read Scripture outside of religious services

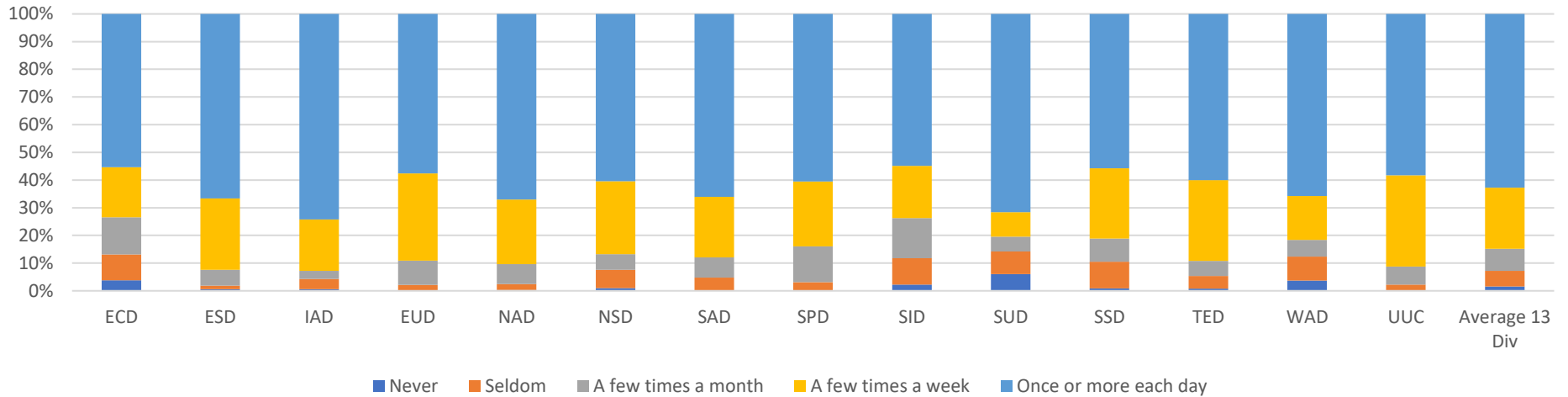


Figure 8.6 Read theological books or journals

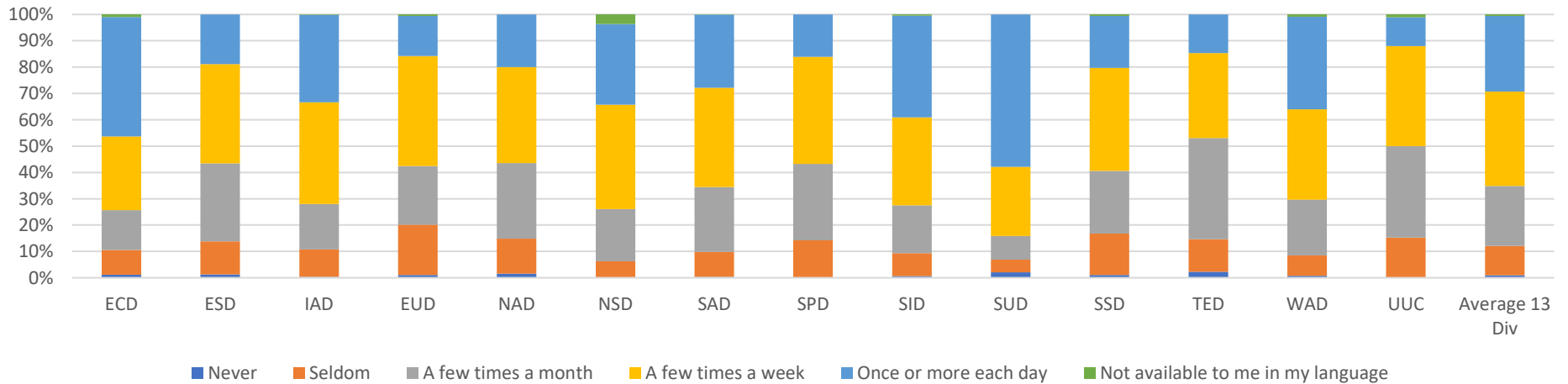




Figure 8.7 Read Ellen White's writings

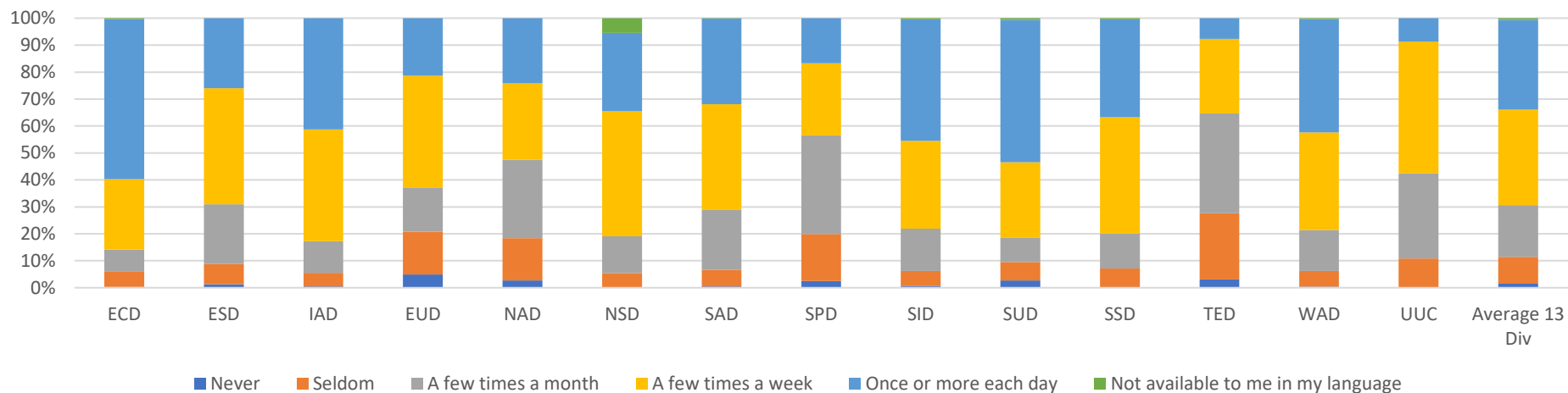


Figure 8.8 Conducted family worship

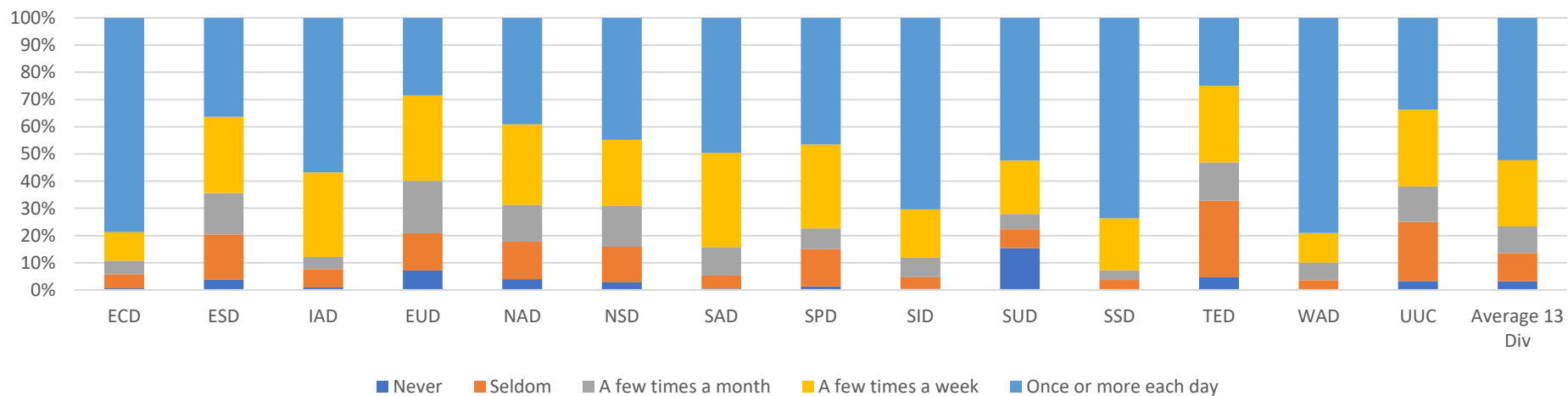


Figure 8.9 Felt a deep sense of spiritual peace and well-being

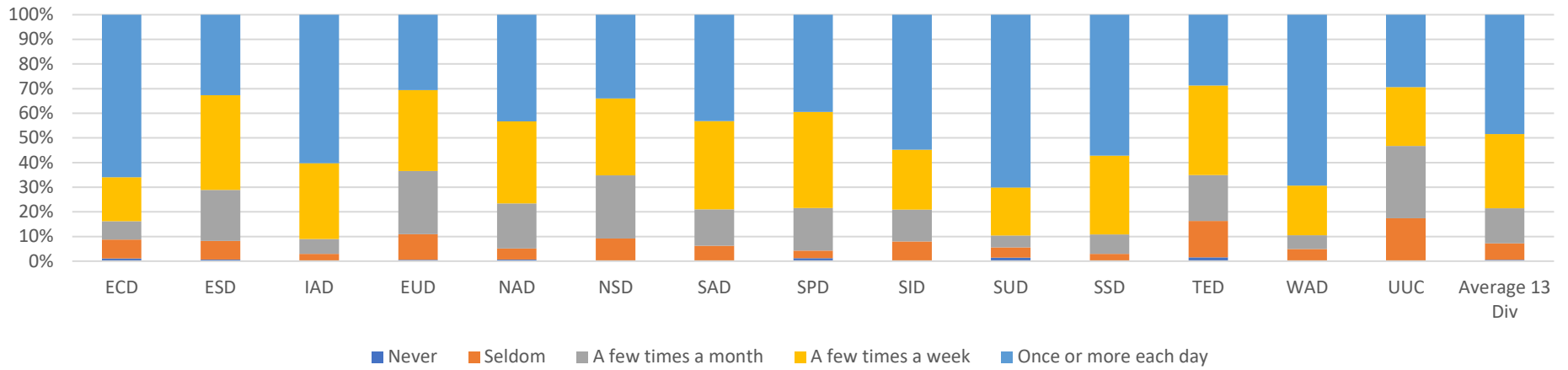


Figure 8.10 Have you ever received a definite answer to a specific prayer request?

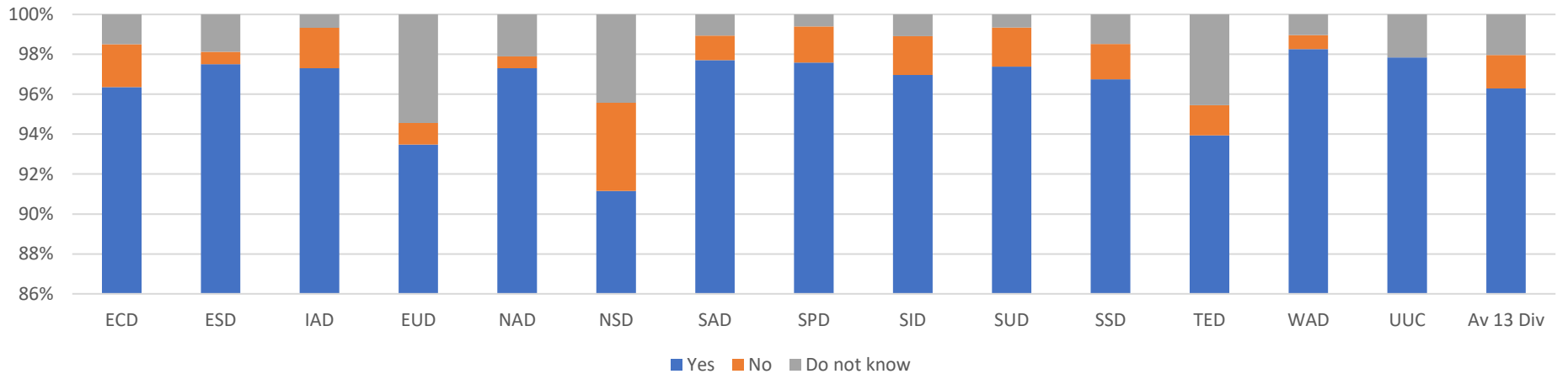
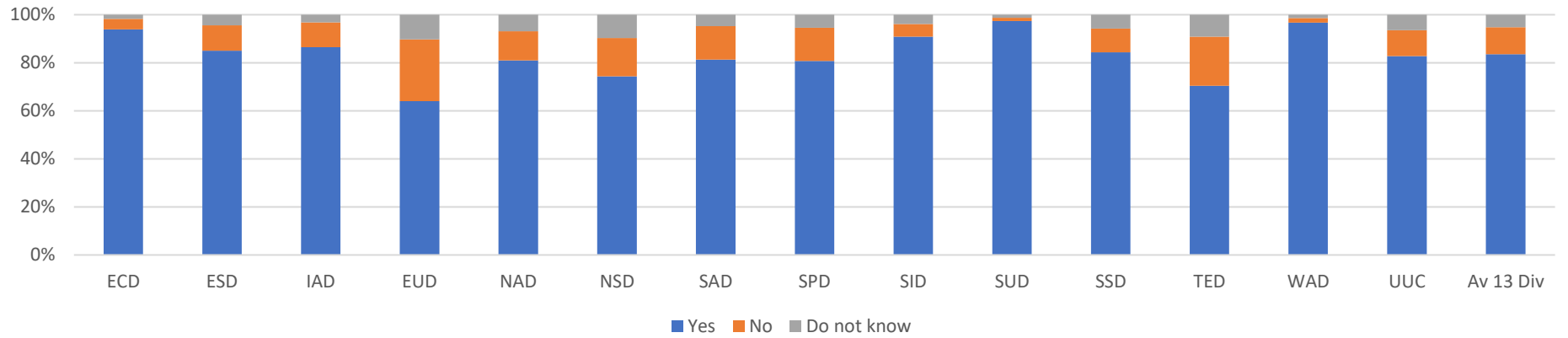


Figure 8.11 Have you ever experienced or witnessed divine healing of an illness or injury?



## 9. Beliefs and Practices of the Church

The items relating to the fundamental beliefs and the practices of the Seventh-day Adventist Church were mainly found in two separate questions. Question 50, which asked, “Do you agree or disagree with the following statements?” and Question 54, which asked, “To what extent do you personally accept the following individual teachings and practices of the Adventist church?” The two questions differed in the options provided as possible responses. In question 50 participants were given a choice of one of the following options: 1. strongly disagree; 2. disagree more than agree; 3. agree more than disagree; 4. strongly agree; and 0. I really don’t know. In question 54 participants were given the choice of the following options: 1. Do not accept it; 2. Have major doubts about it; 3. Have some questions about it; 4. Accept it because the church teaches it; 5. Accept it because I think it is probably correct; 6. Fully embrace it; 7. I have not heard of this / This question is not relevant to me.

### 9.1 General Agreement with Beliefs and Practices of Church

Responses to the items from Questions 50 and 54 that relate to the beliefs and practices of the Adventist Church are presented in Figures 9.1, 9.2 and 9.3. In these figures, the items are reported in an order that largely corresponds to the order in which beliefs are listed in the “28 Fundamental Beliefs.”

By and large, pastors agreed with the doctrinal statements provided, with few reporting that they “have questions about it”, “do not accept it” or that they disagree (see Figures 9.1, 9.2 and 9.3 and Tables A-9.1 & A-9.2).

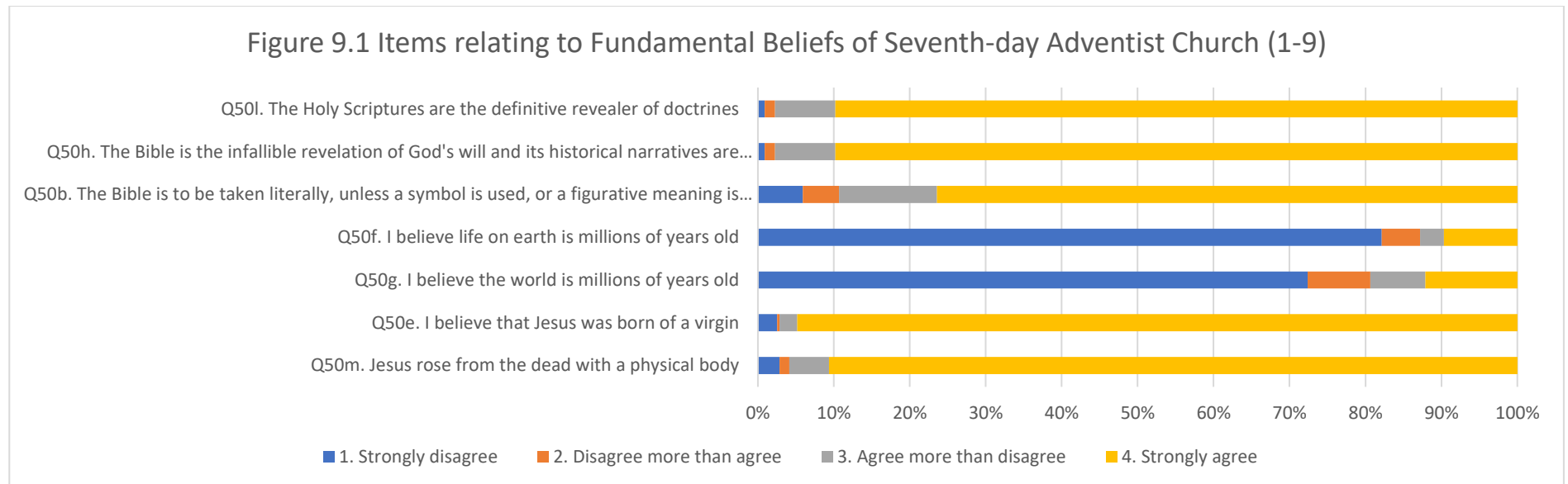


Figure 9.2 Items relating to Fundamental Beliefs of Seventh-day Adventist Church (10-28)

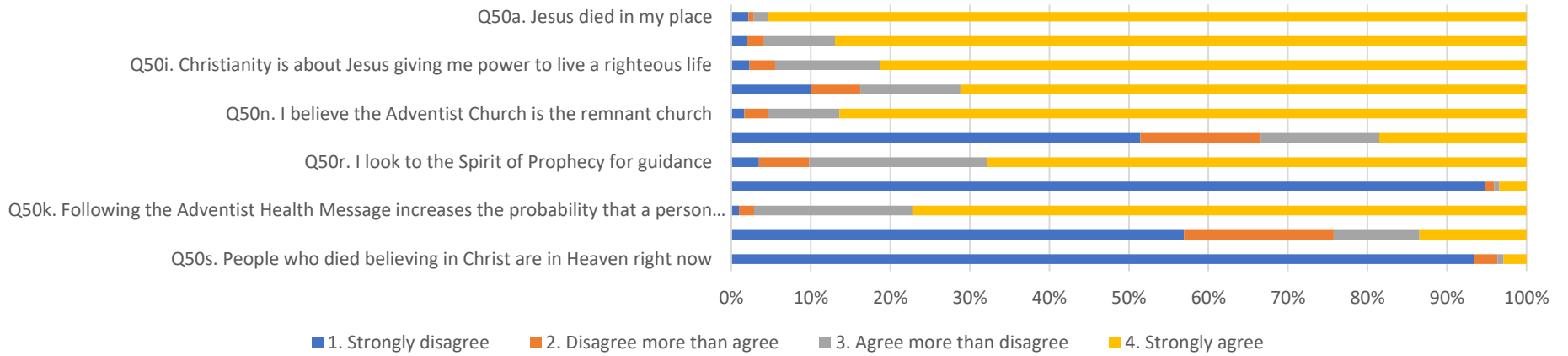
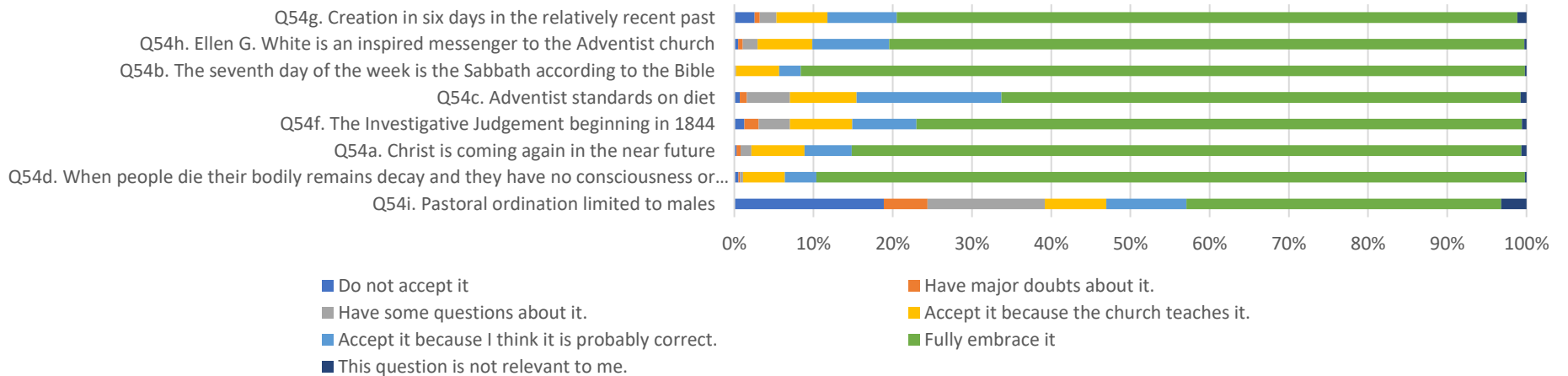


Figure 9.3 Further items relating to beliefs and practices of Adventist Church



## 9.2 Division-level Responses to Items Related to Beliefs and Practices

The pattern of agree/disagree is reasonably constant across the Divisions for most of the items relating to doctrines and practices (see Tables A-9.3 to A-9.30 in Appendix A). The near unanimous agreement observable in Figures 9.4, 9.5 and 9.6 for statements such as “The Holy Scriptures are the definitive revealer of doctrines,” “Jesus died in my place,” and “The seventh day of the week is the Sabbath according to the Bible,” may serve as illustrations of further items where the pastoral workforce is in strong agreement. Nonetheless, there are some items relating to beliefs and practices where there is variation between the responses of pastors in different Divisions. A selection of these may be found in Figures 9.7 through 9.14.

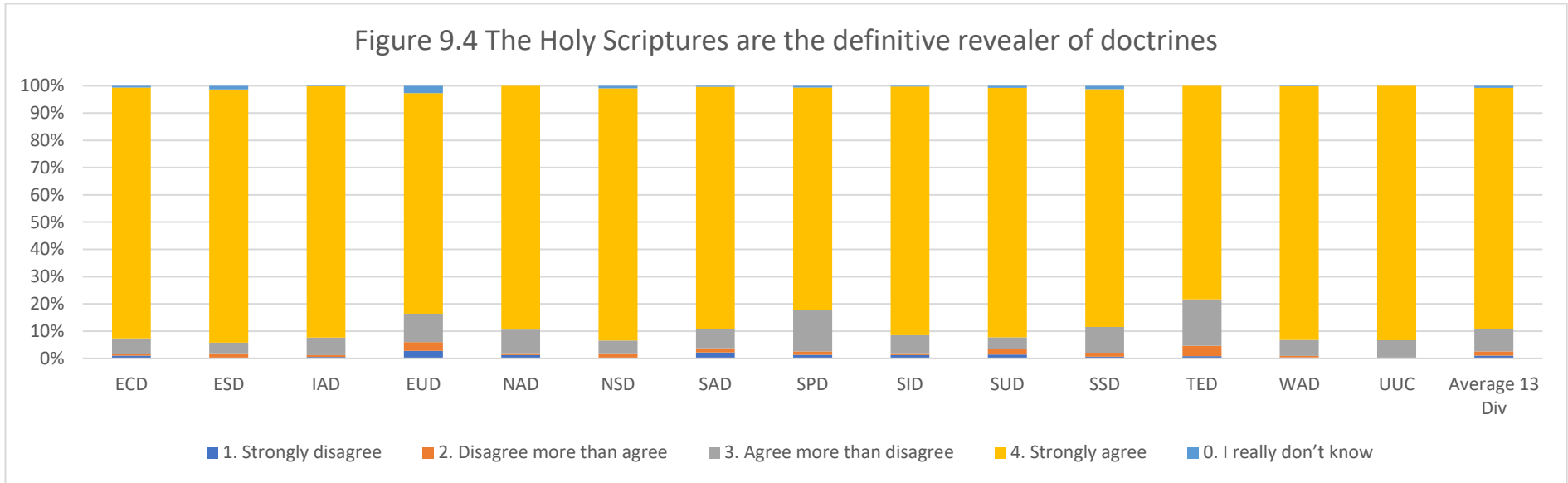


Figure 9.5 Jesus died in my place

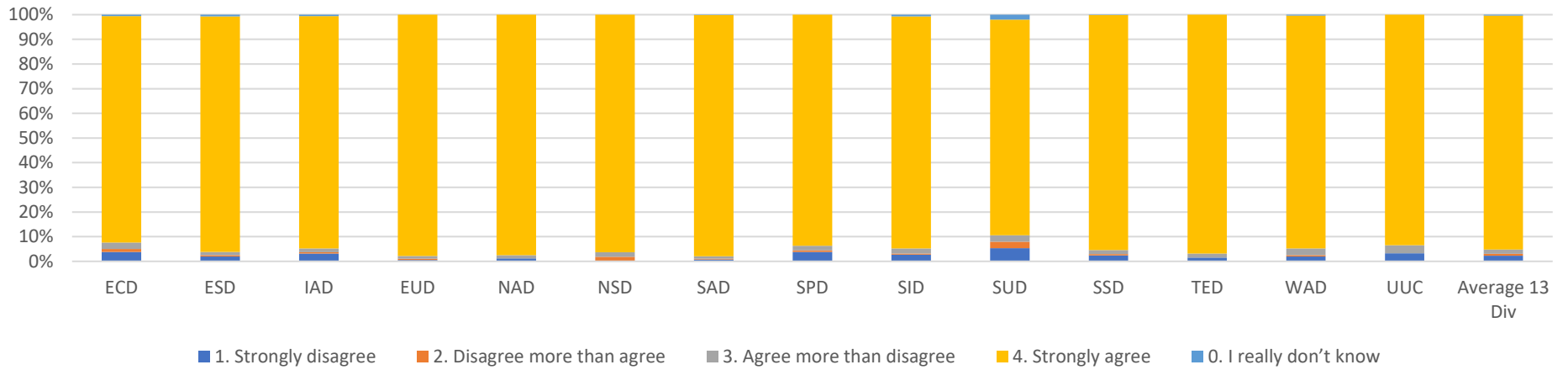


Figure 9.6 The seventh day of the week is the Sabbath according to the Bible

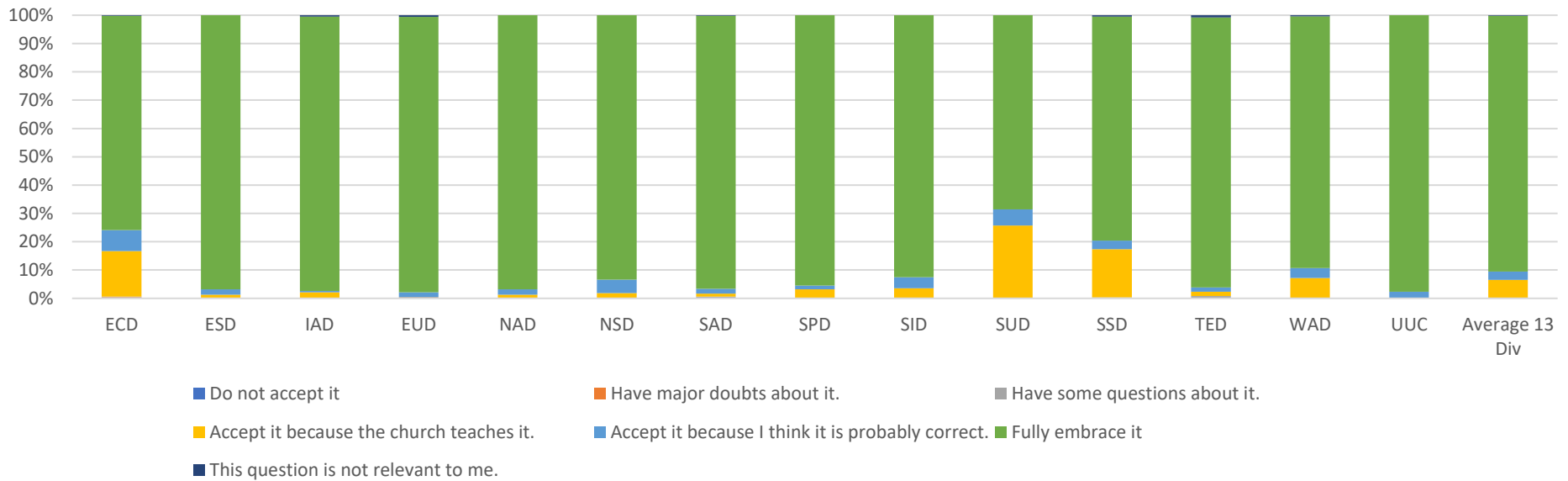


Figure 9.7 I believe life on Earth is millions of years old

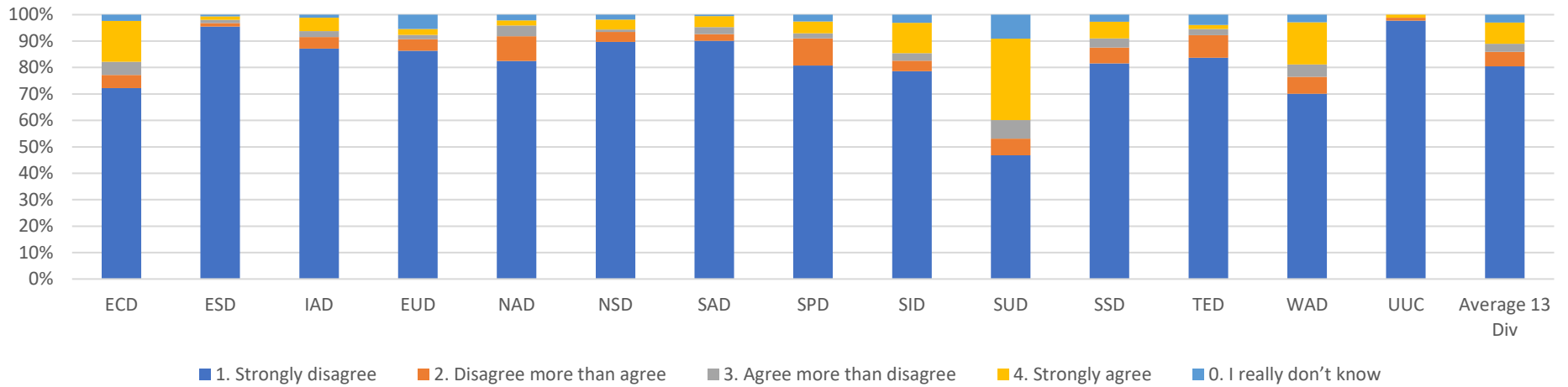


Figure 9.8 Christianity is about Jesus giving me power to live a righteous life

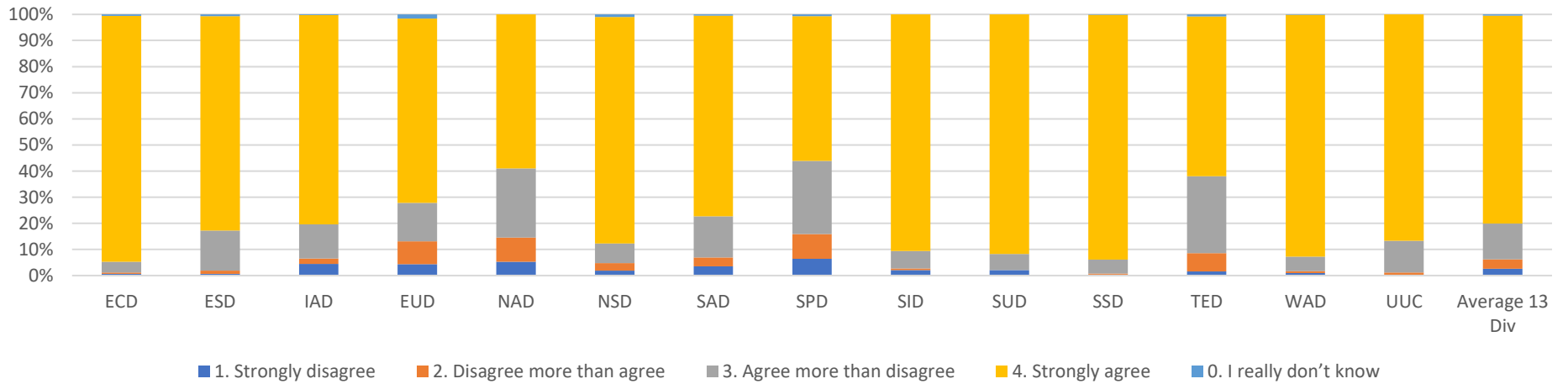




Figure 9.9 I can only be saved through the Adventist church

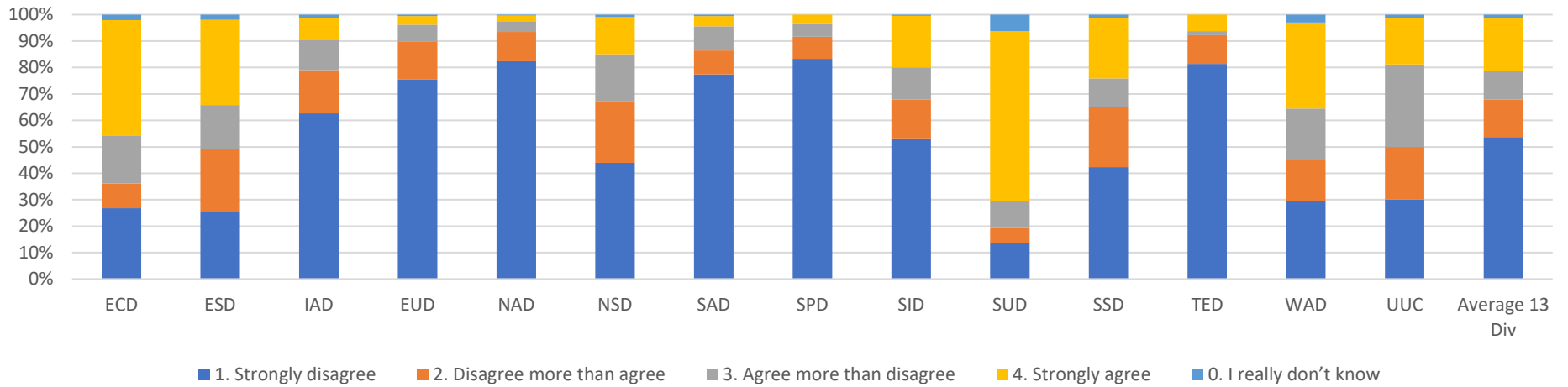


Figure 9.10 Adventist standards on diet

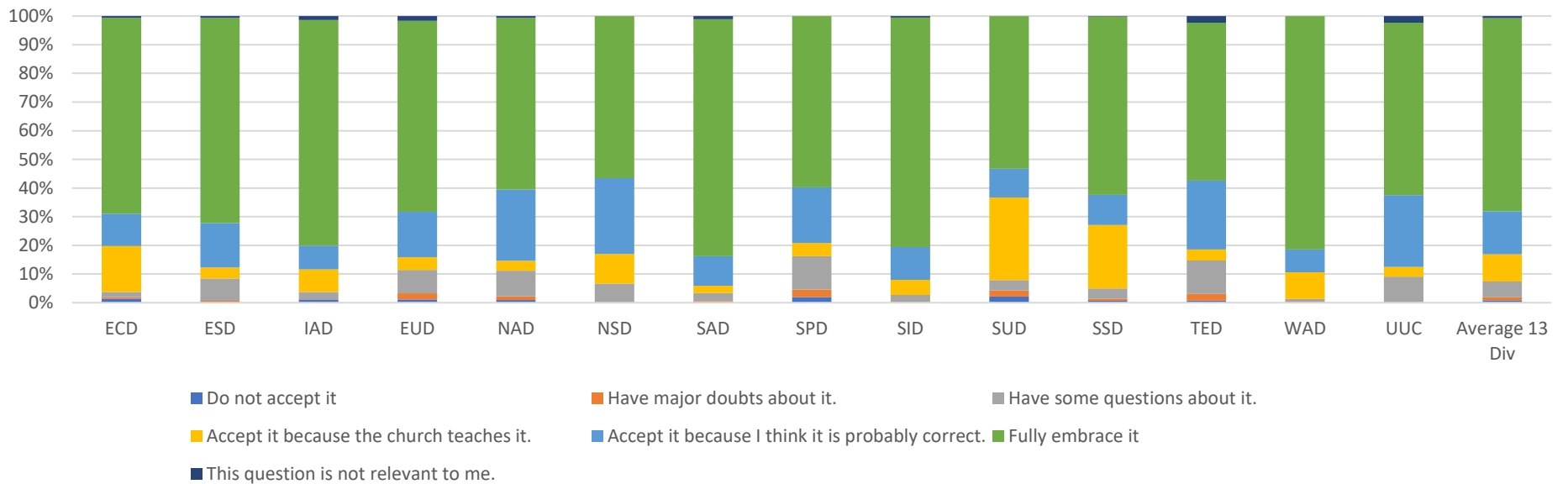


Figure 9.11 Following the Adventist Health Message ensures my salvation

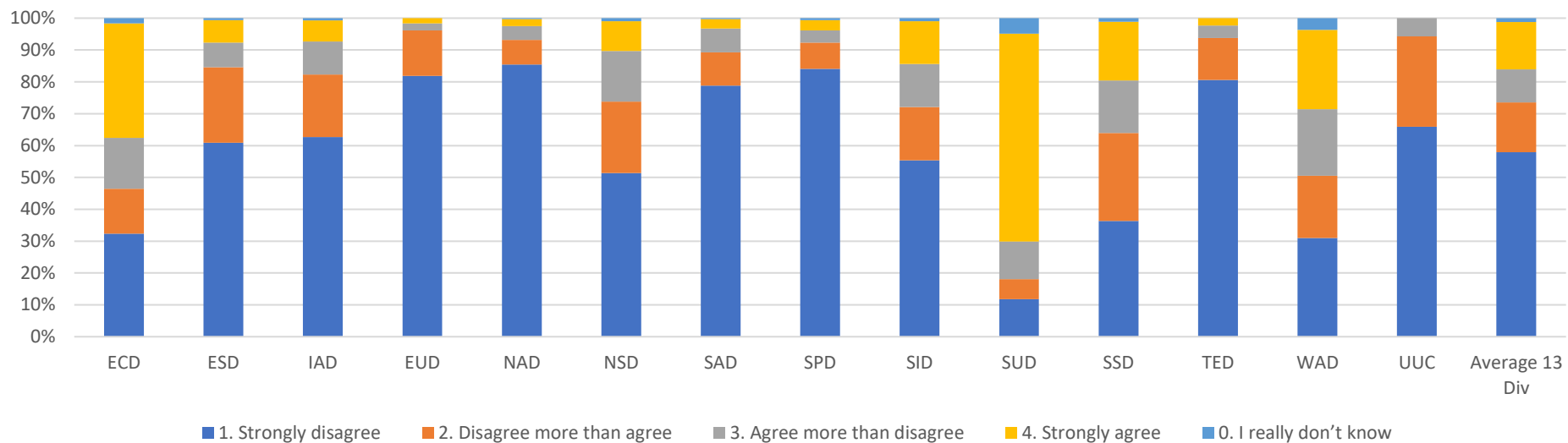


Figure 9.12 Ellen G. White is an inspired messenger to the Adventist church

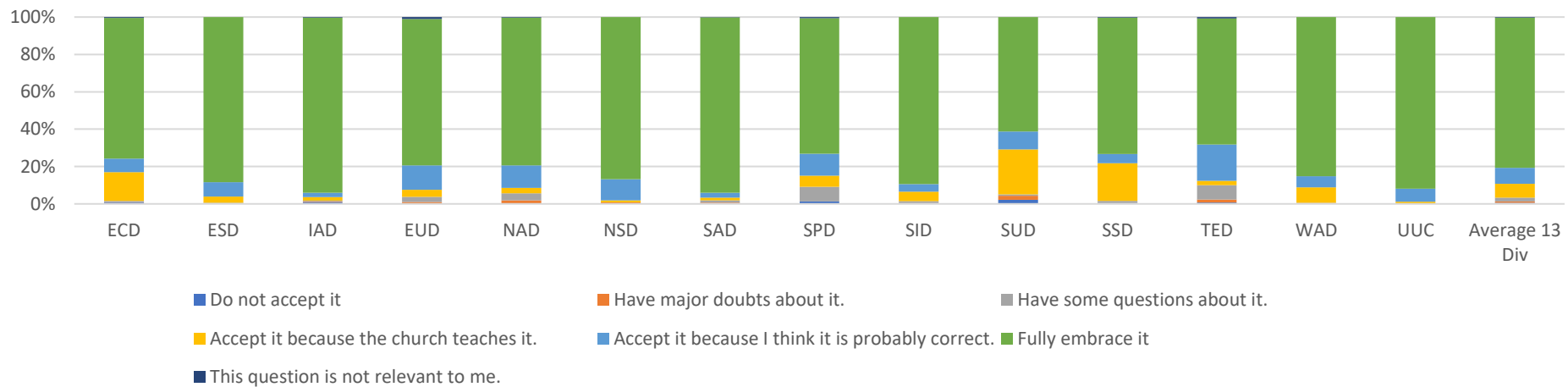


Figure 9.13 The Investigative Judgement beginning in 1844

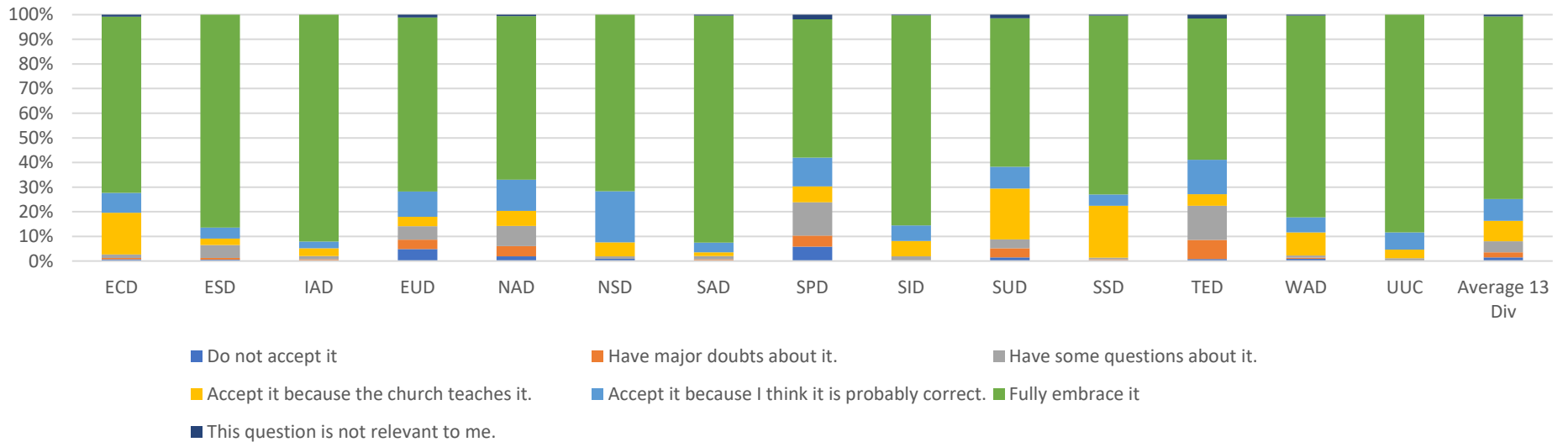
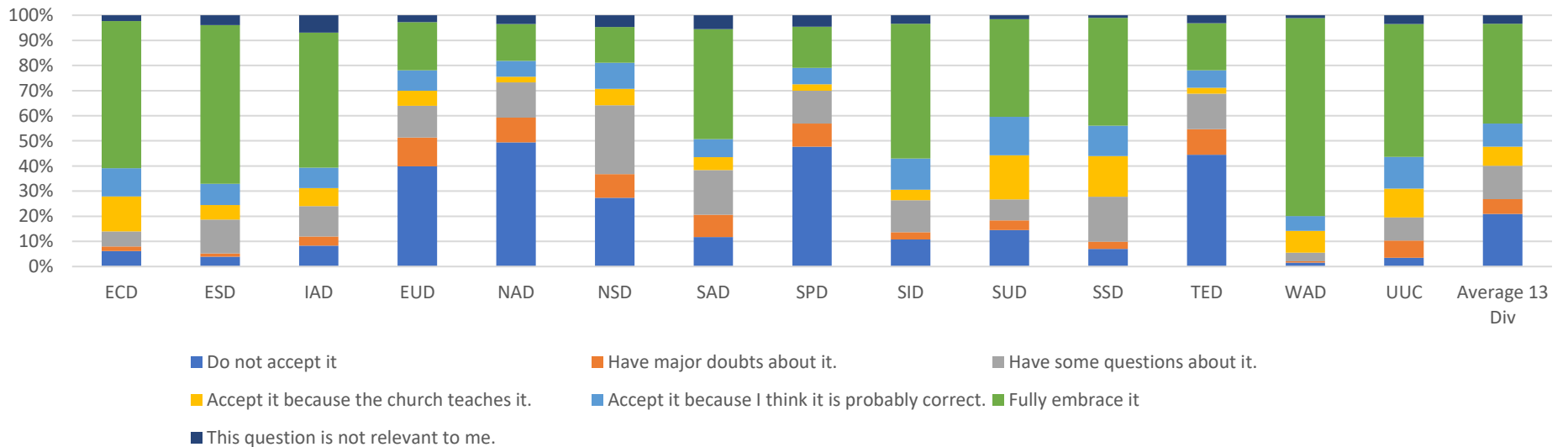
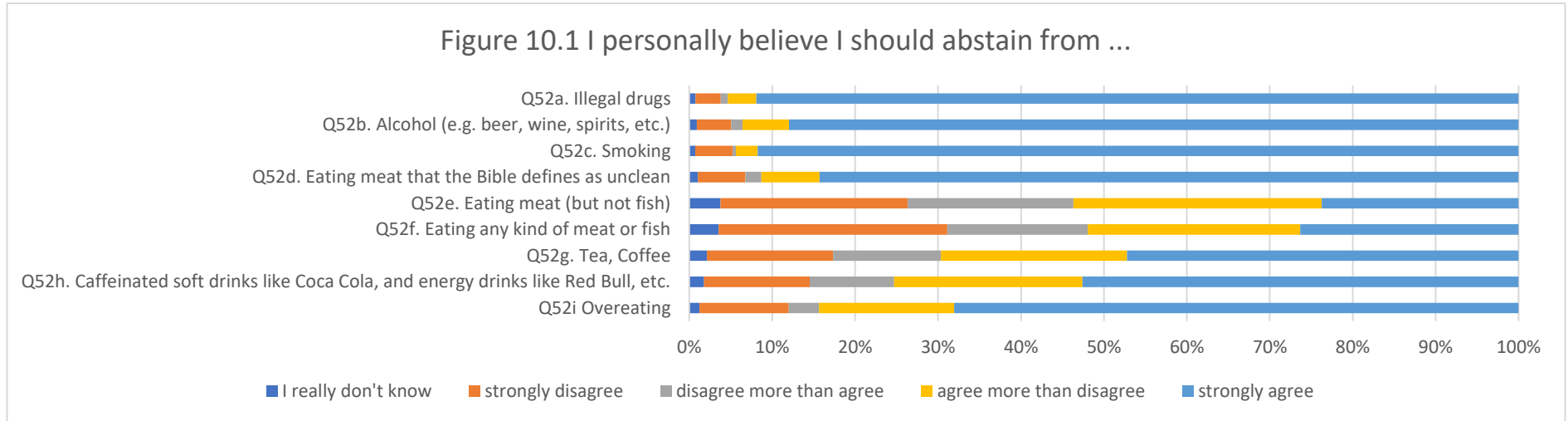


Figure 9.14 Pastoral ordination limited to males



## 10. Standards

By their responses to Q52, “I personally believe I should abstain from ...”, pastors reveal that they support such Adventist standards as abstaining from illegal drugs (92% strongly agree), alcohol (88%), smoking (92%), eating foods defined in the Bible as unclean (84%) (see Table A-10.1 through A10.4 in Appendix A). As a group, pastors were more ambivalent about not eating meat excluding fish (24% strongly agree), eating any meat or fish (26%), using tea or coffee (47%), and caffeinated soft drinks (53%). A majority eschewed overeating (68%) (see Tables A-10.5 through A-10.9)



Further details of the responses to each item may be found in Figures 10.2 to 10.10.

Figure 10.2 Illegal drugs

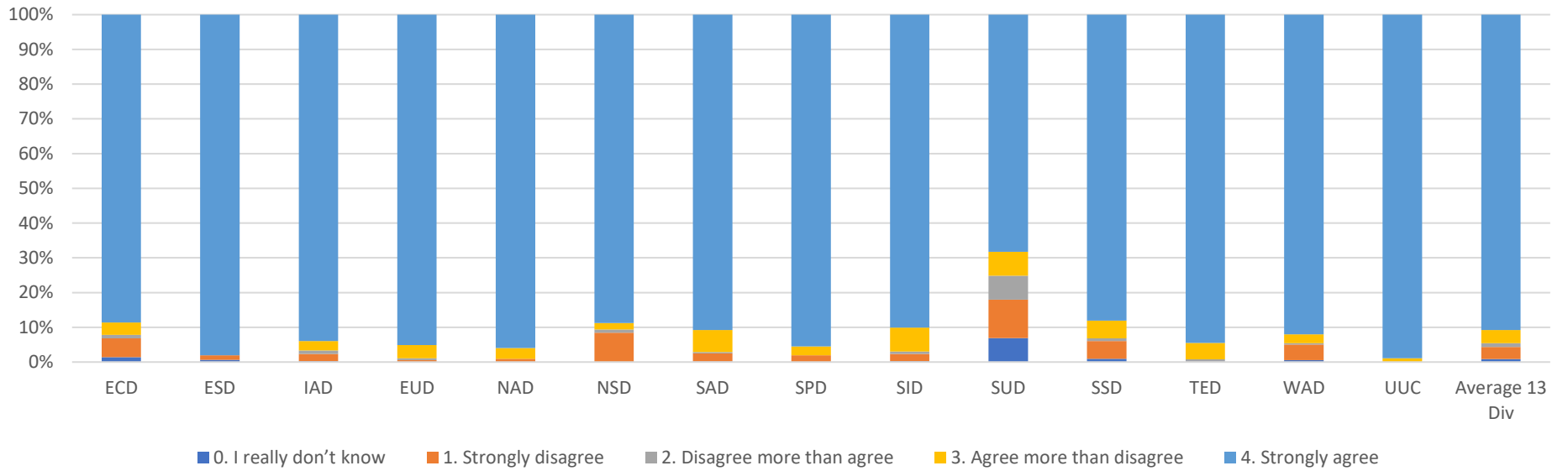


Figure 10.3 Alcohol

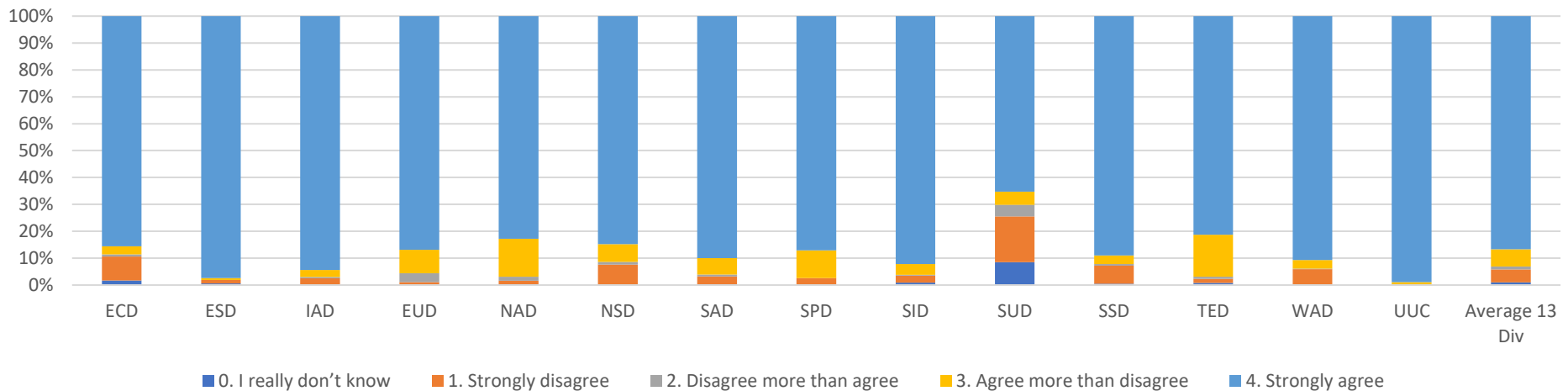


Figure 10.4 Smoking

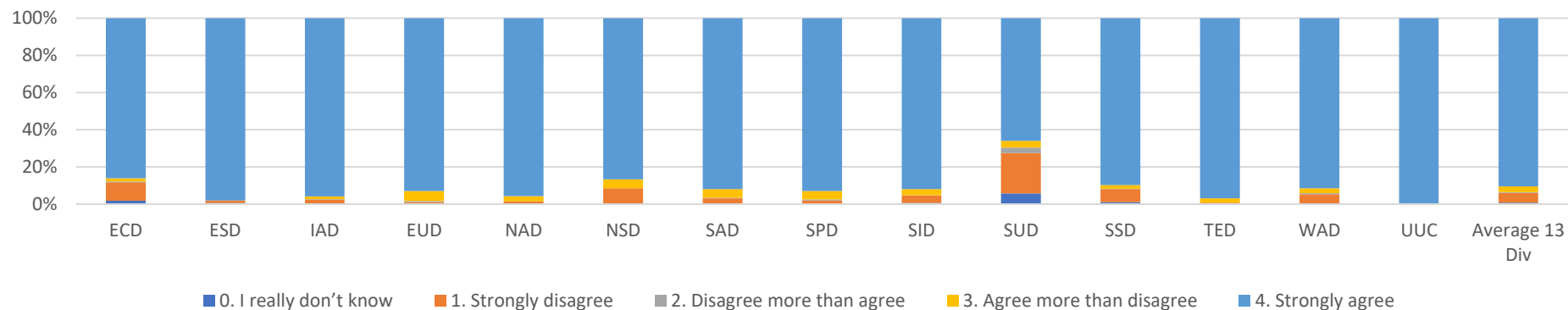


Figure 10.5 Eating meat that the Bible defines as unclean

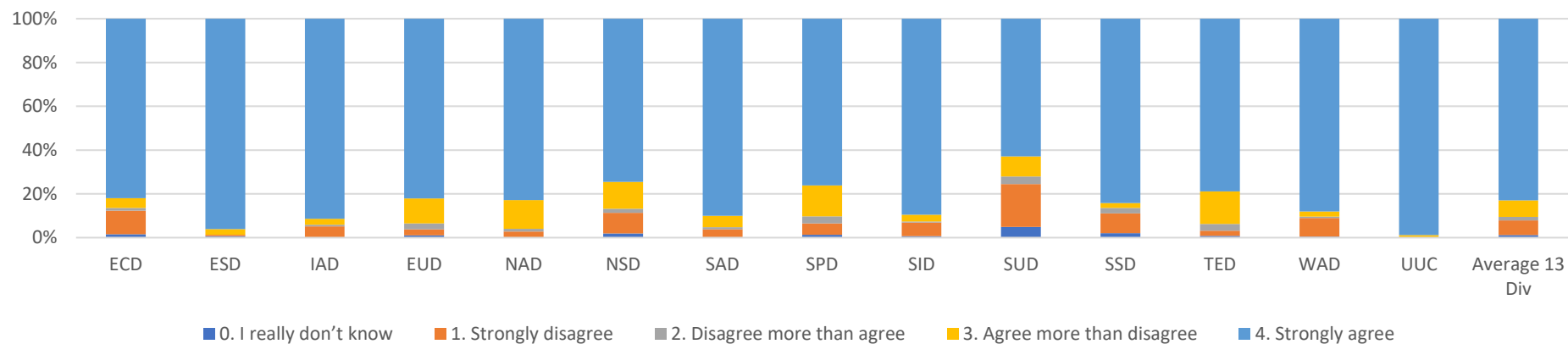


Figure 10.6 Eating meat (but not fish)

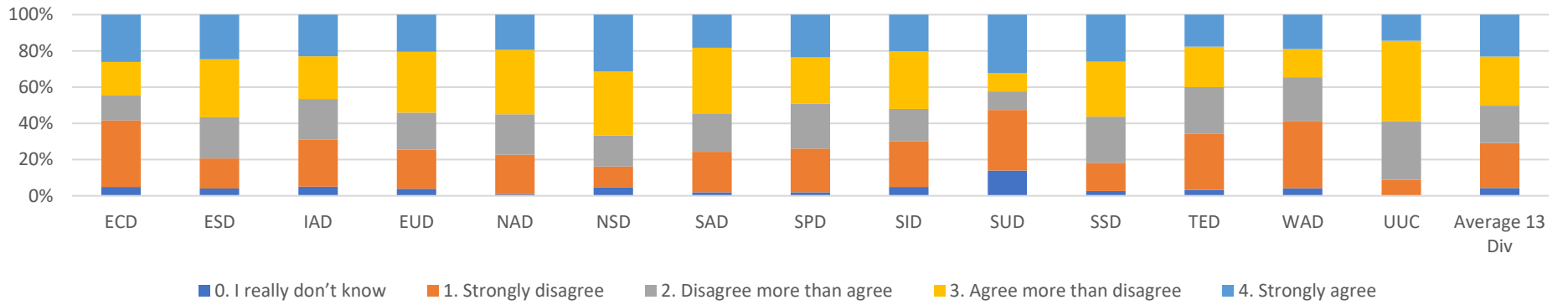


Figure 10.7 Eating any kind of meat or fish

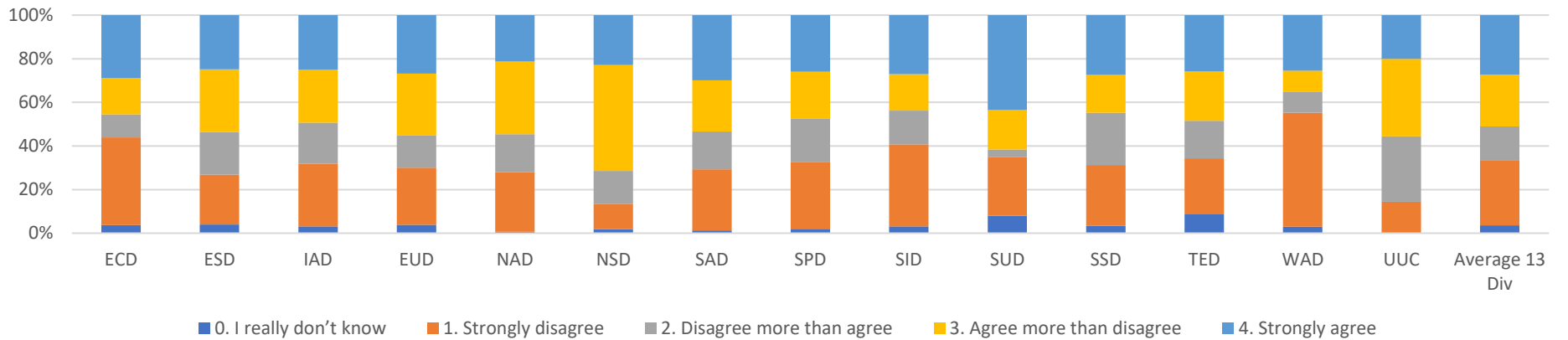


Figure 10.8 Tea, coffee

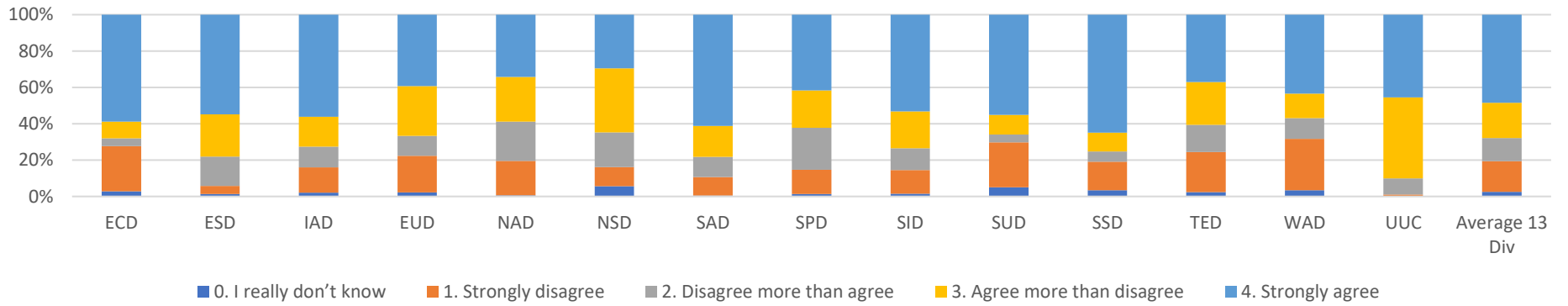


Figure 10.9 Caffeinated soft drinks like Coca Cola, and energy drinks like Red Bull

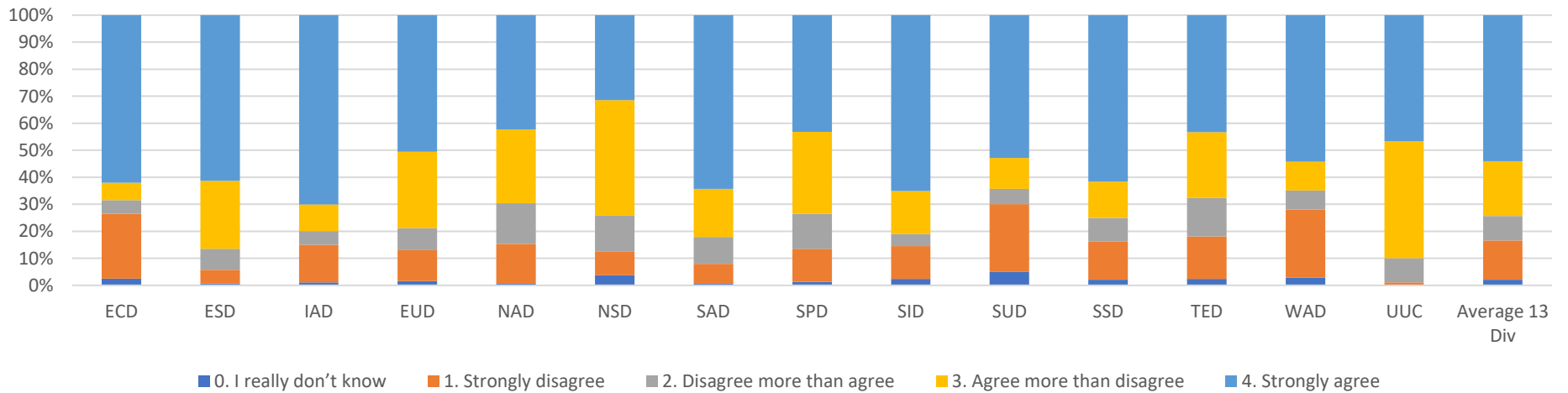
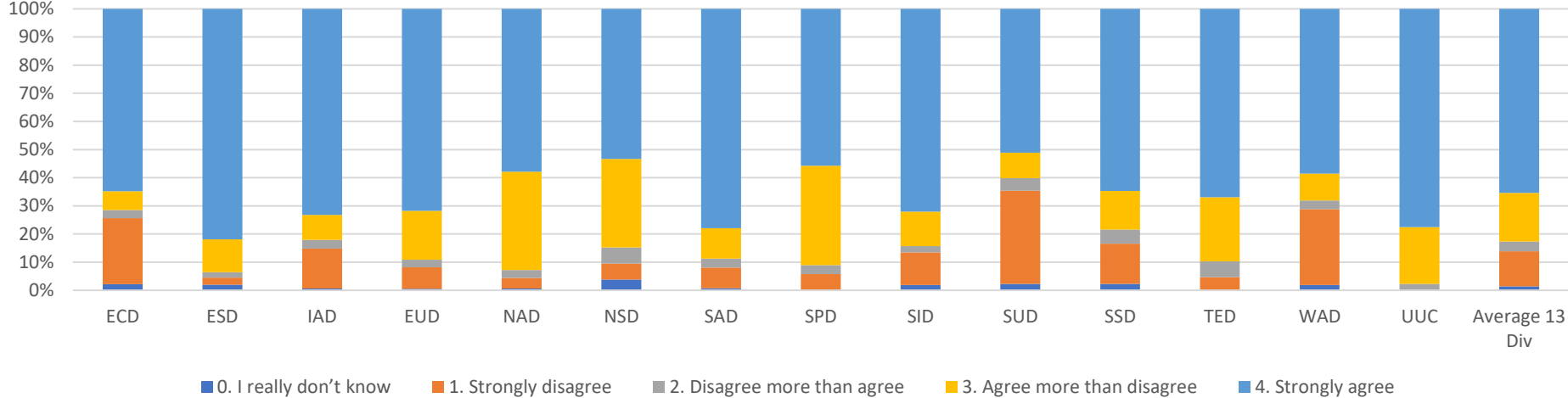




Figure 10.10 Overeating

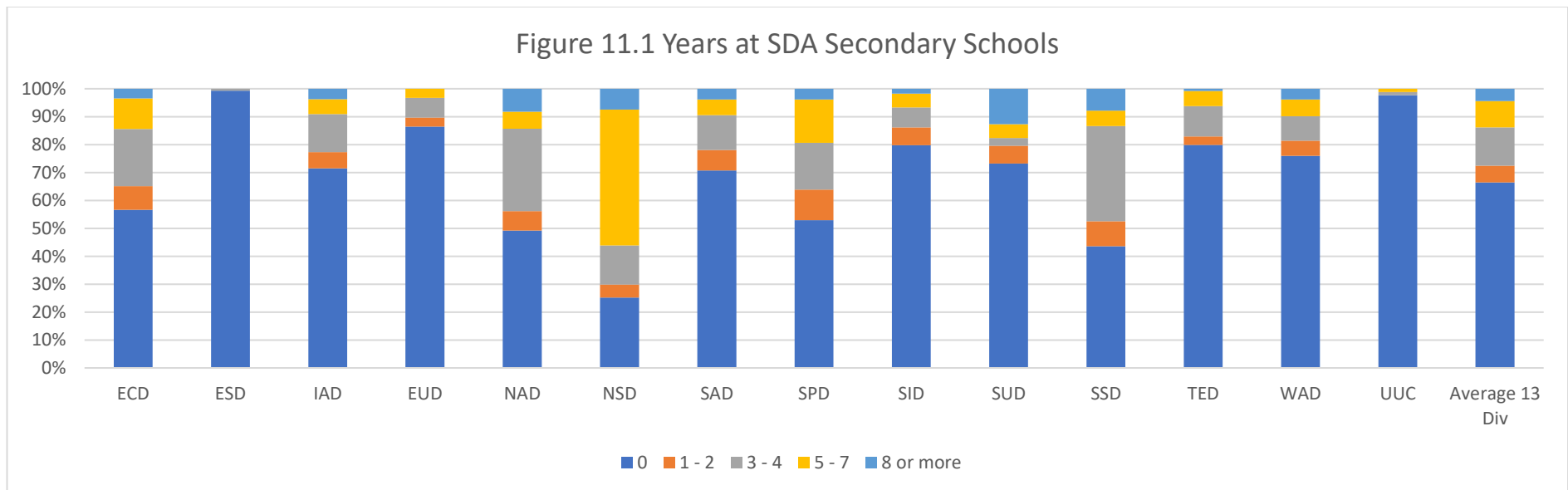


# 11. Pastors' Understanding of Education

## 11.1 Pastors' Experience with Adventist Education

Many pastors know about Adventist Education from their own experience of it as students. Three items track their involvement in Adventist Education: questions 56, 57, and 58 ask participants how much time they spent as students in primary (or elementary), secondary and tertiary schools (see Tables 11.1, 11.2, and 11.3, and Figures 11.1 and 11.2). Tables 11.1 and 11.2 reveal that there are considerable differences in how much time pastors in different Divisions spent in Adventist primary and secondary schools, although the pattern of differences is quite similar in their experience of Adventist primary and secondary education. The data in Table 11.2 have been graphed in Figure 11.1, to represent their involvement in both Adventist primary and secondary education. Secondary education was chosen above primary education on the grounds that pastors are more likely to remember how they experienced secondary education than primary education. But what memories they might have vary dramatically between Divisions. For example, 97% of pastors in the ESD did not attend Adventist secondary schools, and the percentage of pastors in the EUD, SID, and TED who did not attend Adventist secondary schools at all is high (86%, 80%, and 80%, respectively; see Table 11.1). By way of contrast, 75% of NSD, 51% of NAD, 47% SPD, and 43% of ECD pastors have at least one year of Adventist secondary schooling, and 70% of NSD, 44% of NAD, 36% of SPD, and 35% of ECD pastors have at least 3 years of Adventist secondary schooling (see Table A-11.1 in Appendix A).

On average, across the 13 Divisions, only 34% of pastors attended Adventist secondary schools for at least one year (see Table A-11.1 in Appendix A). By way of contrast, across the 13 Divisions, 85% of pastors spent 3 or more years at Adventist tertiary institutions (see Table A-11.2 in Appendix A, SUD is an exception).



**Table 11.1.**

*Crosstabulation between “Q56. For how many years of your total education did you attend Adventist PRIMARY schools?” and “Q22. ... which Division of the Seventh-day Adventist Church?”*

Years	ECD	ESD	IAD	EUD	NAD	NSD	SAD	SPD	SID	SUD	SSD	TED	WAD	UUC	Average 13 Div
0	65.1%	97.4%	67.9%	90.2%	49.8%	63.0%	65.1%	51.6%	70.1%	62.2%	39.6%	80.6%	66.4%	96.6%	66.9%
1 - 2	4.5%	0.0%	4.7%	1.6%	5.1%	6.5%	7.4%	11.6%	5.3%	7.0%	5.7%	3.1%	3.8%	0.0%	5.1%
3 - 4	5.2%	1.9%	6.2%	1.6%	5.8%	8.3%	7.9%	7.1%	9.0%	7.7%	10.1%	7.0%	6.0%	2.3%	6.5%
5 - 7	14.1%	0.0%	11.0%	3.8%	11.8%	16.7%	8.9%	21.9%	8.3%	7.0%	18.4%	7.8%	13.0%	0.0%	11.0%
8 or more	11.1%	0.6%	10.2%	2.7%	27.5%	5.6%	10.8%	7.7%	7.3%	16.1%	26.1%	1.6%	10.8%	1.1%	10.6%
n=	1,001	155	835	184	313	108	1,531	155	412	143	613	129	529	88	6,108

**Table 11.2**

*Crosstabulation of “Q57. For how many years of your total education did you attend Adventist SECONDARY schools?” with “Q22. ... which Division of the Seventh-day Adventist Church?”*

Years	ECD	ESD	IAD	EUD	NAD	NSD	SAD	SPD	SID	SUD	SSD	TED	WAD	UUC	Average 13 Div
0	56.6%	99.4%	71.5%	86.4%	49.2%	25.2%	70.7%	52.9%	79.8%	73.2%	43.6%	79.8%	75.9%	97.7%	66.5%
1 - 2	8.5%	0.0%	5.9%	3.3%	7.0%	4.7%	7.4%	11.0%	6.4%	6.3%	9.0%	3.1%	5.5%	0.0%	6.0%
3 - 4	20.5%	0.6%	13.5%	7.1%	29.5%	14.0%	12.5%	16.8%	7.1%	2.8%	34.1%	10.9%	8.7%	1.1%	13.7%
5 - 7	10.9%	0.0%	5.4%	3.3%	6.0%	48.6%	5.6%	15.5%	4.9%	4.9%	5.5%	5.4%	6.1%	1.1%	9.4%
8 or more	3.5%	0.0%	3.7%	0.0%	8.3%	7.5%	3.9%	3.9%	1.7%	12.7%	7.8%	0.8%	3.8%	0.0%	4.4%
n=	1,001	155	834	184	315	107	1,530	155	406	142	613	129	528	88	6,099

Figure 11.2 Years at SDA Colleges and Universities

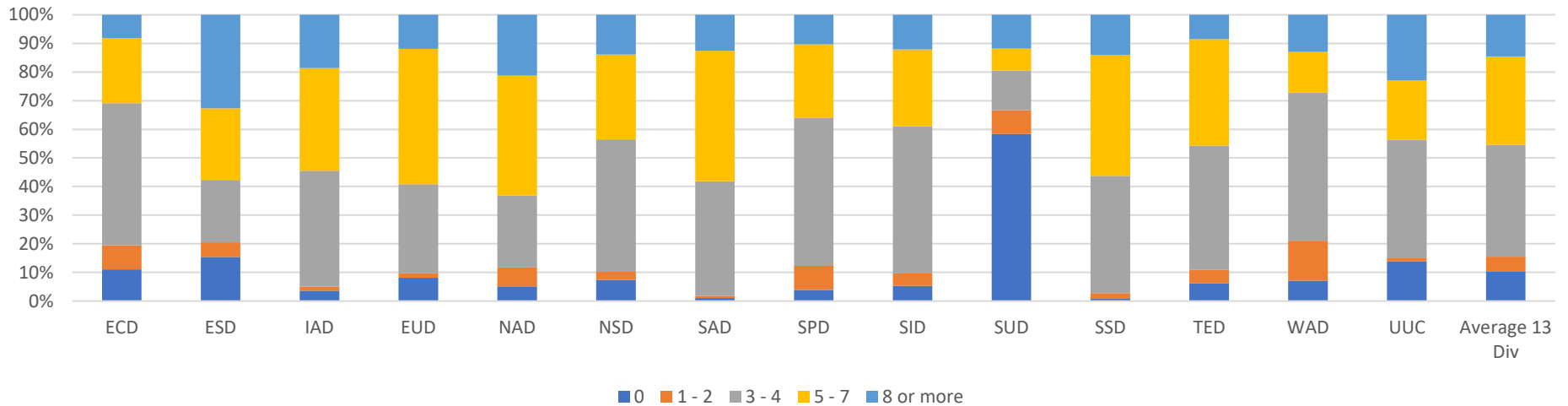


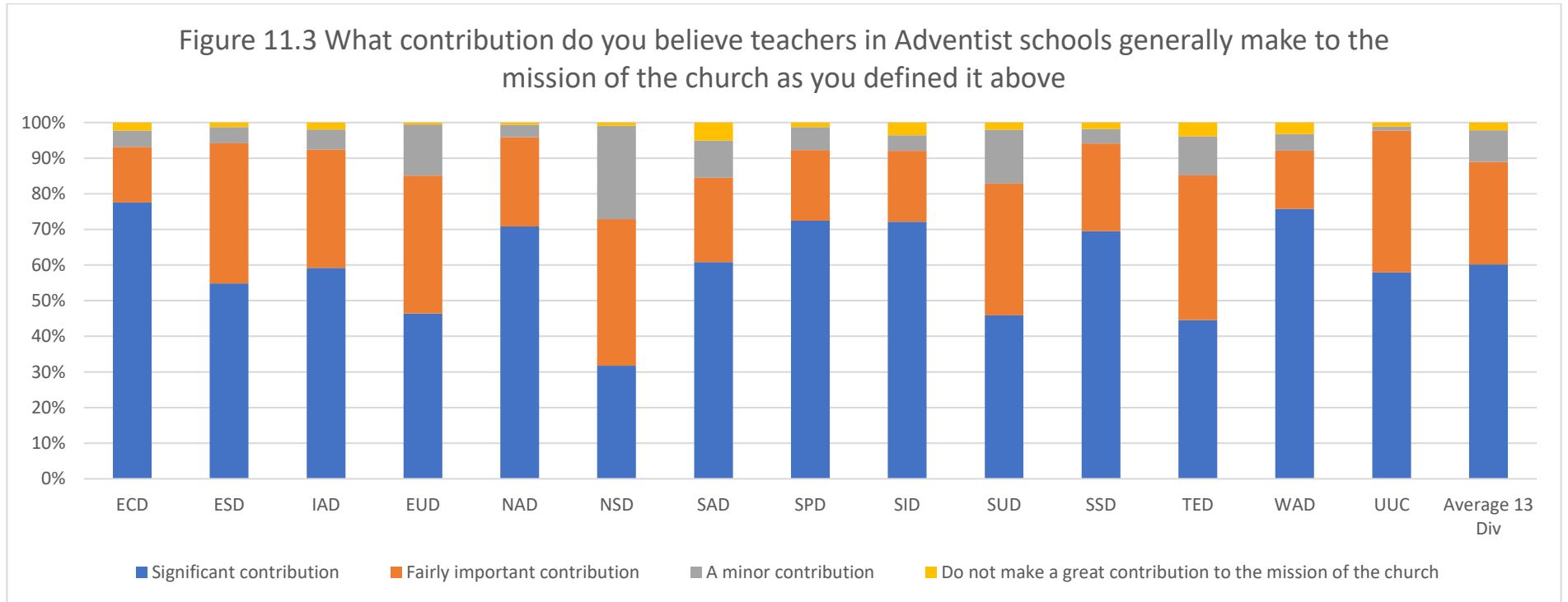
Table 11.3

Crosstabulation of “Q58. For how many years of your total education did you attend Adventist COLLEGES and UNIVERSITIES?” and “Q22. ... which Division of the Seventh-day Adventist Church?”

Years	ECD	ESD	IAD	EUD	NAD	NSD	SAD	SPD	SID	SUD	SSD	TED	WAD	UUC	Average 13 Div
0	11.1%	15.4%	3.6%	8.2%	5.1%	7.4%	1.0%	3.9%	5.3%	58.3%	0.8%	6.2%	7.1%	13.8%	10.3%
1 - 2	8.4%	5.1%	1.4%	1.6%	6.7%	2.8%	0.8%	8.4%	4.3%	8.3%	2.0%	4.7%	13.9%	1.1%	5.3%
3 - 4	49.7%	21.8%	40.5%	31.0%	25.1%	46.3%	40.0%	51.6%	51.4%	13.9%	41.0%	43.4%	51.7%	41.4%	39.0%
5 - 7	22.7%	25.0%	35.8%	47.3%	41.9%	29.6%	45.6%	25.8%	26.8%	7.6%	42.3%	37.2%	14.3%	20.7%	30.9%
8 or more	8.2%	32.7%	18.6%	12.0%	21.3%	13.9%	12.6%	10.3%	12.1%	11.8%	14.0%	8.5%	13.0%	23.0%	14.5%
n=	1,003	156	837	184	315	108	1,534	155	414	144	615	129	532	87	6,126

## 11.2 Pastors' Evaluation of Effectiveness of Adventist Education

Question 59 asked pastors to evaluate the contribution that the Adventist Education system makes to the mission of the Church. A majority of pastors think that teachers in Adventist schools make a “significant contribution” to the mission of the church (58%) or an important contribution (32%), although there is some variation in how pastors in different Divisions make this evaluation (see Figure 11.3 and Table A-11.3).



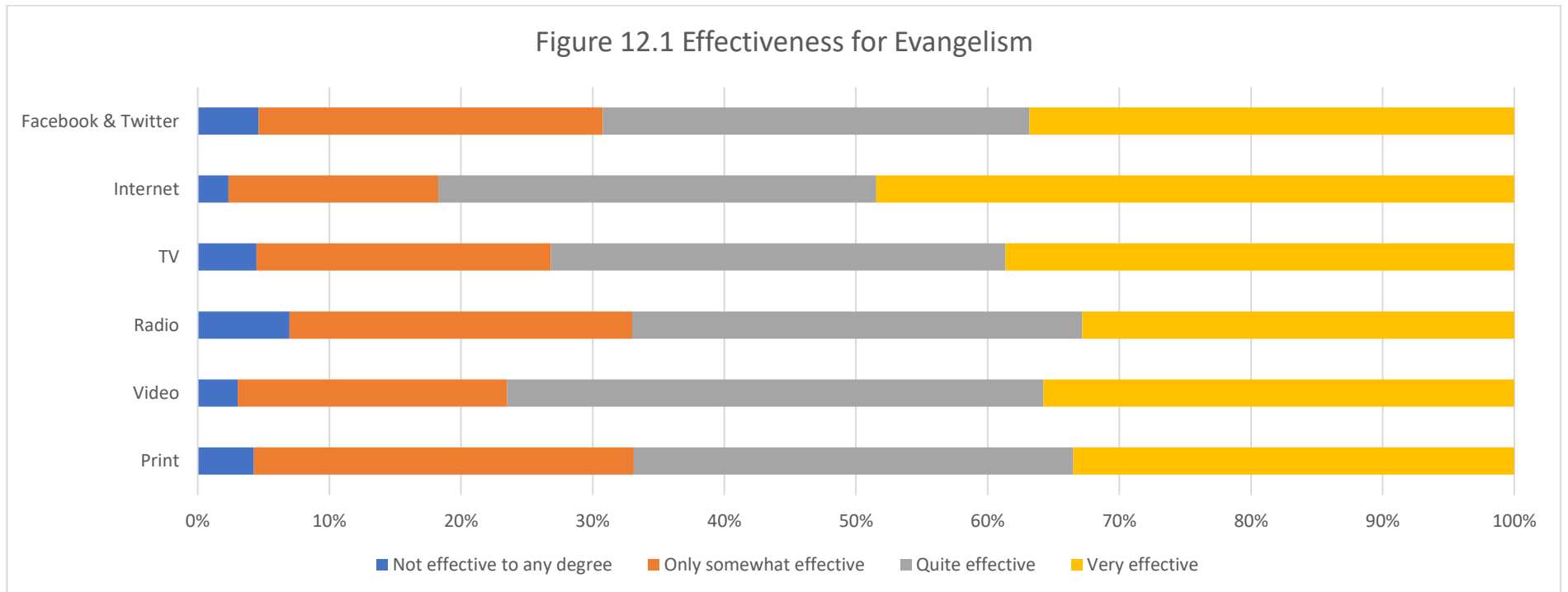
## 12. Effective for Evangelism

Question 62 invited the pastors to make an evaluation of the effectiveness of various evangelistic tools. A summary of the average responses from pastors in 13 Divisions and 1 attached Union are shown in Table 12.1 below:

**Table 12.1**

Q62: How effective do you feel is the church's use of the following for evangelism?

Medium	Very Effective	Quite Effective	= Very + Quite Effective
Print	34%	33%	67%
Video	36%	41%	77%
Radio	33%	34%	67%
TV	39%	35%	74%
Internet	49%	33%	82%
Facebook & Twitter	37%	32%	69%



It may be observed from Table 12.1 and Figure 12.1 that the medium considered most effective for evangelistic purposes is the internet (82% think it very effective or quite effective). Figures 12.2 through 12.7 reveal that there are considerable differences between the Divisions in how the pastors evaluate the effectiveness of each of the channels (see also Tables A-12.1 through A-12.6 in Appendix A).

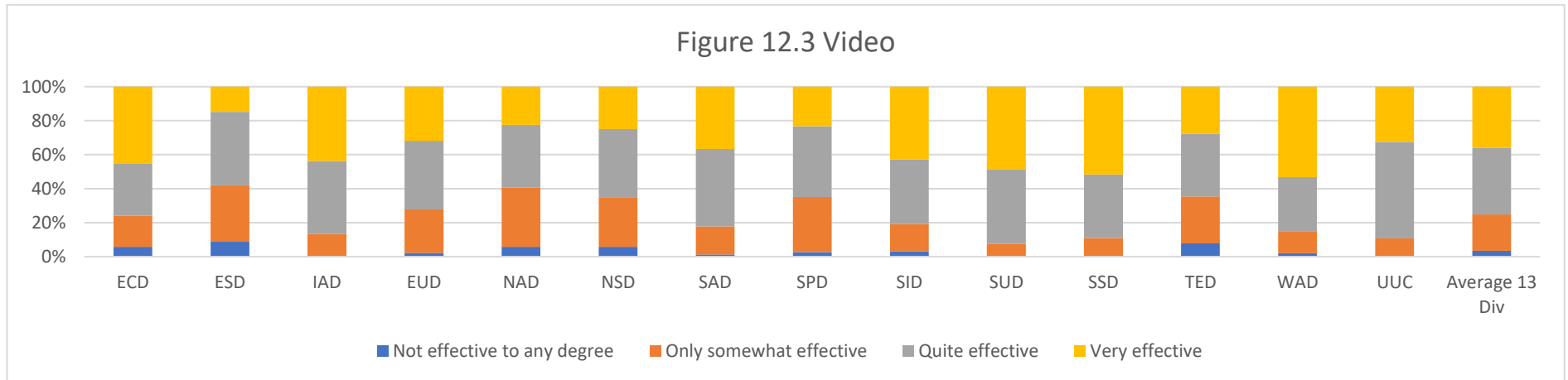
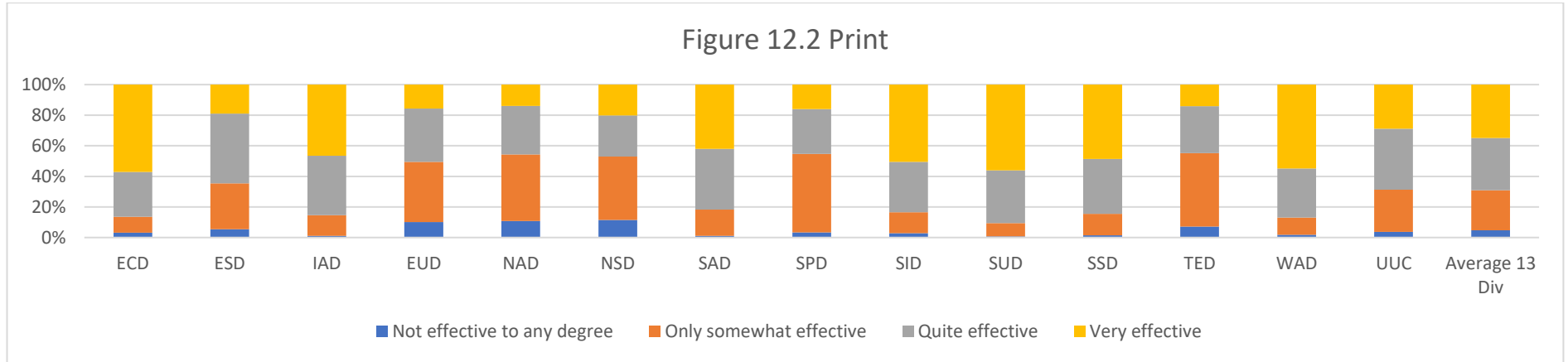


Figure 12.4 Radio

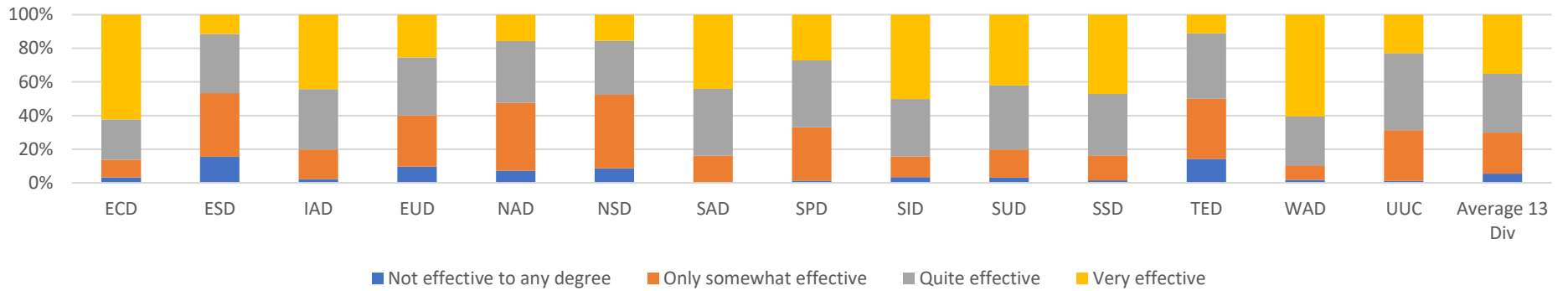


Figure 12.5 TV

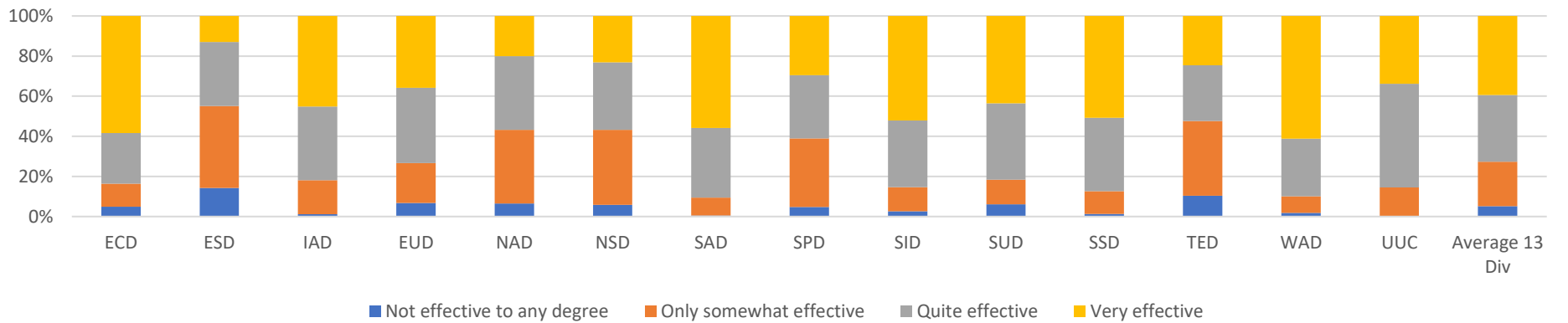




Figure 12.6 Internet

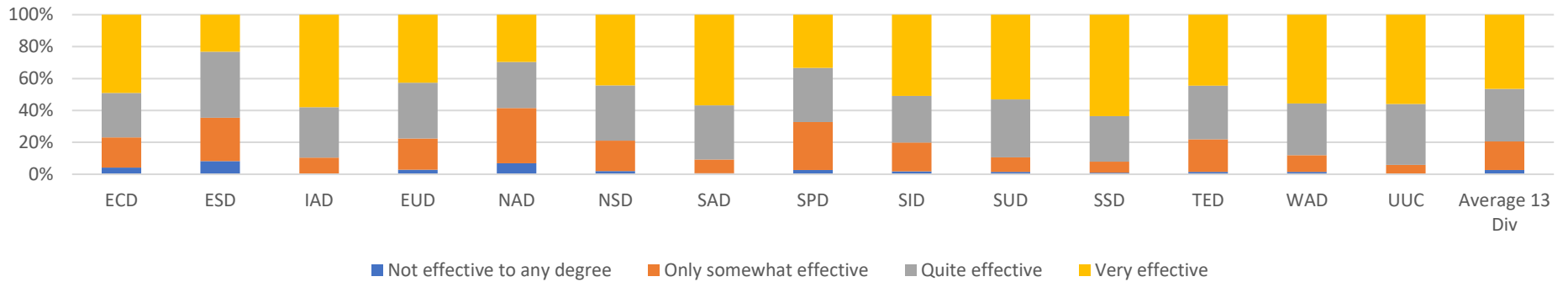
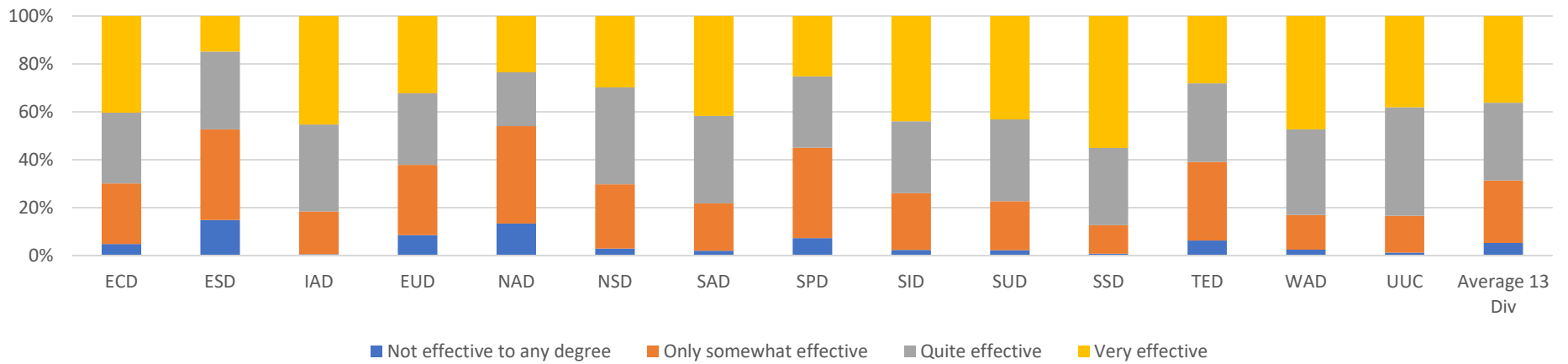


Figure 12.7 Social platforms such as Facebook and Twitter



### 13. Estimated Frequency of Preaching on Certain Topics by Church Pastor<sup>27</sup>

This section of the report focuses on Q67 of the Global Adventist Pastors’ Survey, which asked, “*In the last 12 months, approximately how many times have you preached on the following topics in your local church(s)?*” Participants were then provided with 25 topics (see Table 13.1 below for the list of topics labelled ‘a’ to ‘y’). This question invited survey participants (i.e., ministers) to estimate how frequently various topics had been preached by them in their local church(es) in the last 12 months.

The topics surveyed in Q67 tended to focus on topics that have high interest value to the Seventh-day Adventist church leadership and are indicative of frequency of *core Adventist teachings* being presented in local churches by the pastor.

#### 13.1 Most and Least Commonly Preached Topics

Table 13.1 lists the topics and the percentage of pastors who made that estimate. Frequency of preaching responses ranged from zero (0), 1–2, 3–4, or 5 or more (5+) times in the last 12 months. The 5 most common responses are highlighted green, and the 5 least common responses are highlighted red.

**Table 13.1**

*Total Frequency of “Q67 Sermon Topics” Preached in Local Church in Last 12 Months*

Preaching Topic	(% of participants)				
	0	1-2	3-4	≥ 5	n=
Q67a. The experience of salvation through Jesus	0.65%	11.00%	22.69%	65.66%	7065
Q67b. The life, death and resurrection of Jesus	1.13%	19.80%	32.65%	46.21%	7051
Q67c. The trinity	13.23%	38.68%	27.62%	19.43%	6992
Q67d. The Holy Spirit	4.94%	31.54%	29.74%	33.22%	7025
Q67e. The miracles or parables of Jesus	3.47%	27.20%	32.13%	36.80%	7037
Q67f. The Bible (e.g. inspiration, authority, etc.)	4.49%	28.76%	29.07%	37.44%	7048
Q67g. The Sabbath	4.64%	25.21%	29.55%	40.00%	7023
Q67h. The state of the dead	8.32%	31.73%	29.99%	28.99%	6997
Q67i. Paul’s letters	5.48%	29.99%	32.26%	31.44%	7006
Q67j. An Old Testament passage other than the book of Daniel	2.18%	23.31%	34.17%	39.90%	7034
Q67k. The prophecies of Daniel and/or Revelation	6.54%	29.51%	32.26%	31.08%	7022
Q67l. The sanctuary and 1844	15.71%	39.07%	26.88%	17.62%	7014
Q67m. The great controversy	5.96%	30.88%	32.54%	29.65%	6997
Q67n. The three angels’ messages	6.89%	26.04%	31.28%	35.13%	7019

<sup>27</sup> This section of the report was written by Neil R. Thompson.

**Table 13.1**

Total Frequency of “Q67 Sermon Topics” Preached in Local Church in Last 12 Months

Preaching Topic	(% of participants)				n=
	0	1-2	3-4	≥ 5	
Q67o. The second coming	1.57%	15.95%	27.06%	54.66%	7012
Q67p. Creation	9.47%	37.69%	28.03%	23.43%	6967
Q67q. The remnant	12.09%	33.96%	28.92%	23.58%	6962
Q67r. The gift of prophecy	13.72%	39.48%	27.33%	18.37%	6987
Q67s. Topics addressing local cultural beliefs and practices	19.00%	40.75%	23.98%	15.06%	6979
Q67t. Adventist education	25.49%	42.07%	19.46%	11.51%	6961
Q67u. The wholistic Adventist health message	16.42%	42.28%	24.56%	15.50%	6977
Q67v. Stewardship	5.70%	22.58%	27.12%	43.13%	6961
Q67w. Christian marriage	11.71%	33.38%	28.79%	24.57%	6955
Q67x. Lifestyle standards	8.66%	34.55%	30.97%	24.47%	6970
Q67y. Applying biblical principles to challenging cultural norms such as lying, cheating, and promiscuity	9.40%	33.83%	28.54%	26.81%	6964

Table 13.1 reveals that the 5 most frequently-preached sermon topics were (ranked in order):

1. Q67a *The Experience of Salvation Through Jesus*
2. Q67o *The Second Coming*
3. Q67b *The Life, Death, and Resurrection of Jesus*
4. Q67v *Stewardship*
5. Q67g *The Sabbath*

It might be observed that topics Q67o *The Second Coming* and Q67g *The Sabbath* with Q67a *The Experience of Salvation Through Jesus* are considered essential Adventist identity questions.<sup>28</sup>

Judged by the proportion of pastors who reported that they had preached zero times on the topic in the last 12 months, the 5 least-frequently-preached sermon topics were (ranked in order):

1. Q67t *Adventist Education*
2. Q67s *Topics Addressing Local Beliefs and Practices*

<sup>28</sup> B. W. Ball, “Towards an authentic Adventist identity,” in B. Schantz & R. Bruinsma (eds.), *Exploring the frontiers of faith: Festschrift in honour of Dr. Jan Paulsen* (Lüneburg: Advent-Verlag 2009), pp. 57–58.

3. Q67l *The Sanctuary and 1844*
4. Q67r *The Gift of Prophecy*
5. Q67c *The Trinity*

(These will be explored in more detail in the figures below.)

The list of least frequently-preached sermon topics raises questions. For example:

1. Of the possible preaching topics listed in Q67, the sermon topic that that the highest proportion of pastors have *not* preached in the last 12 months is “Adventist education” (Q67t). This observation cries out for explanation, especially given that the Seventh-day Adventist Church has the second-largest Christian education system in the world. There could be good reasons why the pastors have not be preaching about it. For example, the topic of Adventist Education may well be regularly covered by Education directors or school principals, and thus be already in the preaching calendar. But further inquiry to discover if this is the case may well be warranted.
2. What does it mean when a high proportion of pastors report that they have not preached on the topics, “The Gift of Prophecy” (Q67r) or “The Sanctuary and 1844” (Q67l) in the last 12 months? Are these topics being avoided altogether in their preaching ministry or are they being creatively covered in other ways? For example, are they being taught in Bible studies and evangelistic endeavors?
3. Given the rise of anti-trinitarianism throughout the world field, why is there not more rather than less preaching on “W67c The Trinity”?

Table 13.2 presents the sermon topics canvassed in Question 67, but this time (i) listed in order from most frequently preached to least frequently preached; (ii) color-coded, according to the following criteria:

1. Green is associated with preaching frequency of the topic of 5 or more times. Dark green is associated with high reported frequency of the topic being preached by the pastor.
2. Yellow represents a frequency of about once per quarter. This is the second most-frequent category.
3. Amber represents a sermon topic that is preached once or perhaps twice each year.
4. Red represents a topic that has not been preached in the last year.

**Table 13.2** Sermon topics ranked by frequency of presentation (color coded)<sup>29</sup>

	% Area of graph by color		
	% Red	% Amber	% Green
Q67a. The experience of salvation through Jesus	1%	12%	87%
Q67b. The life, death and resurrection of Jesus	1%	21%	77%
Q67o. The second coming	3%	21%	76%
Q67j. An Old Testament passage other than the book of Daniel	3%	26%	71%
Q67e. The miracles or parables of Jesus	5%	27%	68%
Q67i. Paul's letters	7%	30%	63%
Q67g. The Sabbath	8%	30%	62%
Q67n. The three angels' messages <sup>30</sup>	11%	28%	62%
Q67f. The Bible (e.g., inspiration, authority, etc.)	8%	32%	59%
Q67k. The prophecies of Daniel and/or Revelation	11%	32%	58%
Q67m. The great controversy	9%	34%	57%
Q67d. The Holy Spirit	8%	36%	56%
Q67v. Stewardship	12%	33%	55%
Q67x. Lifestyle standards	13%	36%	51%
Q67y. Applying biblical principles to challenging cultural norms	13%	36%	51%
Q67h. The state of the dead	15%	36%	49%
Q67p. Creation	14%	40%	46%
Q67q. The remnant	20%	35%	45%
Q67w. Christian marriage	20%	35%	45%
Q67c. The trinity	20%	40%	40%
Q67l. The sanctuary and 1844	22%	39%	39%
Q67r. The gift of prophecy	21%	40%	39%
Q67s. Topics addressing local cultural beliefs and practices	23%	41%	36%
Q67u. The wholistic Adventist health message	23%	41%	36%
Q67t. Adventist education	33%	39%	28%

<sup>29</sup> Green includes both shades of green on the crosstabulation graphs. Formula for calculating % color = (sum all same color) / (total sum all color)

<sup>30</sup> Shown as yellow because this topic could fit in either the green zone or the amber zone.

### 13.2 Analysis of Division-level responses

Division-level data for the items associated with Question 67 are presented in Tables A-13.1 through A-13.25 in Appendix A (note that the column labelled “Total” provides the average of the percentages for the 13 Division and 1 attached Union). These tables show interesting variations between the topics, but a generalized pattern may be observed across them and in any graphical representation of the data. Figures 13.1 through 13.8 illustrate in graphic form the pattern by showing the frequency of preaching on the topics: the experience of salvation through Jesus (q67a), the second coming (q67o), the miracles or parables of Jesus (q67e), the Sabbath (Q67g), the prophecies of Daniel and/or Revelation (q67k), the great controversy (q67m), the Trinity (q67c), the sanctuary and 1844 (q67l), and Adventist education (Q67t). These range from frequently-preached topics through to less-frequently-preached topics.

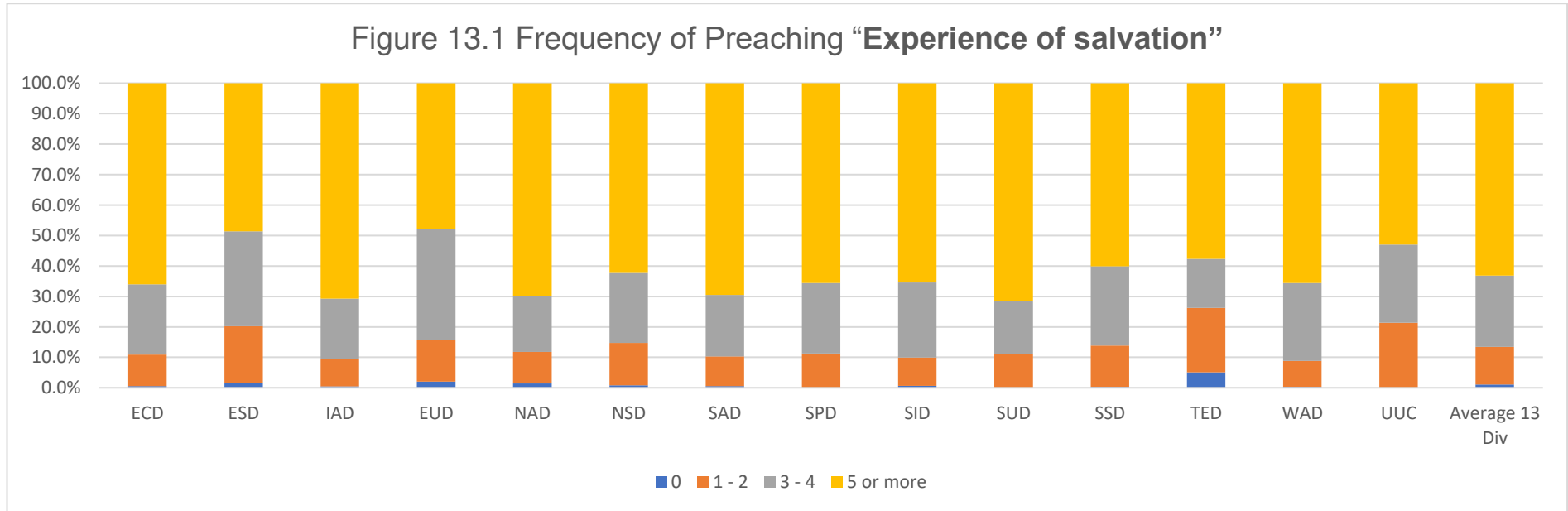


Figure 13.2 Frequency of Preaching on “The second coming”

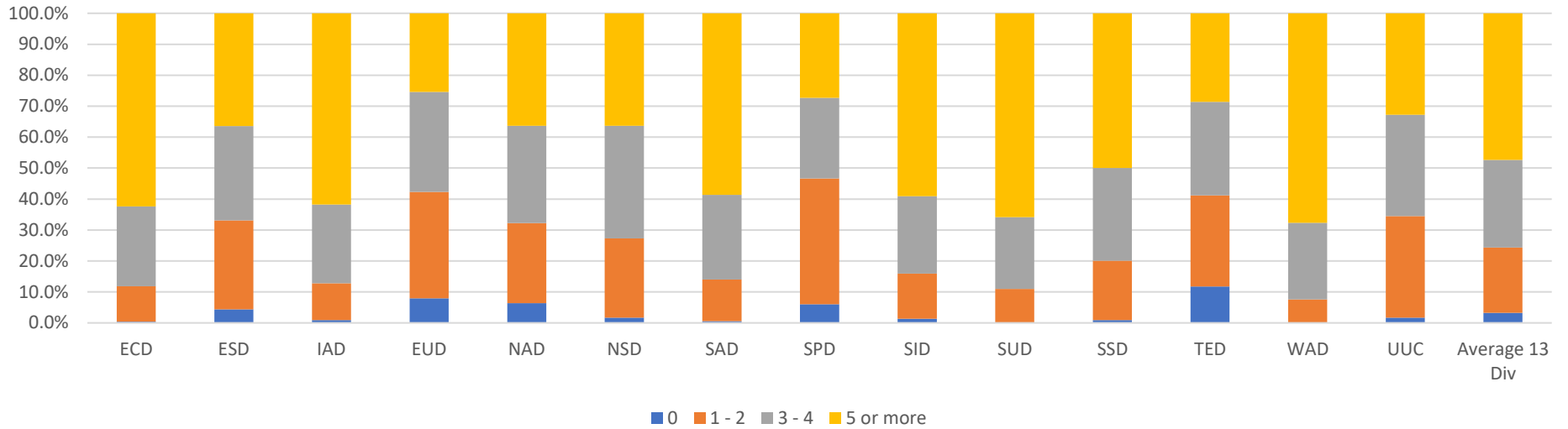


Figure 13.3 Frequency of Preaching on “The miracles or parables of Jesus”

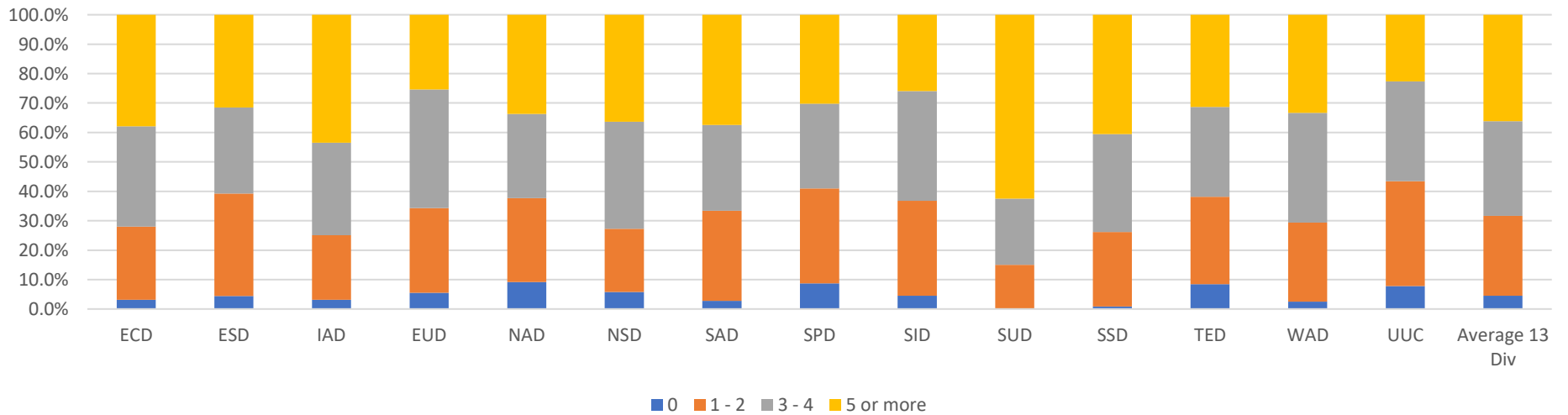


Figure 13.4 Frequency of Preaching on “The Sabbath”

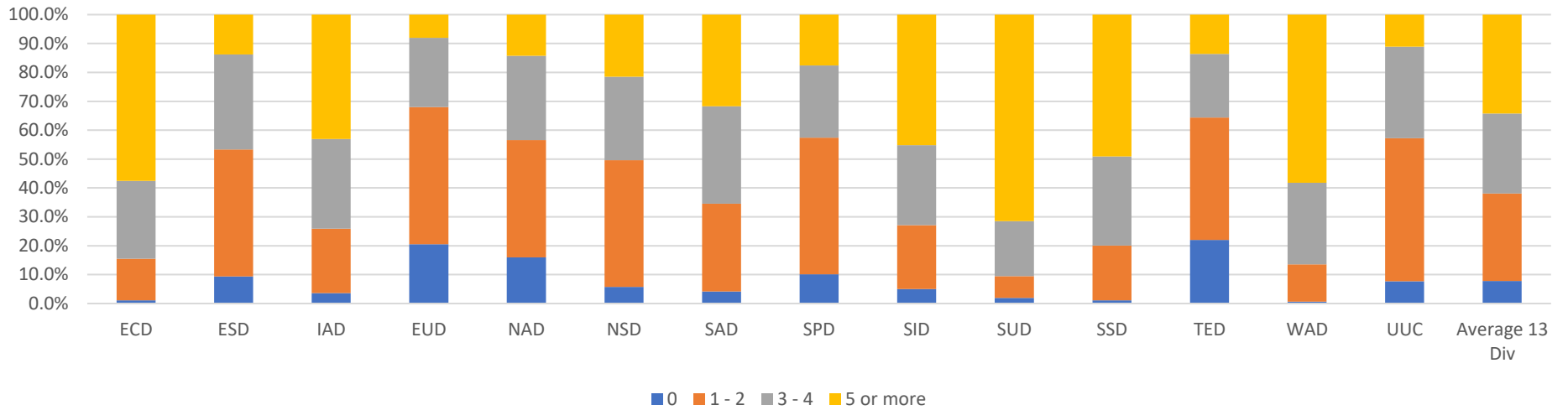


Figure 13.5 Frequency of Preaching on “The prophecies of Daniel and Revelation”

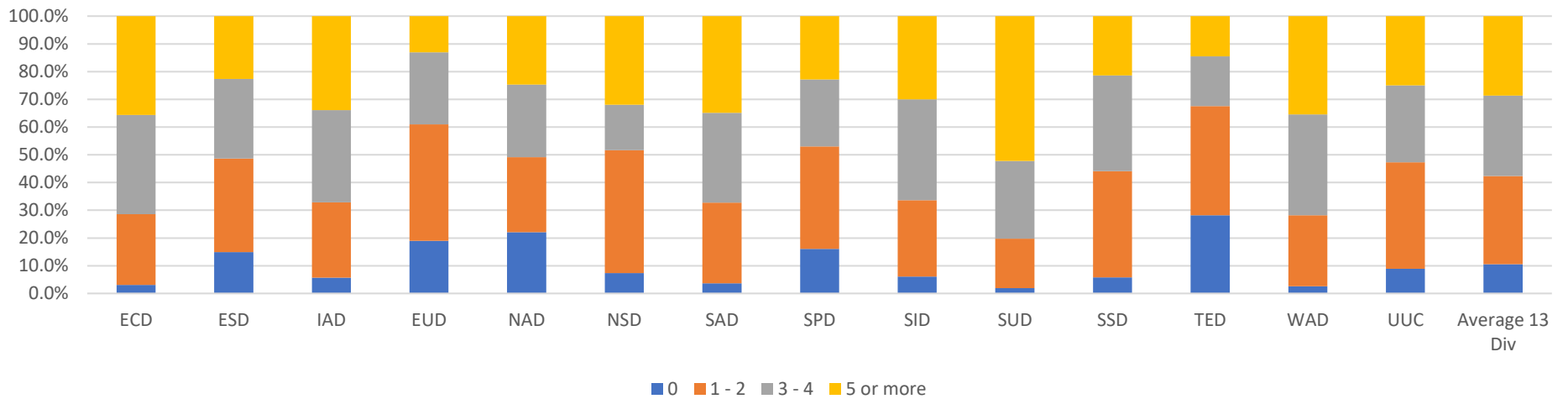




Figure 13.6 Frequency of preaching on “The Great Controversy”

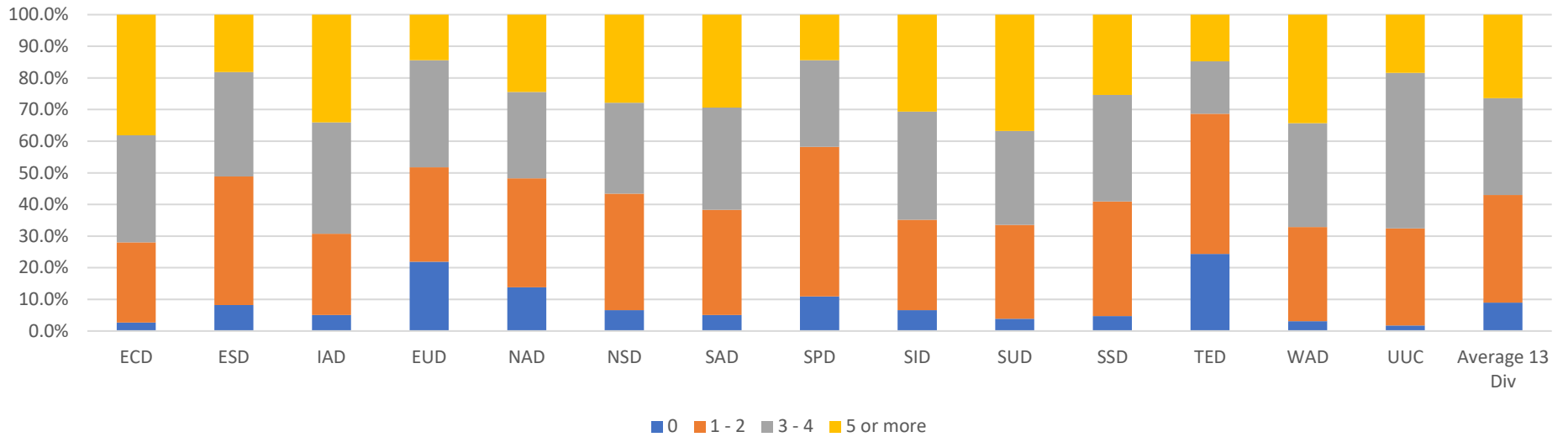


Figure 13.7 Frequency of Preaching on “The Trinity”

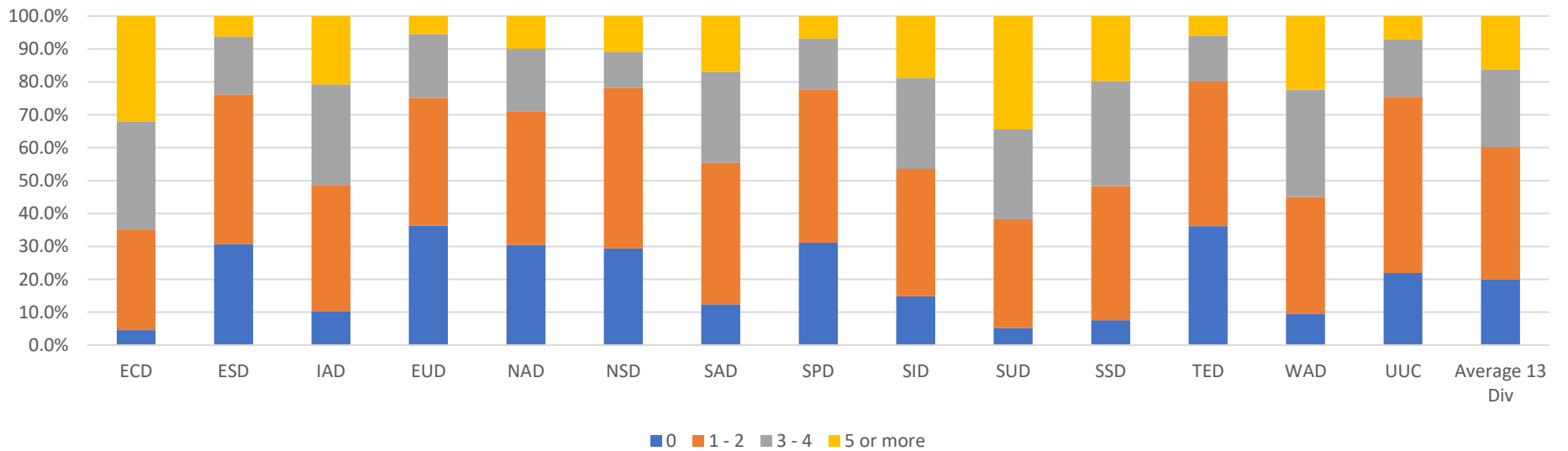


Figure 13.8 Frequency of preaching on “The sanctuary and 1844”

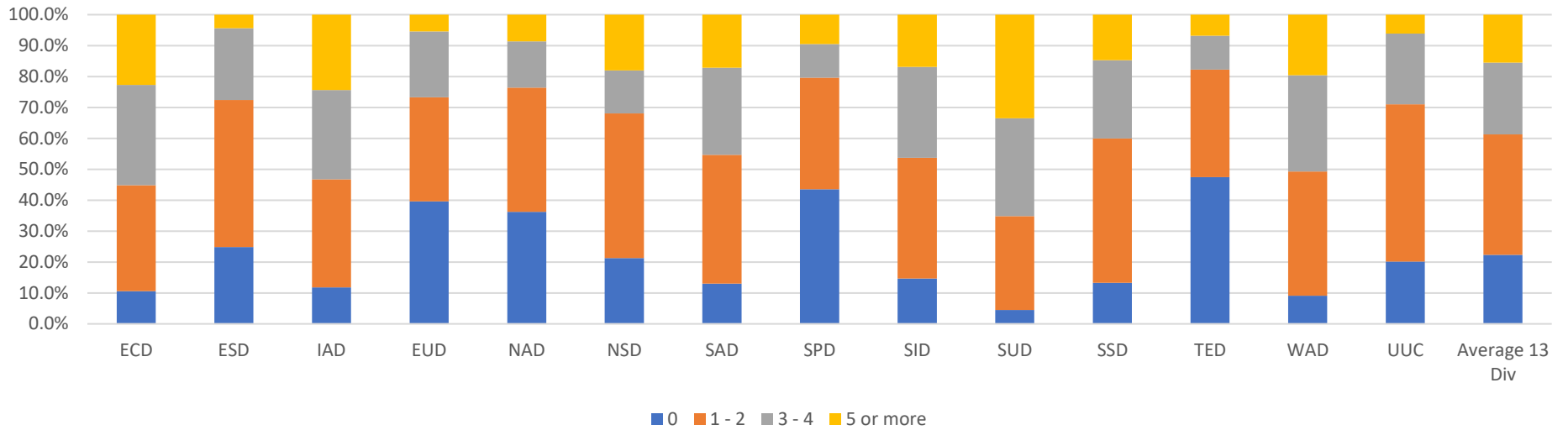
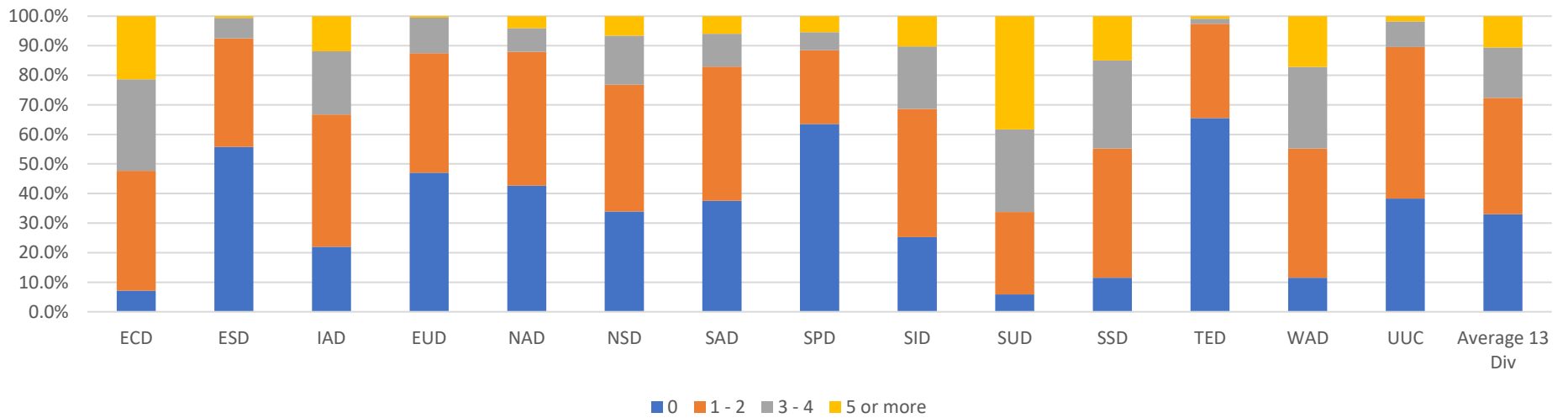


Figure 13.9 Frequency of preaching on “Adventist education”



Comparing the patterns of preaching found in the 13 Divisions and 1 attached Union that are reported in Figures 13.1 to 13.8; and Tables A-13.1 through A-13.5 reveals a highly complex interacting and shifting set of relationships. Yet there is one set of relationships that does stand out. The pattern of preaching found in those Divisions located in the most affluent parts of the world and which have experienced the greatest impact of secular and post-modern culture (i.e. the NAD, SPD<sup>31</sup> and TED), is quite different from most other Divisions. One might also observe that there are similarities between the three African Divisions (ECD, SID, WAD), and the two Divisions with a language base that is largely either Spanish or Portuguese (the IAD and SAD), when compared to the rest of the Divisions. Explanations of these differences lie readily to hand. One can see a wide variety of influences that may lie behind some of these differences: differences in cultural backgrounds, in the Church's development over time in a given Division, differences in financial resources which will influence the level of education available to ministers and such resources as personal library collections, differences in growth opportunities by the Adventist Church, etc.

All this being said about the variations between the Divisions and attached Unions, one should not overlook the fact that there is great similarity between the topics chosen for preaching in the 13 Divisions of the Seventh-day Adventist Church. Taken together, this particular mix of topics differentiates the preaching found in Adventist Churches across the globe and all other Christian denominations.

---

<sup>31</sup> It should, perhaps, be noted that in both membership and number of pastors, the largest Union in the SPD is the Papua New Guinea Union Mission, which has a very different economic and cultural environment from that of the Australian Union Conference. Illness of key personnel as well as challenges of internet access has meant that AUC pastors are over-represented in the survey sample, and the PNGUM much under-represented. Thus it is appropriate to include the SPD results as coming from a culture much impacted by a secular and post-modern culture.

## 14. What should the SDA Church be doing?<sup>32</sup>

### 14.1 Goals of Church

Question 75 focused on the activities that the church should be doing. Participants were provided the following instructions: “Many suggestions are made about things that the Seventh-day Adventist Church should be doing, and some of them are listed in the following table. Please rate what you think the wider Seventh-day Adventist Church should be doing.” They were provided with the following options: 1. Should NOT be a purpose or goal of the Church; 2. I feel neutral about this as a purpose or goal of the Church; 3. An important purpose / goal of the Church, but not one of the top two; 4. One of top two or three purposes / goals of the Church (use this in only 2 or 3 answers).

Three goals emerged as the clear leaders for those which should be considered the top goals: “Lead people to accept Jesus as their personal saviour” (71.8%), “Prepare people for the soon return of Jesus” (67.4%), and “Share the message and teaching of Jesus with the World” (66.5%). These eclipsed any specific denominational teaching and persuading people to join the church. Table 15.1 presents a full list of goals ranked by the percentage of respondents who considered that goal should be in the top two or three goals of the church. It is interesting to note that activities associated with meeting people’s needs and moving head-knowledge to transformed life (e.g. ethical living) score the lowest, with goals such as promoting Adventist education and providing meaningful worship services ranking considerably higher.

**Table 14.1** *Ranking of Activities that the Church Should be Doing Q75. (n=6426)*

Activity	Number	Should be One of the Top Two or Three Purposes/Goals of the Church
Lead people to accept Jesus as their personal Saviour	4614	71.8%
Prepare People for the soon return of Jesus	4307	67.4%
Share the message and teachings of Jesus with the world	4254	66.5%
Disciple followers of Jesus	3434	54.8%
Teach a biblical viewpoint	3057	48.7%
Provide a meaningful worship service	2385	37.4%
Increase numbers who attend church on a regular basis	2260	36.0%
Persuade People to Join the Church through baptism	2043	33.3%
Promote wholistic healthy living	1793	29.1%
Promote Adventist education for children and youth	1791	28.7%
Convince people of the teaching of the church	1504	24.5%
Reduce poverty, disease and ignorance	1106	17.7%
Teach an ethical viewpoint	988	16.0%
Advocate for Justice in society	973	15.9%

<sup>32</sup> This section of the report was written by Wendy A. Jackson.

These top three goals were mirrored across most Divisions as may be seen in Table 14.2. Pastors from the NAD, SPD, the European Divisions (EUD, ESD, TED) and NSD were more likely to consider meaningful worship service as among the top three goals than increasing the numbers who attend church on a regular basis and were also more likely to rank convincing people of the teaching of the church as the lowest priority.

**Table 14.2**

*Crosstabulation of Q75 Should be one of the top two or three purposes / goals of the Church and Q22 . . . which Division of the Seventh-day Adventist Church*

Goal	ECD	ESD	IAD	EUD	NAD	NSD	SAD	SPD	SID	SUD	SSD	TED	WAD	UUC	TOTAL	Number
Meaningful worship service	40.6%	55.7%	31.4%	31.5%	34.2%	53.5%	35.4%	31.5%	40.3%	16.9%	41.4%	26.2%	43.3%	40.7%	37.4%	2385
Increase attendance	41.1%	27.5%	36.1%	15.6%	19.1%	25.7%	36.6%	18.5%	42.5%	20.0%	41.6%	10.7%	49.7%	25.2%	36.0%	2260
Reduce poverty etc	26.7%	3.7%	14.0%	8.9%	12.0%	8.9%	10.8%	19.0%	26.3%	15.1%	21.3%	13.5%	32.0%	2.9%	17.7%	1106
Teach an ethical viewpoint	23.5%	9.3%	12.5%	9.6%	8.0%	14.1%	12.3%	6.6%	21.2%	13.5%	18.9%	9.7%	25.4%	6.8%	16.0%	988
Teach a biblical viewpoint	46.9%	61.7%	45.5%	34.1%	45.4%	39.0%	49.8%	46.5%	56.7%	21.7%	51.4%	34.3%	59.6%	53.3%	48.7%	3057
Share Jesus with the world	56.0%	84.6%	70.4%	65.4%	80.1%	72.0%	72.1%	74.0%	66.4%	20.5%	61.4%	74.3%	64.8%	74.3%	66.5%	4254
Promote Adventist education	37.7%	23.1%	26.8%	20.9%	13.9%	39.4%	21.9%	13.6%	38.3%	19.6%	36.9%	10.6%	39.7%	18.1%	28.7%	1791
Lead people to Jesus	60.0%	90.8%	73.9%	82.9%	85.7%	80.0%	79.7%	80.6%	71.4%	20.7%	63.6%	78.9%	66.4%	84.5%	71.8%	4614
Convince of SDA Doctrine	32.7%	20.9%	20.1%	6.7%	9.0%	34.3%	21.0%	12.3%	27.5%	16.0%	36.3%	3.9%	33.3%	14.9%	24.5%	1504
Prepare people for 2nd Coming	59.5%	73.7%	70.7%	57.9%	65.6%	74.8%	76.6%	64.1%	68.1%	20.8%	63.4%	56.4%	69.7%	76.9%	67.4%	4307
Persuade to join the church	39.1%	36.7%	33.9%	10.4%	17.6%	36.0%	36.0%	13.6%	34.4%	16.8%	37.6%	10.7%	38.4%	23.5%	33.3%	2043
Promote healthy living	37.1%	22.2%	24.2%	7.6%	17.0%	25.5%	25.5%	22.2%	39.4%	14.3%	37.1%	13.2%	43.2%	12.4%	29.1%	1793
Advocate for justice	25.0%	2.6%	12.0%	9.9%	14.6%	16.0%	7.2%	10.5%	22.9%	10.9%	24.7%	11.7%	26.4%	6.7%	15.9%	973
Disciple followers of Jesus	47.1%	48.1%	59.7%	55.4%	62.7%	61.7%	59.8%	70.1%	52.4%	17.5%	56.1%	45.4%	52.7%	47.2%	54.8%	3434

Surprisingly, when asked if any of the listed purposes should not be a goal of the church, a significant number indicated that it was not the role of the church to advocate for justice (16.4%). The strongest responses came from the SAD where more than a third (34.8%) considered it should not be a goal of the church, and the ESD where more than a quarter (26.3%) rejected it as goal. These Divisions also had a strong negative response to the church being involved with reducing poverty, disease, and ignorance (17%, and 23% respectively). Other activities that at least 10% of pastors considered should not be a goal of the church were teaching an ethical viewpoint (10.3%) and convincing people of the teachings of the church (10.2%). Variations can be seen in Table 14.3.

**Table 14.3**

*Crosstabulation of Q75 Should NOT be a purposes or goal of the Church and Q22 . . . which Division of the Seventh-day Adventist Church*

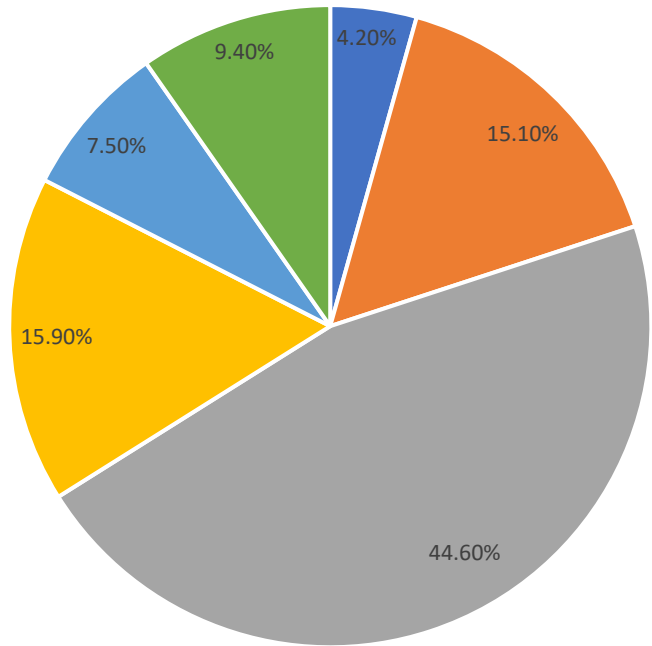
Goal	ECD	ESD	IAD	EUD	NAD	NSD	SAD	SPD	SID	SUD	SSD	TED	WAD	UUC	TOTAL	Number
Meaningful worship service	4.2%	0.6%	6.3%	1.7%	2.5%	2.8%	3.5%	3.1%	2.1%	6.6%	1.6%	0.9%	4.4%	0.9%	3.6%	228
Increase attendance	3.9%	4.4%	5.2%	6.7%	8.0%	7.9%	3.4%	9.7%	3.5%	7.3%	0.9%	4.9%	3.5%	1.9%	4.1%	258
Reduce poverty etc	6.4%	23.0%	16.1%	6.7%	8.9%	8.9%	17.0%	5.6%	8.1%	5.5%	3.3%	5.8%	5.9%	17.3%	10.7%	671
Teach an ethical viewpoint	9.0%	9.9%	14.2%	7.9%	10.6%	5.1%	13.7%	9.9%	9.9%	7.4%	4.6%	6.8%	7.6%	9.7%	10.3%	639
Teach a biblical viewpoint	1.8%	1.2%	3.2%		1.0%	1.0%	2.2%	0.8%	1.3%	3.3%	0.4%		1.5%		1.7%	108
Share Jesus with the world	0.5%	1.1%	0.3%		0.3%	0.9%	0.6%	0.8%	0.8%	2.7%	0.3%	0.9%	0.5%		0.6%	36
Promote Adventist education	0.7%	1.3%	1.4%	3.3%	2.5%	1.0%	2.7%	4.8%	1.9%	2.7%	0.7%	5.8%	1.6%		1.8%	114
Lead people to Jesus	0.5%	1.2%	0.5%	0.5%	0.3%	0.9%	0.6%	0.7%	0.8%	3.4%	0.4%		0.9%		0.6%	40
Convince of SDA Doctrine	6.0%	4.4%	14.7%	16.8%	18.9%	4.0%	13.6%	9.0%	9.0%	8.3%	1.2%	19.6%	7.3%	12.9%	10.2%	625
Prepare people for 2nd Coming	0.5%	1.2%	0.2%	1.1%	0.6%	0.9%	0.7%	0.8%	0.5%	4.2%	0.3%		0.5%		0.6%	39
Persuade to join the church	4.2%	2.5%	7.9%	11.0%	8.3%	3.0%	6.8%	9.6%	9.3%	8.4%	3.2%	11.7%	7.4%	2.0%	6.4%	395
Promote healthy living	1.3%	1.9%	3.2%	2.7%	1.6%	2.9%	1.5%	4.8%	0.8%	3.6%	0.5%	2.8%	1.1%	1.9%	1.7%	107
Advocate for justice	7.3%	26.3%	19.3%	13.8%	12.7%	10.0%	34.8%	7.3%	8.8%	11.7%	1.8%	6.8%	6.3%	17.3%	16.4%	1000
Disciple followers of Jesus	2.0%	1.9%	0.9%	3.2%	0.6%	0.9%	1.1%	0.7%	1.1%	4.9%	0.6%		1.5%		1.3%	81

## 14.2 Relationship of Local Church to Corporate Church

Pastors find themselves in a position where they need to make plans for the local church but also work with plans from other administrative levels of church. Q78 asked how their planning for the local church related to that of the corporate church (see Figure 14.1)

Overall, nearly half of the pastors who answered this question noted that “Our church works within the Conference / Field / Mission plans and implements the plans which suit our context” (44.6%). The next highest responses were “We wait for the Conference / Field / Mission plans before we make our local church plan” (15.9%) and “Our church implements its own plans but joins some activities of the Conference / Field / Mission if they align with the church’s plans” (15.1%), both of which scored similarly. Less than 10% of respondents noted that the plans and programs of the General Conference were important for their local church (9.4%) or that their church “implements its own plans irrespective of the plans of the local Conference / Field / Mission (4.2%).”

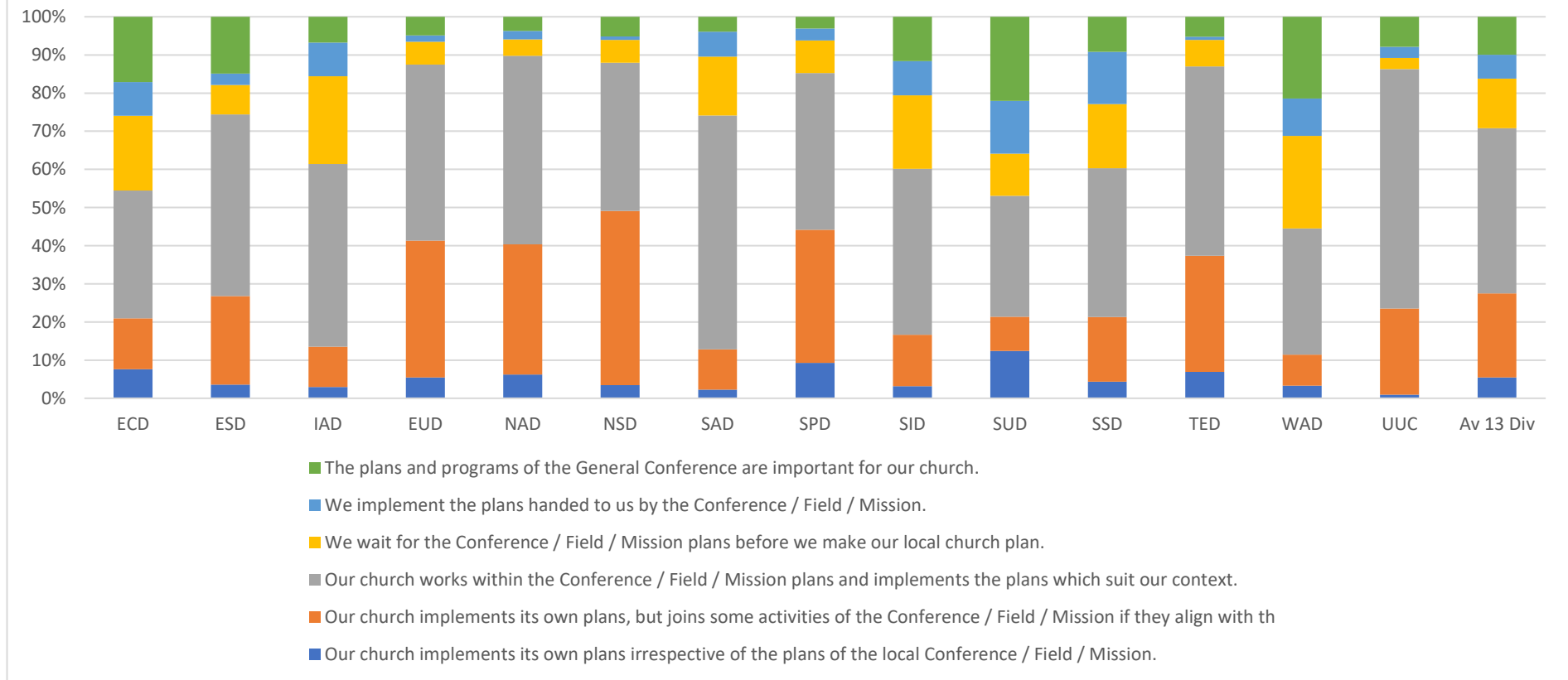
Figure 14.1 Q78 The Relationship of the Local Church with the Corporate Church  
(World Totals n=6,524)



- Our church implements its own plans irrespective of the plans of the local Conference / Field / Mission.
- Our church implements its own plans, but joins some activities of the Conference / Field / Mission if they align with th
- Our church works within the Conference / Field / Mission plans and implements the plans which suit our context.
- We wait for the Conference / Field / Mission plans before we make our local church plan.
- We implement the plans handed to us by the Conference / Field / Mission.
- The plans and programs of the General Conference are important for our church.

A breakdown by Division is shown in Figure 14.2. A majority of respondents in each Division indicated that their church works within the Conference / Field / Mission plans and implements the plans which suit their context, except in the North Asia Pacific Division (NSD), where a majority indicated that they join activities of the corporate church but only if they align with the church's plans. The plans and programs of the General Conference are considered of little importance to the local church in the IAD, EUD, NAD, SAD, SPD, SSD, and TED. In contrast, pastors in Africa, the Inter-American and South American Divisions and parts of Asia (SSD, ESD and NSD) rarely implemented plans independently of other levels of the corporate church.

Figure 14.2 Q78 Relationship of the Local Church with the Corporate Church by Division

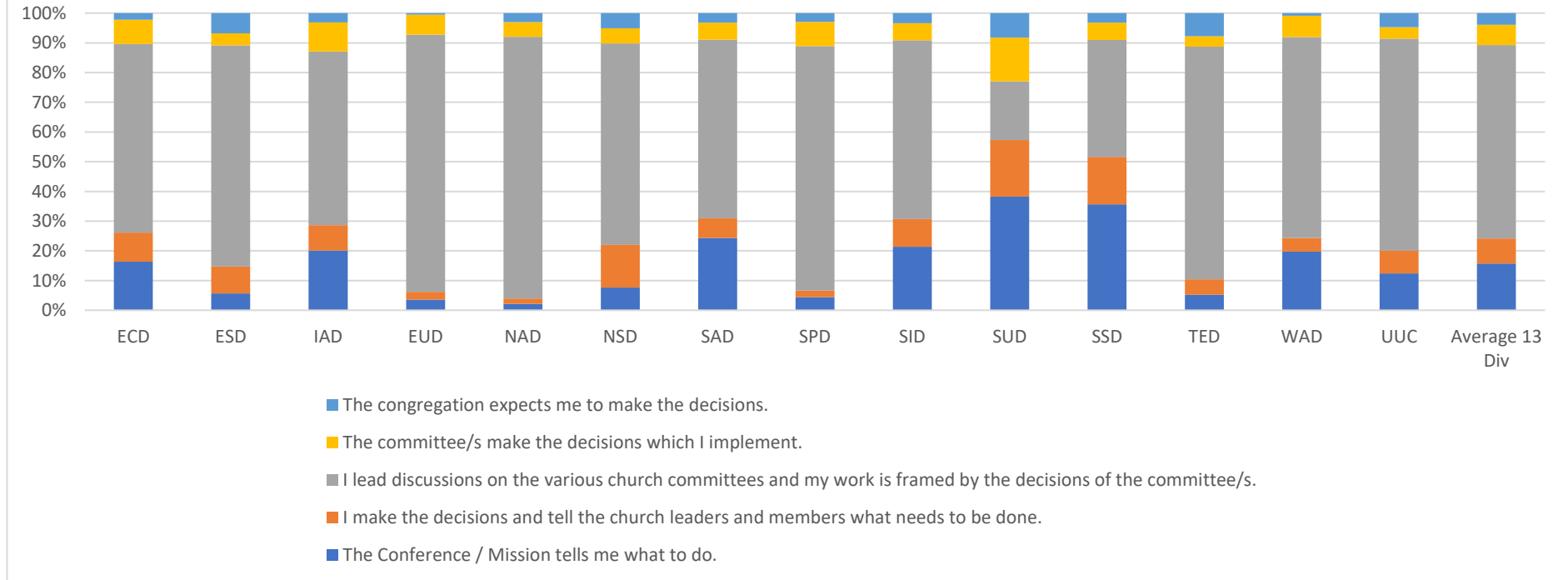




### 14.3 Pastors' Role in Decision-Making

Pastors were also asked about their role in making decisions (Q79). Overall, almost two-thirds of respondents described their role in decision-making as one in which they “lead discussions on the various church committees” and that their “work is framed by the decisions of the committee/s.” The second-highest overall response was that the Conference or Mission told pastors what to do. When considered by Division (see Figure 14.3), a majority of pastors in all but one Division claimed that they lead the discussion on church committees and their work is framed by these decisions. The exception was the Southern Asian Division (SUD) where a majority noted that the Conference or Mission told them what to do. Nevertheless, a high proportion of pastors from the SSD also noted that they were told what to do by their Conference or Mission.

Figure 14.3 Which of the following is the best description of your role as a pastor in decision making?



#### 14.4 Open-ended Responses to Question, “What is the Mission of the Seventh-day Adventist Church?”

In question 74, pastors were given an opportunity to reflect on the mission of the Seventh-day Adventist Church in their own words. The full set of responses is available in Appendix C. Table 14.4 provides a selection of responses, chosen as representative of the wider set of responses.

**Table 14.4**

*Sample responses from the open ended question “If I were asked, “What is the mission of the Seventh-day Adventist Church?”*

<b>East-Central Africa Division (ECD)</b>	<b>English (translated from French original)</b>	<b>French original</b>
	<p>The mission is to spread the 3 angels’ messages.</p> <p>Evangelise the world.</p> <p>Make Disciples of all nations.</p> <p>Winning Souls.</p> <p>Prepare the world for the second coming of Jesus.</p> <p>Calling others to receive Jesus as their personal saviour.</p> <p><b>English original</b></p> <p>To proclaim good news about Jesus. His accomplishments on our salvation and his prepare people for His soon coming.</p> <p>To preach good news in accordance with three angels’ message to the nation.....</p> <p>To proclaim the third angel’s message and the coming soon of Jesus Christ the messiah</p> <p>Calling all to be Jesus disciples</p> <p>To make all nations disciples of Jesus Christ</p> <p>1. To preach 3 angel’s message to all nations</p>	<p>Cette mission est de propager le message des 3 Anges,</p> <p>Évangéliser le monde entier</p> <p>Faire des toutes les nations des disciples</p> <p>Gagner les âmes</p> <p>Préparer le monde au Second avènement de Jésus</p> <p>Appeler les autres à recevoir Jésus comme leur sauveur personnel.</p>
<b>Euro-Asia Division (ESD)</b>	<p><b>English (translated from Russian / Ukrainian original)</b></p> <p>Preaching the three angels’ message, baptising people who accepted Christ as a personal saviour, preparing the world for the 2nd coming.</p> <p>Show people the true God in deeds, words and in life.</p> <p>To tell about the love of Christ. And prepare the people for His coming.</p> <p>To proclaim the message of Revelation 14:6-12.</p> <p>To preach to the people about Jesus Christ and His soon return.</p>	<p><b>Russian / Ukrainian original</b></p> <p>Проповедь трёх ангельской вести, крещение людей, принявших Христа как личного спасителя, подготовка мира ко 2 пришествию</p> <p>Показать людям истинного Бога в делах, словах и в жизни</p> <p>Рассказать о любви Христа. И подготовить людей к Его пришествию</p> <p>Возвещать весть из Откровения 14:6-12</p> <p>Проповедовать людям Иисуса Христа и Его скорое возвращение</p>
<b>Inter-America Division (IAD)</b>	<p><b>English (translated from Spanish original)</b></p> <p>Preach and baptise.</p> <p>Preach and teach.</p> <p>Save souls.</p> <p>Make disciples.</p>	<p><b>Spanish original</b></p> <p>Predicar el evangelio y bautizarlas</p> <p>1. predicar; 2. Enseñar</p> <p>Salvar almas</p> <p>Hacer discipulos</p>

	<p>Preach, baptise and teach. Preach about Jesus.</p>	<p>Ir predicar, bautizar y enseñar Predicar de Jesús</p>
<p><b>Inter-European Division (EUD)</b></p>	<p><b>English (translated from German original)</b> Living or demonstrating faith in life. Inviting people to Jesus, preaching the threefold angelic message in an understandable and relevant Christocentric way, strengthening hope in the coming of Jesus, building the kingdom of God, doing good... The mission is to develop the love between God and man and the love for one another in such a way that society from outside recognizes God's love in it. All Adventist teachings fall under this supreme commandment and come into focus as we get to know the church through conversation. Leading people into a living relationship with Christ, who in turn lead other people into a living relationship with Christ. No response. To bring people into contact with God through my way of life or to convey an image of God that comes very close to the biblical one. To convey the true character of God to people and thereby make them ready to accept him.</p>	<p><b>German original</b> Ermutigend den Glauben vorleben. Zu Jesus einladen, die dreifache Engelsbotschaft verständlich und relevant christozentrisch predigen, Hoffnung auf das Kommen Jesu stärken, das Reich Gottes bauen, Gutes tun... Die Mission besteht darin, die Liebe zwischen Gott und Mensch sowie die Liebe miteinander so zu entfalten, dass die Gesellschaft von außen Gottes Liebe darin erkennt. Alle adventistischen Lehren fallen unter dieses oberste Gebot und kommen im Kennenlernen der Gemeinde durch Gespräche in den Fokus. Menschen in eine lebendige Beziehung zu Christus zu führen, die wiederum andere Menschen in eine lebendige Beziehung mit Christus führen. Keine Antwort Menschen durch meine Art und Weise des Lebens und Umgangs, sie mit Gott in Kontakt zu bringen bzw. das vermitteln eines Gottesbildes, dass dem biblischen ganz nahe kommt. Den Menschen den wahren Charakter Gottes zu vermitteln und sie dadurch bereit machen ihn anzunehmen.</p>
<p><b>North American Division (NAD)</b></p>	<p><b>English original</b> Share Jesus gospel through love Hope and Wholeness Help people know &amp; love, &amp; follow Jesus Prepare for the coming of Jesus. To make disciple-making disciples. Make passionate disciples of Jesus who are excited about sharing the gospel in their communities.</p>	

<p><b>Northern Asia-Pacific Division (NSD)</b></p>	<p><b>English (translated from Korean original)</b></p> <p>The three angels' messages are to be preached to the ends of the earth.</p> <p>Preparing for the Second Coming of Jesus.</p> <p>We are the light and salt of this age.</p> <p>It is crucial for us to extend our kindness and demonstrate the genuine love of Jesus by serving as good neighbors to those in our vicinity, thereby spreading the message of redemption.</p> <p>In the final days, it is our responsibility to exemplify the standards set by God's people and serve as a guiding compass for others.</p> <p>Through the observance of the Sabbath, we can strive to renew and revitalize people's faith in a comprehensive manner.</p>	<p><b>Korean original</b></p> <p>세천사의 기별을 땅 끝까지 전파</p> <p>재림을 준비한다</p> <p>이 시대의 빛과 소금이다.</p> <p>좋은 이웃이 되어 예수님의 구속의 참 사랑을 섬김의 봉사로 나눔</p> <p>마지막때의 하나님 백성의 표준, 나침반역할</p> <p>안식일을 통한 사람들의 전인적 신앙을 회복 시키는 것.</p>
<p><b>South American Division (SAD)</b></p>	<p><b>English (translated from Portuguese original)</b></p> <p>Taking the gospel to the world.</p> <p>Getting the people (congregation) ready to encounter Jesus.</p> <p>The preaching of the gospel to every creature. Present Jesus in all your activities.</p> <p>Baptize many and disciple all.</p> <p>Preach the Gospel, prepare a people for the return of Jesus.</p> <p>Restore God's truth thrown to the ground by the little horn presented in Daniel 7.</p> <p><b>English (translated from Spanish original)</b></p> <p>To preach salvation through Christ Jesus. To prepare our brothers and sisters for the encounter with their saviour.</p> <p>To preach the gospel.</p> <p>To make disciples.</p> <p>Prepare a people for the encounter with Jesus.</p> <p>To preach the 3 angel's messages.</p> <p>To preach, teach and heal.</p>	<p><b>Portuguese original</b></p> <p>Levar as Mensagens Angélicas ao Mundo.</p> <p>Preparar um povo para encontrar com Jesus!</p> <p>A pregação do evangelho à toda criatura. Apresentar Jesus em todas as suas atividades.</p> <p>Batizar muitos e discipular todos</p> <p>Pregar o evangelho Preparar um povo para a volta de Jesus</p> <p>Restaurar a verdade de Deus jogada por terra pelo chifre pequeno apresentado em Daniel 7.</p> <p><b>Spanish original</b></p> <p>Predicar la Salvación en Cristo Jesús. Preparar a los hombres para el encuentro con su Salvador.</p> <p>Predicar el evangelio</p> <p>hacer discípulos</p> <p>Preparar un pueblo para el encuentro con Jesús</p> <p>Predicar el mensaje de los 3 ángeles</p> <p>Predica, enseña y sana</p>

<p><b>South Pacific Division (SPD)</b></p>	<p><b>English original</b>          To grow disciples and to lead others into a relationship with Jesus and his people.          To share the gospel of Jesus with others and prepare them for his soon return.          Go, preach and teach          To prepare a people for the return of Jesus          Make disciples &amp; create a disciple-making movement          Tell the story of Jesus and His love for the world. This world is not our home, Jesus is going to make it all right.</p>	
<p><b>Southern Africa-Indian Ocean (SID)</b></p>	<p><b>English (translated from Portuguese original)</b>          Participate in the mission of Jesus.          Saving people spiritually so they may be with Jesus in heaven.          Care for all the members and involve them in the mission.          Announce Christ to the world.          The mission of the church is to save souls, our mission is to serve.          To be an instrument, according to the divine purpose, for the salvation of souls.</p> <p><b>English original</b>          Preach the everlasting gospel message to the World and preparing the people for the coming of Jesus Christ.          Lift up Jesus and tell the world          Preach the third angels message found in revelation 14:6 -9 to all people, tongues, tribes and all nations          To preach the gospel of Christ to all nations tongues and tribe to accept Christ and prepare for His soon coming.          Preach the Advent message to all nations.          To proclaim good news</p>	<p><b>Portuguese original</b>          Participar da missão de Deus          Preparar o povo para estar com Jesus nos céus.          Cuidar de todos os membros e envolvê-los na missão          Anunciar Cristo ao mundo          A Missão da Igreja é salvar almas. A sua Missão é Servir          Ser instrumento, segundo o propósito divino, para salvação de almas</p>
<p><b>Southern Asia Division (SUD)</b></p>	<p><b>English original</b>          Proclaiming the word of God; Three Angels Messages          1) To proclaim the everlasting Gospel; 2) embrace three Angels Message; 3 )Prepare the world for the Second Coming of Jesus Christ!          Tell the world about three angel s messages.          The mission was to reach the unreached people and; to inform about the Three Angels message and second coming of Jesus Christ.          To share the good news of gospel and to prepare for Jesus return.          To preach the true gospel of salvation to the world.</p>	

<p><b>Southern Asia-Pacific Division (SSD)</b></p>	<p><b>English (translated from Indonesian original)</b></p> <p>To prepare the members for the second coming of Jesus.</p> <p>The Three Angels Message.</p> <p>Preparing the people to enter the Kingdom of God.</p> <p>Saving the lost soul.</p> <p>Restoring God's lost character.</p> <p>Supporting Worldwide Church's (GC) through "I will Go" program.</p> <p><b>English original</b></p> <p>To preach and make discipleship.</p> <p>Make disciples of Jesus Christ who live as His loving witnesses and proclaim to all people the everlasting gospel of the Three Angels' Messages in preparation of His soon return</p> <p>Prepare a people for the soon coming of Jesus</p> <p>To save the loss soul through Christ.</p> <p>Proclaim the everlasting gospel</p> <p>Make disciples of Jesus Christ who live as His loving witnesses and proclaim to all people the everlasting gospel of the Three Angels' Messages in preparation for His soon return (Matt 28:18-20, Acts 1:8, Rev 14:6-12).</p>	<p><b>Indonesian original</b></p> <p>Mempersiapkan umat Tuhan menyambut Kedatangan Yesus kedua kali</p> <p>Pekabaran tiga Malaikat</p> <p>Mempersiapkan umat untuk kerajaan sorga</p> <p>Menyelamatkan jiwa</p> <p>Mengembalikan karakter Allah yang hilang</p> <p>Menyokong program gereja Advent sedunia melalui program "I Will Go"</p>
<p><b>Trans-European Division (TED)</b></p>	<p><b>English (translated from Polish original)</b></p> <p>Help people know the Lord Jesus and love Him with all their hearts, establish a personal relationship and friendship with Him, and be aware of one's sinful state and the need for salvation; to prepare people for the coming of the Lord Jesus.</p> <p>To make people Christ's disciples.</p> <p>Depopulating Hell and Filling Heaven with people!!!</p> <p>The mission of the Church is to proclaim the biblical truth about the Savior.</p> <p>Leading people to Christ and the medical mission.</p> <p>Three Angels' Messages.</p>	<p><b>Polish original</b></p> <p>Pomóc ludziom poznać Pana Jezusa i pokochać Go całym sercem, zawiązać z Nim relację osobistą i przyjaźń. Uświadomienie swojego grzesznego stanu i potrzeby zbawienia. Przygotowanie ludzi na przyjście Pana Jezusa.</p> <p>Czynić ludzi uczniami Chrystusa</p> <p>Wyludnianie piekła i zapełnianie Nieba !!!</p> <p>Misja Kościoła to zwiastowanie biblijnej prawdy o Zbawicielu.</p> <p>Prowadzenie ludzi do Chrystusa i misja medyczna</p> <p>Zwiastowanie trójjanielskie</p>

	<p><b>English original</b></p> <p>Share the good news, the second coming, Sabbath, and the state of the dead, most important is to live the Christian life and have people asking you about your faith.</p> <p>Preach the gospel of Jesus in actions and words</p> <p>To prepare the people for the Second Coming of Christ by developing a Christlike character and by lifting Christ in their lives and their congregations.</p> <p>To reveal Christ, his love and his truth to the world (when I am lifted up I will draw all to me - John 12:32) in order for everyone to be prepared to meet him at his second coming. By focusing on Christ and the truth - error is made manifest. The first Angel is thus encapsulated in such thinking. And the errors and warnings of the second and third Angel become self-evident. And the result will be those who love Jesus, keep his commandments and resist all manifestations of evil in the world, especially that of the beast.</p> <p>It is telling people about salvation in Jesus Christ by living and doing with Christ method</p> <p>To present Jesus of the Bible to the world, making disciples who live as witnesses to others proclaiming the everlasting gospel in preparation for His soon return</p>	
<p><b>West-Central Africa Division (WAD)</b></p>	<p><b>English (translated from French original)</b></p> <p>Preach the 3 angel's message.</p> <p>Making disciples of Jesus Christ.</p> <p>Preparing souls for the second coming of Jesus Christ.</p> <p>Proclamation of present truth.</p> <p>Proclaiming the good news of the kingdom of God John 3:16.</p> <p>Serve God and humanity.</p> <p><b>English original</b></p> <p>Preach the everlasting gospel</p> <p>To proclaim the three angel message</p> <p>The Advent message to all generations</p> <p>The mission of the Seventh-day Adventist Church is to call all people to become disciples of Jesus Christ, to proclaim the everlasting gospel embraced by the three angels' messages (Revelation 14:6-12), and to prepare the world for Christ's soon return.</p> <p>To prepare souls for the soon coming of Jesus christ</p> <p>To win souls to Jesus</p>	<p><b>French original</b></p> <p>Prêcher le message des trois anges</p> <p>Faire des disciples de Jésus-Christ</p> <p>Préparer à la seconde venue de Jésus-Christ</p> <p>La proclamation de la vérité présente</p> <p>Proclamer la bonne nouvelle du royaume de Dieu Jean 3:16</p> <p>Servir Dieu et l'humanité</p>
<p><b>Ukrainian Union Conference (UUC)</b></p>	<p><b>English (translated from Russian / Ukrainian original)</b></p> <p>Teaching a personal relationship with God.</p> <p>To present to this world Jesus Christ, His righteousness, His saving love, and prepare people for the second coming. Preaching the message of the Three Angels.</p> <p>Our mission is to spread the word about the second coming and to help people to make the choice to follow Christ.</p>	<p><b>Russian / Ukrainian original</b></p> <p>Учить личным отношениям с Богом</p> <p>Представить этому миру Иисуса Христа ,Его праведность, Его спасительную любовь, и приготовить людей к второму пришествию.Проповедь вести Трёх ангелов</p> <p>Миссия наша, распространить весть о втором пришествии, и помочь им сделать выбор следовать за Христом</p>

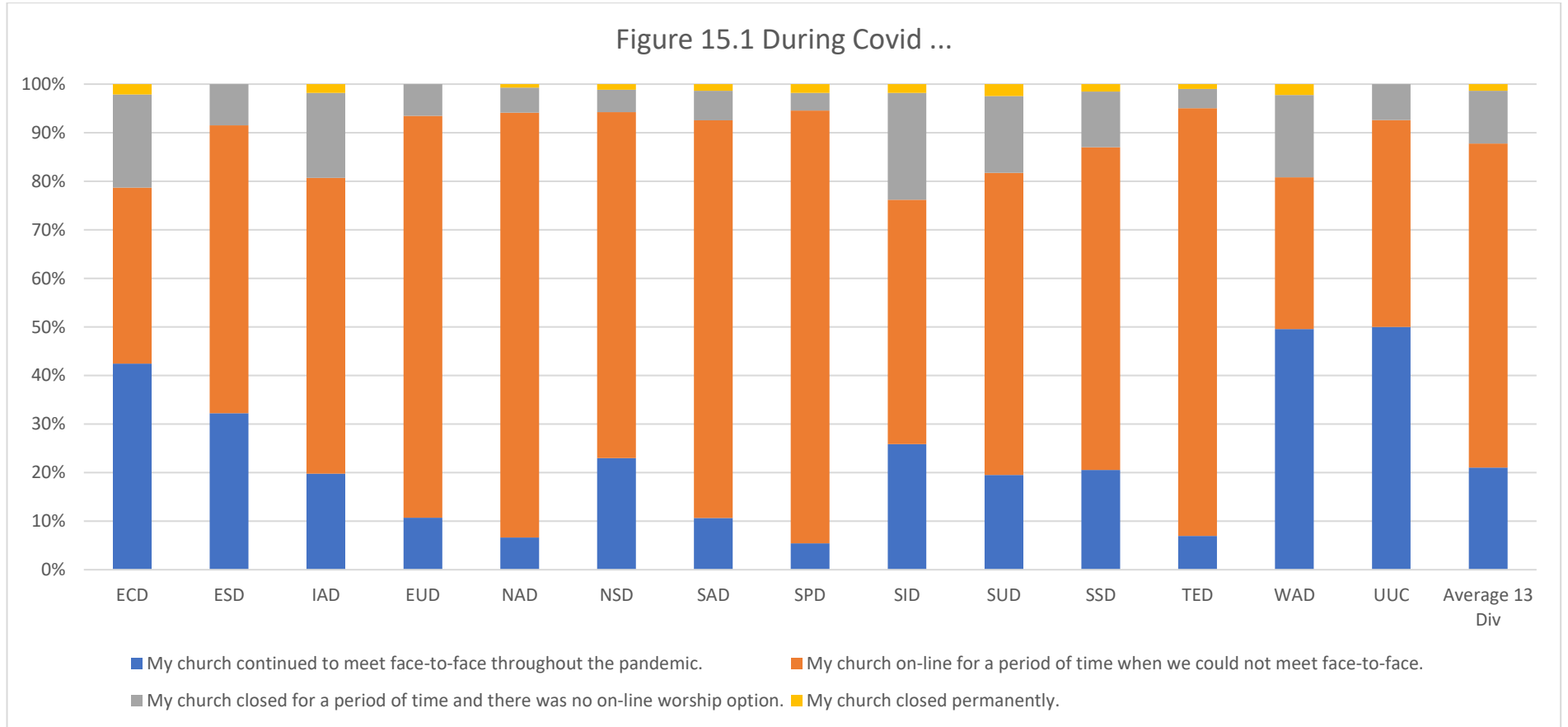
	<p>Teach a personal relationship with God.</p> <p>To save people. Help to accept Christ as a personal Savior.</p> <p>To proclaim the three angels' message to every living person on earth.</p>	<p>Учить личным отношениям с Богом</p> <p>Спасати людей. Допомогти прийняти Христа як особистого Спасителя</p> <p>Возвестить трехангельскую весть каждому живущему человеку на земле.</p>
--	---	---



# 15. Response to COVID-19

Two questions on the survey inquired about the impact that COVID-19 had on the church and the pastors' work.

## What Was Impact of COVID-19 on Worship Services



(See also Table A-15.1 in Appendix A)

## Pastors report on how their work as a pastor changed because of COVID-19

Question 34 asked “In the last 2 years, how has your work as a pastor changed because of COVID-19?” The complete set of responses may be found in Appendix C. Table 15.2 provides samples of typical responses to this question from each Division and attached Conference/Mission.<sup>33</sup>

**Table 15.2**

Sample responses from “Q34. In the last two years, how has your work as a pastor changed because of COVID-19?”

East-Central Africa Division (ECD)	English (translated from French original)	French original
	<p>Nothing changed.</p> <p>Placed emphasis on small groups.</p> <p>Due to the crisis linked with the pandemic, we were unable to preach Christ.</p> <p>Physical tiredness during this period.</p> <p><b>English original</b></p> <p>The big challenge was church members were not attending to the church which made it difficult to minister them.</p> <p>House to house visitation was difficult so it led to reduce the friendship contact that is part of one's ministry</p> <p>The pandemic did not change my work as a pastor because we were continuing the routine as usual</p> <p>There has been lack of close range shepherding</p> <p>Increase in the use of social media like Whatapp groups to communicate with the church elders and Congregation</p> <p>There's some laxity among of church members</p>	<p>Rien n'a été changé</p> <p>Mis l'accent sur les petits groupes</p> <p>Vu la crise lié à cette pandémie, nous nous sommes trouvés dans les conditions de prêcher Christ hardiment.</p> <p>Fatigue physique et mentale pendant cette periode</p>
Euro-Asia Division (ESD)	English (translated from Russian / Ukrainian original)	Russian / Ukrainian original
	<p>Mainly the number of visitors has decreased. Many older people have become more afraid to be in worship services. I began to use online meetings and social networks more for communication and for service.</p> <p>Nothing changed.</p> <p>It became harder to motivate people to come to the house of prayer. The influence of social networks and online resources has increased.</p> <p>Learned how to use online resources for communication and to make connections.</p>	<p>В основном то что уменьшилось кол-во посетителей. Многие пожилые стали более бояться быть на богослужениях. Стал больше использовать онлайн встречи и соц сети для коммуникации и для служения</p> <p>Ничего не изменилось</p> <p>Стало тяжелее людей мотивировать приходить в дом молитвы. Повысилось влияние соцсетей и онлайн ресурсов.</p> <p>Научились плотно пользоваться онлайн ресурсами для связи и общения</p>

<sup>33</sup> The research team thank the following individuals for reading through the responses and choosing five representative samples from each of the Divisions/attached Conference or Mission, and for translating them into English from languages other than English: Erika F. Puni (all English-language responses), Laien Hao for Chinese language responses, Hensley Gungadoo for French, John Skrzypaszek for German and Polish, Asmitra Musk for Indonesian, Matthew Lee for Korean, Goretí McCarthy for Portuguese, Marcial Hernandez Ramos and Daniel Puljic for Spanish, Roman Selivanov for Russian and Ukrainian.

**Table 15.2**

Sample responses from “Q34. In the last two years, how has your work as a pastor changed because of COVID-19?”

	Learned how to work online.	Научился работать онлайн
<b>Inter-America Division (IAD)</b>	<p><b>English (translated from Spanish original)</b></p> <p>More media tasks plus the face to face tasks.</p> <p>hasn't changed</p> <p>nothing</p> <p>Adapting to technology.</p> <p>Using more social networks.</p> <p>Not much.</p> <p><b>English original</b></p> <p>I was severely restricted from visiting with members in person. However, my telephone outreach increased and we made good use of Free Conference Call, Zoom, FB and YouTube to reach our members with worship engagements.</p> <p>The work intensified because extra effort was given to visitation and reviving the normal church life after the pandemic.</p> <p>It has not changed much except that I use more online methods for doing church work.</p> <p>More online participation but everything on the ground remains became more intense.</p> <p>For the most part, it has only brought a challenge in the area of Visitation, knowing that I also have family at home that in one way or the other is prone to illness, hence I have to take extra pre-caution. On the other hand, it has given me enough time to spend on preparation for Bible studies etc.</p> <p>Unfortunately the face to face interaction became nonexistent and it has been challenging regaining it..</p>	<p><b>Spanish original</b></p> <p>HAY MUCHAS MAS TAREAS EN LOS MEDIOS ELECTRONICOS JUNTO CON LAS PRESENCIALES</p> <p>No ha cambiado</p> <p>En nada</p> <p>Adaptándome a la tecnología</p> <p>Usando más las redes sociales</p> <p>No mucho</p>
<b>Inter-European Division (EUD)</b>	<p><b>English (translated from German original)</b></p> <p>It's more on Zoom and Skype (Bible studies), More evangelistic events, and 'family days' outside in playgrounds: more letters, emails and phone calls. Read more literature.</p> <p>More home office, but still high communication density with young people and group leaders.</p> <p>During Covid, I tried to keep the communities together and, at the same time, develop missionary, creative projects. Post Covid we need to rediscover ourselves in our communities.</p> <p>More digital offers. The commitment and cooperation went down.</p> <p>No Response.</p> <p>It is possible to do things online or by phone. As a result, events that would previously have failed due to lack of time occur. Unfortunately, the number and spread of conspiracy theories have increased significantly, and I always feel responsible for commenting on them.</p>	<p><b>German original</b></p> <p>Es läuft mehr über Zoom und Skype (Bibelstunden) Mehr evangelistische Veranstaltungen 'family days' draußen auf Spielplätzen. Mehr Briefe, Mails und Telefonate. Mehr Literatur gelesen.</p> <p>Mehr HomeOffice, trotzdem hohe Kommunikationsdichte mit Jugendlichen und Gruppenleiter:innen</p> <p>Während Covid haben ich versucht die Gemeinden zusammenzuhalten und gleichzeitig missionarisch, kreative Projekte zu entwickeln. Nach Covid müssen wir uns in unseren Gemeinden neu finden.</p> <p>Mehr digitale Angebote. Die Verbindlichkeit und Mitarbeit ging herunter.</p> <p>Keine Antwort</p> <p>Es ist möglich Dinge online oder telefonisch zu machen. Dadurch finden Veranstaltungen statt, die zuvor an Zeitmangel gescheitert wären. Leider hat die Anzahl und Verbreitung von Verschwörungstheorien stark</p>

**Table 15.2**

Sample responses from “Q34. In the last two years, how has your work as a pastor changed because of COVID-19?”

	zugenommen und ich fühle immer wieder die Verantwortung zu ihnen Stellung zu nehmen.	
<b>North American Division (NAD)</b>	<p><b>English original</b></p> <p>Less visitations, more online ministry. Mostly back to normal now.</p> <p>Have to quickly learn to be an effective and better digitally engaged pastor,</p> <p>The adaptation of online worship and the challenge of trying to find ways to fellowship and socialize</p> <p>More tension, conflict, and too much to do to stay relevant</p> <p>Was forced to go on line despite my not wanting to be all over the Internet.</p> <p>Much more emotional support of members, and more preparation of online/virtual/phone contact.</p>	
<b>Northern Asia-Pacific Division (NSD)</b>	<p><b>English (translated from Korean original)</b></p> <p>More focus on Bible study.</p> <p>The development of online ministry such as Zoom Bible studies and virtual visits.</p> <p>Face-to-face to non-face-to-face offline to online.</p> <p>It evolved towards a greater emphasis on teaching and preaching specifically about the fundamental aspects of faith and worship.</p> <p>There has been a shift towards a higher proportion of preaching, while personal visits and individual Bible studies have declined. Missionary activities have also been scaled back.</p> <p>The ministry approach has evolved to encompass small groups, discipleship programs, and online early morning prayer gatherings.</p>	<p><b>Korean original</b></p> <p>말씀사역에 더 집중하게 됨</p> <p>온라인 사역 추가 줌 성경공부등 온라인 방문</p> <p>대면에서 비대면으로 오프라인에서 온라인으로</p> <p>신앙과 예배의 본질에 대하여 더 구체적으로 가르치고 설교하게 되었다.</p> <p>설교 비중이 높아졌다. 개인 방문, 개인 성경공부가 줄어들었다. 선교활동이 축소되었다.</p> <p>소그룹 중심으로, 제자 사역, 온라인 새벽기도회 등</p>
<b>South American Division (SAD)</b>	<p><b>English (translated from Portuguese original)</b></p> <p>Less pressure.</p> <p>Little direct personal assistance to fellowship, and the search for the return of many who have not returned to church.</p> <p>Very. The pandemic has had a strong impact on the life of the church, it has distanced people more. As we work with them and for them, I think our challenge has increased.</p> <p>I had to reinvent myself to take care of the members of the church.</p> <p>We had to reinvent ourselves and try to do things like it is in front of a screen. Things we wouldn't have thought of doing before.</p>	<p><b>Portuguese original</b></p> <p>Menos pressão</p> <p>Pouca assistência pessoal direta a irmandade, e a busca pelo retorno de muitos que não mais voltaram a igreja.</p> <p>Bastante. A pandemia causou um forte impacto na vida da igreja, distanciou mais as pessoas. Como trabalhamos com elas e para elas, creio que nosso desafio aumentou.</p> <p>Precisei me reinventar para cuidar dos membros da igreja.</p> <p>Tivemos que nos reinventar e tentar fazer coisas como está diante de uma tela. Coisas que não pensaríamos em fazer antes.</p>

**Table 15.2**

Sample responses from “Q34. In the last two years, how has your work as a pastor changed because of COVID-19?”

	<p><b>English (translated from Spanish original)</b></p> <p>Adapting myself more to technology.          Greater online workload such as prayer service.          I had to create new and proactive strategies.          Became more careful regarding health.</p>	<p><b>Spanish original</b></p> <p>adaptándome más a la tecnología          Mayor trabajo desde lo virtual como el culto de oración          Me hizo crear nuevas estrategias y pro activos          Se volvió más cuidadosos con respecto de la salud</p>
<p><b>South Pacific Division (SPD)</b></p>	<p><b>English original</b></p> <p>I’m covering so many bases just to keep church running.          used the phone and computer much more          It limited my short- and medium-term planning. It changed the way I did member visitation.          Not much because I came into full time ministry at the beginning of covid          Zoom meetings are more optional. Competing against YouTube preachers          More zoom meetings and less face to face.</p>	
<p><b>Southern Africa-Indian Ocean (SID)</b></p>	<p><b>English original</b></p> <p>It has changed a lot. I had to adapt and innovate.          I have become more involved in media ministries.          Covid created necessary distance that alienated and weakened the church, in spite of our best efforts to sustain community.          It affected my work in so many challenging ways.          Fewer people to volunteer, more stuff to do, church members have less patience, the relationship between my Conference leaders and churches has deteriorated.          Getting members to return to services was relatively easy, however, their commitment level dropped and has not returned</p>	<p><b>Portuguese</b></p> <p>Responded in English.          Responded in English.          Responded in English.          Responded in English.          Responded in English.          Responded in English.</p>
	<p><b>English original</b></p> <p>Home Visitations become more difficult in some homes          Restructuring volunteer positions. Time spent finding, learning, &amp; training new tech. Limited avenues of visitation.          No potluck. Less in-person meetings, less visitation, more technical savvy          I have developed my ministry to be adaptable to the new age          We have placed more emphasis on media and I’ve had to be intentional about reaching out to those who stopped attending because of it.          There is a sense of acceptance for the options of online or face to face worship</p>	

**Table 15.2**

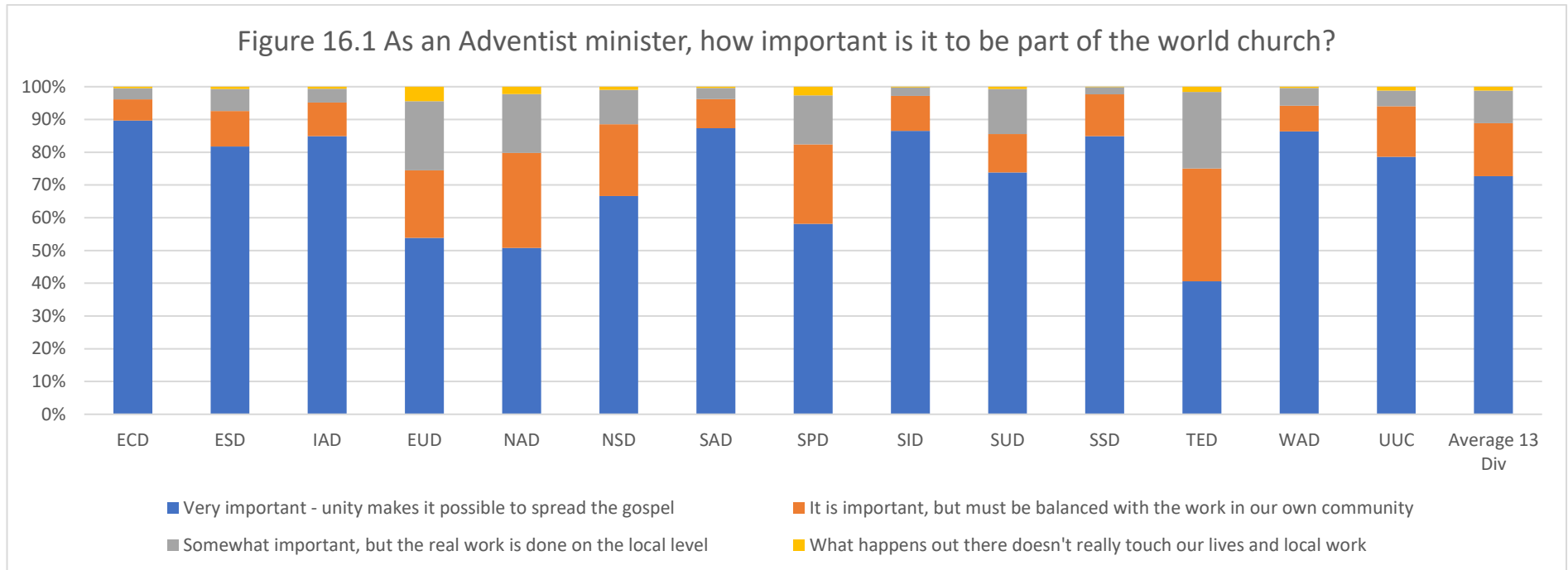
Sample responses from “Q34. In the last two years, how has your work as a pastor changed because of COVID-19?”

<p><b>Southern Asia Division (SUD)</b></p>	<p><b>English original</b></p> <p>We had to cancel our hospitality bridge events for outreach activities involving eating. The church had to stop fellowshipping over food -so less fellowship among members. We discovered online prayer together as a group. We learned how to do online bible studies.</p> <p>More conversations about conspiracies and government control</p> <p>Board meetings, elder’s meetings, and committee meetings are mostly via Zoom. Many members do not welcome home visits.</p> <p>My work has been chaotic. My church split. We are a brand new church now.</p> <p>More time encouraging the fearful and calming down the conspiracy theorists</p>	
<p><b>Southern Asia-Pacific Division (SSD)</b></p>	<p><b>English (translated from Indonesian original)</b></p> <p>Church activities are done online including church service and visitation. I have to learn technology more than I used to.</p> <p>Significant changes in ministry. We are not more into serving the members compare to reaching out.</p> <p>It is getting harder. Significant decline in church attendance.</p> <p>Lack of socializing.</p> <p>Required more effort and time to do both online and one by one visitation due to government rules/mandate.</p> <p>No changes.</p>	<p><b>Indonesian original</b></p> <p>Semua aktifitas secara online termasuk acara kebaktian dan perlawatan. Saya harus belajar teknologi.</p> <p>Banyak perubahan dalam pelayanan. Lebih banyak pelayanan ke dalam dari keluar</p> <p>Agak sulit, karena Anggota mulai malas ke Gereja, dan selalu alasan kurang sehat, tapi jalan-jalan bias</p> <p>Kurang bersosialisasi</p> <p>Pekerjaan pelayanan lebih intens karna pelayanan dilakukan baik Virtuan dan non Virtual</p> <p>Tidak ada perubahan</p>

## 16. Miscellaneous

This section gathers together commentary on and analysis of several items that have yet to receive attention in this report.

Question 61 asked participants, “As an Adventist minister, how important is it to be part of the world church?” Their responses may be observed in Figure 16.1 (see also Table A-16.1 in Appendix A).



Question 53 asked, “When it comes to questions of right and wrong, which of the following do you look to most for guidance? Would you say . . . ?” Participants were provided with the following options to choose among:

*Religious teachings & beliefs*

Religious teachings & beliefs AND Philosophy & reason

Religious teachings & beliefs AND Scientific information

*Philosophy & reason*

Philosophy & reason AND Practical experience & common sense

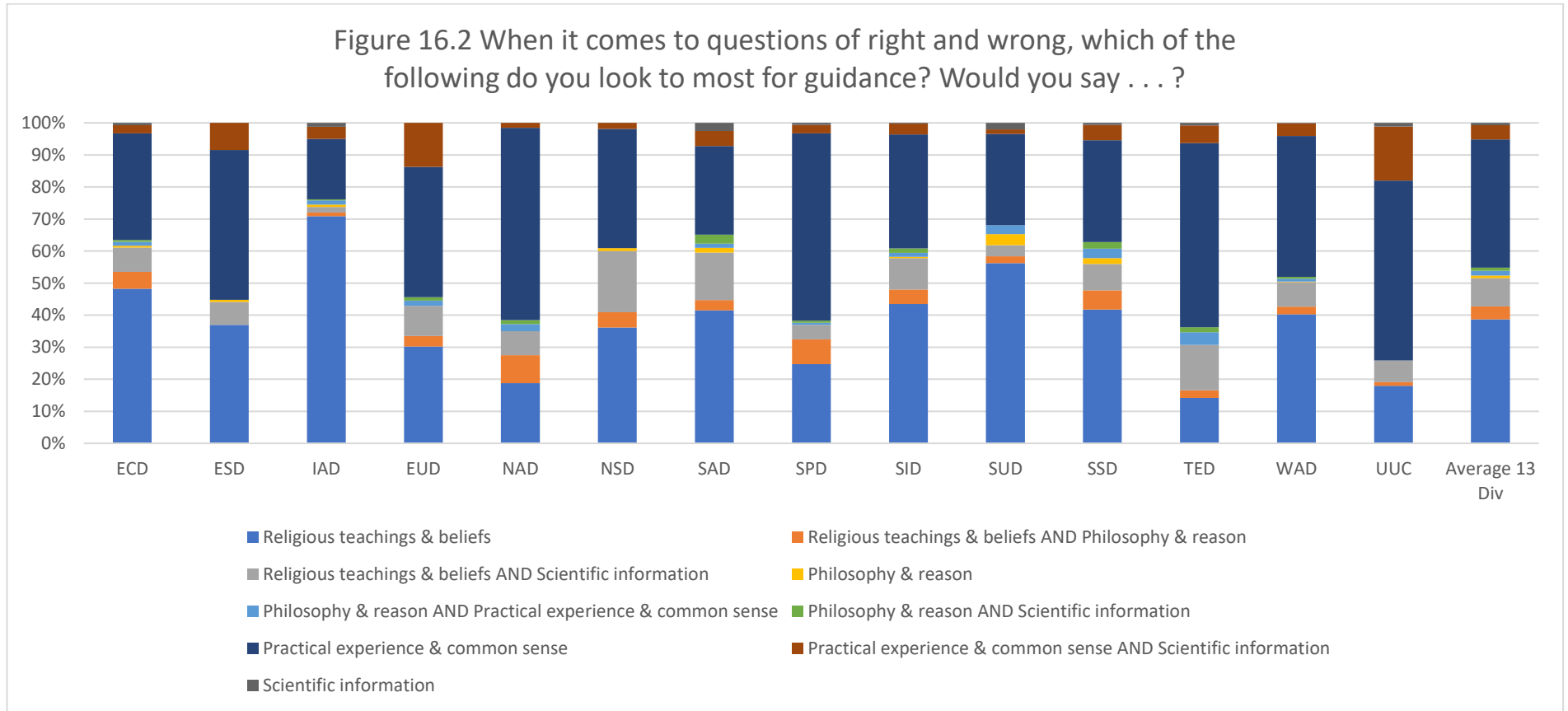
Philosophy & reason AND Scientific information

*Practical experience & common sense*

Practical experience & common sense AND Scientific information

*Scientific information*

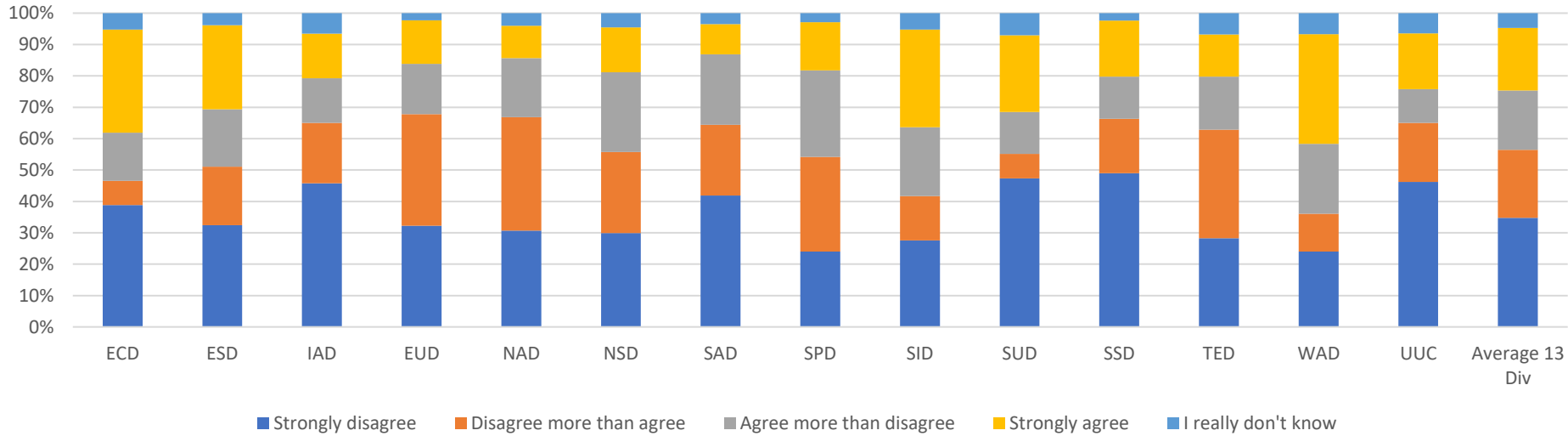
The responses to Question 53 may be observed in Figure 16.2 (see also Table A-16.2 in Appendix A).



Two items were included in the survey that assessed the openness of participants to new ideas. For example, more than 82% of pastors strongly agreed that “As I grow and change, I expect my faith to grow and change as well” (Q20e), and a further 13% agreed more than disagreed with the statement (see Table A-16.3). There was little variation between the responses from the different Divisions regarding this item. By way of contrast, differences between responses from the various Divisions and attached Unions were elicited by the item, “I find religious doubts upsetting” (Q20c; see Figure 16.3 and Table A-16.4 in Appendix A).



Figure 16.3 I find religious doubts upsetting



Other items yet to be reported include Question 21, which asked, “To what extent is there a natural conflict between being a devout religious person and living in a modern society?” and Question 19, which asked, “A ladder where 10 represents the best possible life for you and 0 represents the worst possible life for you. On which step of the ladder do you think you are now?” The participants’ responses may be found in Figures 16.4 and 16.5, and in Tables A-16.5 and A-16.6.

Figure 16.4 To what extent is there a natural conflict between being a devout religious person and living in a modern society?

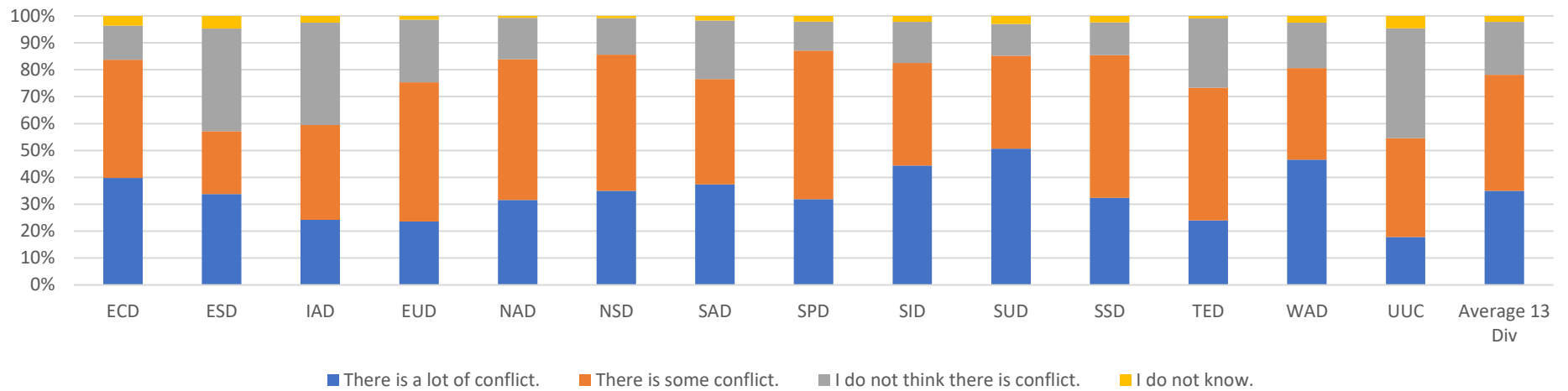
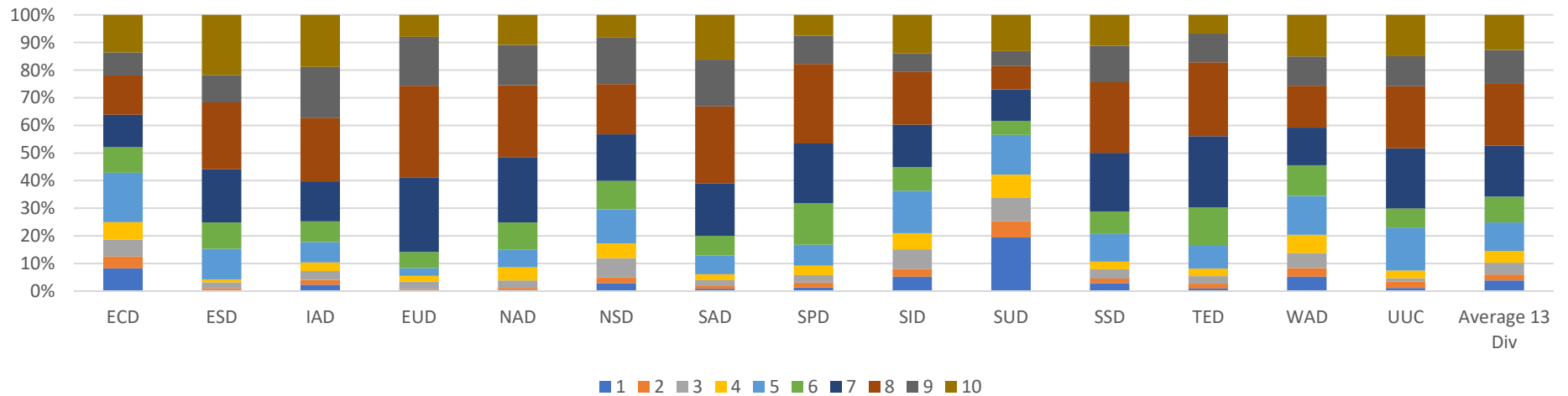


Figure 16.5 A ladder where 10 represents the best possible life for you and 0 represents the worst possible life for you. On which step of the ladder do you think you are now?



## 17. Open-ended responses to question, “Is there anything else you would like to tell us about your ministry?”

The survey finished with two open-ended questions. The first, question 80, as “Is there anything else that you would like to tell us about your ministry?” The complete set of responses may be found in Appendix C. Table 17.1 provides samples of typical responses to this question from each Division and attached Conference/Mission

**Table 17.1**

*More about my ministry*

<p><b>East-Central Africa Division (ECD)</b></p>	<p><b>English (translated from French original)</b></p> <p>I love my ministry. Nothing to report. I love praying for the church. Our ministry is to prepare the elects for heaven. Collaborations among workers and have proper consideration for subordinates and treat them well. Equity in wages.</p> <p><b>English original</b></p> <p>The ministry is quite good. I promise to keep our church doctrine Pray for the success of my ministry Our spouses and kids are not well nurtured by the field. Teach people about giving as an act of love to God. God first as a priority. Matt. 6:33 No I don't have any other information So lovely and inspirational.</p>	<p><b>French original</b></p> <p>J'aime mon Ministère Rien à Signaler J'aime beaucoup prier pour l'église Notre ministère consiste à préparer les élus du Ciel La collaboration entre les ouvriers, et considérer les subalternes et bien les traités Équilibré le salaire</p>
<p><b>Euro-Asia Division (ESD)</b></p>	<p><b>English (translated from Russian / Ukrainian original)</b></p> <p>There are many challenges and difficulties in pastoral ministry...but it brings peace and satisfaction in the heart and joy in life! Rather, I am happy with everything. The salary will be higher. Thank God! There will be no increase; thank God, also! Active mentoring needs to be developed. How can a Pastor work with elders? How to divide responsibilities in the Church to have more time for evangelism and visitations. I am grateful to God for the opportunity to be a minister No.</p>	<p><b>Russian / Ukrainian original</b></p> <p>В пасторском служении есть много сложностей и трудностей...но оно приносит мир и удовлетворение в сердце и радость в жизни! Скорее я доволен всем. Будет зарплата выше Слава Богу! Не будет повышения тоже Слава Богу! Нужно развивать активное наставничество. Как Пастору работать с пресвитерами? Как распределить обязанности в Церкви чтобы иметь больше времени на евангелизации и посещения Я благодарен Богу за возможность быть служителем Нет</p>

**Table 17.1**  
*More about my ministry*

<p><b>Inter-America Division (IAD)</b></p>	<p><b>English (translated from Spanish original)</b></p> <p>I thank God for his call.  Happy with God and the church.  I am happy to have been called by God to the ministry.  I love being a pastor.  It is a privilege.  It is a privilege to work for God.</p> <p><b>English original</b></p> <p>Jesus comes very soon?  I feel like I have nothing more to contribute at times  On Leave for 2022  Provide more financial resources at the local level  More finance should be allotted to evangelism  God is good, when He calls someone He strengthens and equips</p>	<p><b>Spanish original</b></p> <p>Agradezco a Dios por su llamado  Contento con Dios y la iglesia.  Estoy feliz de haber sido llamado por Dios al ministerio  Amor ser pastor  Un privilegio  Es un privilegio trabajar para Dios</p>
<p><b>Inter-European Division (EUD)</b></p>	<p><b>English (translated from German original)</b></p> <p>My ministry is not that of a district pastor. I am usually on the road and organize evangelistic encounter days with local churches, give lectures and Bible studies via Skype or go from house to house with literature (children's books, life-help and spiritual literature). Since most churches are over-aged and are shrinking, the ministry becomes more difficult.</p> <p>I am a youth ministry leader and do not minister in a local church. Still found it important to do the survey as I also worked as a pastor in the 4 church district for 3 years.</p> <p>I experience a great discrepancy between my association/association and world church leadership. If the regional Adventist Church were the way I experience the world church leadership, I would resign and resign.</p> <p>I want a transparent position on Ellen White. She is a prophetess, but some statements are based on her limited beliefs as a human and are not a revelation from God. She wrote far more than the entire Bible contains. Was God supposed to reveal most of his truth 2000 years after his son??? I am confronted with this religious madness and folly in local churches because the GC does not have the courage to make a clear statement...</p>	<p><b>German original</b></p> <p>Mein Dienst ist nicht der eines Bezirkspastors. Ich bin meist unterwegs und gestalte mit Gemeinden vor Ort evangelistische Begegnungstage, halte Vorträge, Bibelstunden per Skype oder gehe von Haus zu Haus mit Literatur (Kinderbücher, Lebenshilfe und geistliche Literatur) Da die meisten Gemeinden überaltert sind und schrumpfen wird der Dienst eher schwieriger</p> <p>Ich bin Jugendabteilungsleiter und betreue keine Ortsgemeinde. Fand es jedoch trotzdem wichtig, die Umfrage zu machen, da ich auch 3 Jahre als Pastor im Bezirk mit 4 Gemeinden gearbeitet habe.</p> <p>Ich erlebe eine große Diskrepanz zwischen meiner Vereinigung/Verband und der Weltkirchenleitung. Wäre die regionale Adventgemeinde, wie ich die Weltkirchenleitung erlebe, würde ich kündigen und austreten.</p> <p>Ich wünsche mir eine transparente Position zu Ellen White. Sie ist eine Prophetin, aber manche Aussagen basieren auf ihrem eingeschränkten Glauben als Mensch und sind keine Offenbarung Gottes. Sie hat wesentlich mehr geschrieben, als die gesamte Bibel umfasst. Sollte Gott den größten Teil seiner Wahrheit erst 2000 Jahre nach seinem Sohn enthüllen??? Das ist religiöser Wahnsinn und Spinnerei, mit der ich in</p>

**Table 17.1**

*More about my ministry*

	<p>As a pastor, it is essential to have friends with whom you can share your personal challenges without fearing and worrying about being judged, even when things are not going as they should.</p> <p>The greatest obstacle to my ministry is a lack of personal commitment to the commandments of God. I agree with them, but I cannot live to my satisfaction.</p>	<p>Ortsgemeinden konfrontiert werde, weil die GK nicht den Mut hat, ein klares Statement zu geben...</p> <p>Als Pastor ist es unabdingbar Freunde zu haben, mit denen du deine persönlichen Herausforderungen teilen kannst ohne Angst und Sorge haben zu müssen verurteilt zu werden, auch wenn manches nicht so läuft, wie passend wäre.</p> <p>Das größte Hindernis meines Dienstes ist ein Mangel in meiner persönlichen Hingabe zu den Geboten Gottes. Ich stimme ihnen zu, aber ich schaffe es nicht zu meiner eigenen Zufriedenheit zu leben.</p>
<p><b>North American Division (NAD)</b></p>	<p><b>English original</b></p> <p>It still feels like the biggest metric in ministry is whether people like you or not. If your congregation likes you, even low numbers (members/finance) don't matter, however if the church doesn't like you, its game over. It can be challenging to cast a vision when the underlying metric is people pleasing.</p> <p>I am in a new church so may answers vary.</p> <p>Can't wait for Jesus to come, I'll continue witnessing for Jesus until He returns.</p> <p>I need to get more serious about ministry and awake out of sleep. it's high time, and i think that many others in ministry need the same revival. May God grant us the Holy Spirit in response to our cry for revival.</p> <p>It is difficult to get people to volunteer and help or come to functions in some of my churches.</p> <p>I think pastors should receive more mentoring. the culture of the SDA needs to change, most members do not feel like they need to be a part of the mission</p>	
<p><b>Northern Asia-Pacific Division (NSD)</b></p>	<p><b>English (translated from Korean original)</b></p> <p>I feel rewarded and filled with joy.</p> <p>My desire is to enhance support for local churches and pastors, allowing ministry to be primarily focused on the local church context rather than institutional centers.</p> <p>I need effective communication, open dialogue, and the provision of diverse information to enhance our ministry efforts.</p> <p>In order to invigorate local churches, prepare for digital ministry and online missions, and facilitate information sharing, support and cooperation are essential.</p> <p>I find it challenging to manage the abstract and extensive scope of the ministry that lies before me.</p> <p>I desire to allocate more personal time to instructing others in the teachings of the Bible.</p>	<p><b>Korean original</b></p> <p>보람있고 행복하다</p> <p>기관중심이 아닌 지역교회 중심의 목회 사역이 될 수 있도록, 지역교회와 목회자에 대한 더 많은 지원을 원한다</p> <p>소통과 대화 및 목회의 다양한 정보 제공</p> <p>지역교회 활성화를 위한 지원과 협력 필요 디지털 목회/선교를 위한 준비와 정보 공유</p> <p>목회의 영역과 범위가 추상적이고 광범위하다는 것이 어렵게 느껴진다</p> <p>가르치는 일에 더 많은 시간을 보내고 싶다.</p>

**Table 17.1**

*More about my ministry*

<p><b>South American Division (SAD)</b></p>	<p><b>English (translated from Portuguese original)</b></p> <p>I am very happy to be an Adventist pastor. I praise God for the beautiful opportunity. I wanted to develop something more for Him that I as a minister believe is more for His kingdom but I often can't, first because of myself and then because of the organization that is very heavy on the annual agendas.</p> <p>Give more freedom and resources for the local church, under the leadership of local pastors, with fewer churches in their care, to fulfill the mission.</p> <p>I think there needs to be better trust on the part of the ministers. Sometimes people go there to talk to him if they open up him, its something just to stay with him. They go and talk to the president and the persecutions begin.</p> <p>I am very grateful to be part of the ministerial body of the SDA.</p> <p>It is necessary to look more at the systemic problems of the organization and be more assertive in diagnoses and changes.</p> <p>I feel happy and fulfilled being a pastor, I greatly appreciate the care of the church in relation to my ministry.</p> <p><b>English (translated from Spanish original)</b></p> <p>It's a blessing.</p> <p>The administrators don't know the needs of the local churches.</p> <p>We must focus on discipleship more than baptisms.</p> <p>I'm thankful to God for the opportunity.</p> <p>I feel happy to be part of the pastoral body. In the church there are imperfect people but there are also men and women of faith which move us to continue with our calling.</p> <p>A better academic preparation should be promoted by the leaders of the association and union.</p>	<p><b>Portuguese original</b></p> <p>Sou muito feliz em ser pastor adventista. Louvo a Deus pela linda oportunidade. Queria desenvolver algo a mais para Ele daquilo que eu como ministro creio que é mais para o seu reino mas muitas vezes não consigo, primeiro por causa de mim mesmo e depois pela organização que é muito pesado nas agendas anuais.</p> <p>Dar mais liberdade e recursos para que a igreja local, sob a liderança de pastores locais, com menos igrejas sob seu cuidado, cumpra a missão.</p> <p>Creio que precisa haver uma confiança melhor por parte dos ministeriais. Pois as vezes gente vai lá conversa com ele se abre a ele, é algo somente pra ficar com ele . Eles vão e falam pro presidente é começa as perseguições</p> <p>Sou muito grato por fazer parte do corpo ministerial da IASD 🙏</p> <p>É preciso olhar mais para os problemas sistêmicos da organização e ser mais assertivo nos diagnósticos e mudanças</p> <p>Me sinto feliz e realizado sendo pastor, aprecio muito o cuidado da igreja em relação ao meu ministerio</p> <p><b>Spanish original</b></p> <p>Una bendición</p> <p>Los administradores no conocen las necesidades de las iglesias locales.</p> <p>Debemos enfocarnos en discipulado más que en bautismos</p> <p>Que estoy agradecido con Dios por la oportunidad.</p> <p>Me siento feliz de ser parte del cuerpo pastoral. En la iglesia hay personas imperfectas pero también hombres y mujeres de fe que nos movían a seguir con nuestro llamado</p> <p>Se debe promover un mejor preparación académica por parte de los dirigentes de la asociación y unión</p>
<p><b>South Pacific Division (SPD)</b></p>	<p><b>English original</b></p> <p>Love working the ministry that God gives me!</p> <p>Praise God for the privilege</p> <p>Love ministry with Jesus and local church and enjoyed great fruit, but severe spiritual and workplace abuse by senior administrators has made ministry traumatic.</p> <p>We need more support from the conference leaders to help us prioritise God first and our families so that we can do better in the Lord's service.</p>	

**Table 17.1**

*More about my ministry*

	<p>Ministry is becoming increasingly challenging. The information age, the influence of social media and the internet, and the various 'woke' agendas are impacting our members, and it is an ongoing challenge to remain true to our identity and mission. I often feel that the ministry of the Word and pastoral care are not regarded as vital areas of ministry.</p> <p>So far I can say, that I love working in God's vineyard</p>	
<p><b>Southern Africa-Indian Ocean (SID)</b></p>	<p><b>English (translated from Portuguese original)</b></p> <p>Thanks be to God I have started working now and the experience has been good.</p> <p>In my district I developed a project called “Mothers on their knees Children on their feet, my family my mission.”. This project has reconciled many families, and consequently has helped in the growth of the local church.</p> <p>I love my ministry.</p> <p>Not yet, But I would like this questionnaire to be annual.</p> <p>I feel that God is still guiding this ministry to a safe boat.</p> <p>Leaders have to listen well to their people to make good decisions</p> <p><b>English original</b></p> <p>My ministry is based on solar scriptura</p> <p>Ministry in this part of the world is challenging due to inadequate resourcing.</p> <p>My ministry is people Centerd, it has its challenges but is fulfilling to me</p> <p>Possibility Ministries is a ministry that needs passion and understanding of the congregants better before you minister to them. As they come even with personal life issues, one requires to minister to them spiritually and financially. Thus my life dedication to this ministry is closer to the ministry of Christ and Im happier in working closer to my saviour, touching the apple of His eye (pure and undefiled religion). I have witnessed God's hand through these years and have also learned much lessons of honesty, humility and selflessness amongst others. I pray that all Local Churches, Conferences and Unions can hasten the coming of our Lord by supporting this ministry in all ways possible.</p> <p>I enjoy my ministry and would like the higher organization to invest more money in Evangelism.</p> <p>Ministry is nice, although we need a balance with the local environment and the world headquarters..</p>	<p><b>Portuguese original</b></p> <p>Graça a Deus comecei a trabalhar agora e a experiencia esta sendo boa.</p> <p>Em meu distrito, eu desenvolvi o projeto denominado, Mães de Joelhos filhos em pés, minha família minha missão. Este projeto tem reconciliado muitas famílias, e consequentemente tem ajudado no crescimento da igreja local.</p> <p>Eu amo meu ministério.</p> <p>Ainda não, gostaria que este questionário fosse anual.</p> <p>Sinto que Deus ainda está a guiar este ministério, a um barco seguro.</p> <p>Liderar tem ouvir bem seus liderados para tomar boas decisão..</p>
<p><b>Southern Asia Division (SUD)</b></p>	<p><b>English original</b></p> <p>I'm fully satisfied with my ministry. I believe I give my 100% to the ministry works.</p> <p>My humble request is remember me and my section in your prayers.</p> <p>God has been leading me in my Ministry</p> <p>I am very happy in the ministry. Iam happy to do the Adventist youth ministry. I learned everything from my school ie SDA HSS. Kottarakara. Now I am taking care of the North Kerala Section Youth Department. Pray for me and my ministry.</p>	

**Table 17.1**

*More about my ministry*

	<p>Don't give ordination to principal and treasurer in ministry Please take in consideration the village pastor for promotion that will help uplift ministry and many pastors will not lose confidence in church administration</p> <p>Yes,salary should be increased</p>	
<p><b>Southern Asia-Pacific Division (SSD)</b></p>	<p><b>English (translated from Indonesian original)</b></p> <p>Very content in serving God.</p> <p>We need a humble and good example leader that reflects the Character of Jesus.</p> <p>Being patient and working in humility.</p> <p>My Ministry is doing well until the pandemic hits, then everything rises, the cost of living got higher; our wages can't afford to pay for the rent.</p> <p>Need additional pastors in the district because the ministry area is too large. There are still many who do not know the truth.</p> <p>My hope that the organization does not put too much pressure on us who may not achieve the baptism's target as long as the evangelism is done in the most genuine way not for money/position seeking or any other material reward. Our goal is saving the lost soul for God's kingdom.</p> <p><b>English original</b></p> <p>Fulfilling life</p> <p>I'm not fulfilled but I'm trying to my best for the Ministry.</p> <p>I had the privilege of having great leaders in the church who mentored me as a young pastor. I feel there needs to be a lot of guidance from the senior to the young</p> <p>My ministry is guided with prayer</p> <p>To do more in soul winning</p> <p>Please pray for us pastors in the field to empower us through His Holy Spirit that despite many crucibles in life I/we are still faithful to God's work whom we serve.</p>	<p><b>Indonesian original</b></p> <p>Sangat senang menjadi pelayan Tuhan</p> <p>Butuh pimpinan yang jadi teladan seperti Yesus rendah hati.</p> <p>Harus bersabar dan rendah hati</p> <p>Pelayanan saya berjalan baik sampai Pandemi melanda, kemudian biaya hidup meningkat, sewa rumah sangat mahal, gaji tidak mencukupi.</p> <p>Mebutuhkan pendeta tambahan didistrik karena wilayah pelayanan terlalu luas.agar cepat terjangkau jiwa2 yang belum mengenal kebenaran</p> <p>Dalam hal baptisan harapan saya agar organisasi tidak menekan para pendeta yg mungkin saja tidak memperoleh pencapaian sesuai target yg sudah ditentukan. Dalam hal baptisan agar jangan sekedar kejar target, biarlah pelayanan Injil itu dilakukan dengan maksud yg murni, bukan karena uang, cari nama, jabatan atau reward2 yang lainnya.</p>
<p><b>Trans-European Division (TED)</b></p>	<p><b>English (translated from Polish original)</b></p> <p>Yes, I make various decisions regarding mission and evangelization in consultation with the members of the believing community.</p> <p>No response.</p> <p>Being a pastor in God's Church is the best thing that has happened to me in my life. And the effects of my service I take to Heaven ;)</p>	<p><b>Polish original</b></p> <p>Tak, podejmuję różne decyzje dotyczące funkcjonowania wspólnoty oraz pracy misyjnej i ewangelizacyjnej w porozumieniu z członkami wspólnoty.</p> <p>Break odpowiedzi</p> <p>Bycie pastorem w Bozym Kosciele to najlepsze co mnie w życiu spotkało. A efekty mojej służby zabieram do Nieba ;)</p>



**Table 17.1**

*More about my ministry*

	<p>Yes. Introducing the worshipping community to so-called worldly programs such as "Christmas" shouldn't be there. We have important messages from the pages of the Holy Bible than to deal with other messages.</p> <p>The service with literature will be conducted until the end, I bet on the written word.</p> <p>I am happy to be a pastor. Now that I am finishing my tertiary studies, I will be able to engage in my ministry fully. The survey is not very specific because there should still be questions related to preaching the wrong messages by pastors and clergy, e.g. sermons only and only about love, without considering the entirety of God's law.</p> <p><b>English original</b></p> <p>IT's challenging but God makes a way</p> <p>Ministry feels impossible at times. Members live extremely busy lives and have little time to dedicate to the life of the church. Which leaves ministers leading and serving on their own. It can be isolating and seriously impacts the sustainability of the ministry. There needs to be a serious rethink about the structure of the local church and the willingness to create avenues for more paid leaders. This would help create healthier churches, as the burden of leading the administrative tasks, in a modern 24/7 world, is shared amongst paid professionals and pastors could focus more on the parts of ministry that they are called to.</p> <p>There is a tremendous need to train pastors in spiritual and emotional care</p> <p>Some days I feel very unmotivated, but know that God cares for me and his calling is still active. I am trying to learn how not to take things on a personal level, especially when there is some form of negative criticism (due to unrealistic expectations) that comes from church members.</p> <p>Thankful to God for the call.</p> <p>Relevant to non believers Meet their need</p>	<p>Tak. Wprowadzanie, upublicznianie nabożeństw z tzw. świątami ,np. "Boże Narodzenie",nie powinno mieć miejsca. My mamy wystarczające poselstwo z kart Pisma Świętego, aby zajmować się nie naszymi poselstwami.</p> <p>Służba z literaturą do końca będzie prowadzona, stawiam na słowo pisane</p> <p>Jestem zadowolony z tego, że jestem pastorem. Myślę, że teraz gdy kończę już trzecie studia, będę mógł już w pełni zaangażować się w swoją służbę.</p>
<p><b>West-Central Africa Division (WAD)</b></p>	<p><b>English (translated from French original)</b></p> <p>Pray for us as the work is hard.</p> <p>A ministry full of joy and challenges.</p> <p>No</p> <p>I am thankful to be at the service of God.</p> <p>For a flourishing and ministry we need continuous training</p> <p>A ministry based on teaching, hospitality and proximity</p> <p><b>English original</b></p> <p>My ministry has been inspirational but very tedious due to the large number of my congregation</p>	<p><b>French original</b></p> <p>Prier pour nous car le travail est dur</p> <p>Un ministère plein de joie et de défi</p> <p>Non</p> <p>Suis ravi d'être au service de Dieu</p> <p>Pour un ministère épanouit et efficace, nous avons besoin de la formation continue.</p> <p>Un ministère basé sur l'enseignement, l'hospitalité et la pastorale de proximité</p>

**Table 17.1**

*More about my ministry*

	<p>It pays more to work with God than to work with the world.</p> <p>The church needs to have every pastor trained as Chaplains. Biblical exorcism needs to be properly understood and practiced in the Church. Build attractive churches in many unentered areas. See to the welfare of frontline pastors.</p> <p>Yes, I would love to have more evangelistic support, such as improving on having better sound System for public campaigns, projectors, and other necessary equipment to places or struggling fields. I think that's will help greatly</p> <p>Ministry has brought respect for me and my family as a whole</p> <p>The salary should be a little attractive</p>	
<p><b>Ukrainian Union Conference (UUC)</b></p>	<p><b>English (translated from Russian / Ukrainian original)</b></p> <p>I am tired, but service inspires and gives strength.</p> <p>Thank you God for the opportunity to serve!</p> <p>I would like to to see more results of my work, more feedback from community members (and baptism with the Holy Spirit) and newly converted people in the church.</p> <p>I love my ministry as a pastor. Although it is difficult and requires a lot of effort, but if it is with God, then everything becomes easy.</p> <p>No.</p>	<p><b>Russian / Ukrainian original</b></p> <p>Втомлююсь, але служіння надихає і дає сили</p> <p>Дякую Богу за можливість служити!</p> <p>Хочеться бачити більше результату своєї праці, більше відгуку від членів громад (і хрещення Святим Духом) і новонавернених людей у церкві</p> <p>Люблю свое служение как пастора. Хотя оно трудное и требует напряжения, но если с Богом, то все легко.</p> <p>Ні</p>

## 18. Feedback from participants

Question 81 asked pastors, “What feedback would you like to give us about the survey you have just completed?” The complete set of responses may be found in Appendix C. Table 18.1 provides samples of typical responses to this question from each Division and attached Conference/Mission

**Table 18.1**

*“What feedback would you like to give us about the survey you have just completed?”*

<b>East-Central Africa Division (ECD)</b>	<b>English (translated from French original)</b>	<b>French original</b>
<b>Euro-Asia Division (ESD)</b>	<p><b>English (translated from Russian / Ukrainian original)</b></p> <p>I hope this survey will be helpful for the church’s development.</p> <p>I hope this will not stay unnoticed, but the leaders think through all the answers, especially where we answer what we need and what we lack for the complete development of the ministry.</p> <p>Many questions were not entirely clear.</p> <p>Great survey, thank you very much!</p> <p>No.</p>	<p><b>Russian / Ukrainian original</b></p> <p>Надеюсь этот опрос будет полезным для развития церкви</p> <p>Хотелось бы, чтобы это не осталось просто так, а действительно руководители продумали все ответы. Особенно там, где мы отвечаем, что нам необходимо и чего нам не хватает для полного развития служения.</p> <p>Очень хорошие вопросы. Но некоторые вопросы не очень ясно изложены и трудно понять их многие вопросы были не совсем понятны</p> <p>Отличный опрос, спасибо вам большое!</p> <p>Нет</p>

**Table 18.1**

*“What feedback would you like to give us about the survey you have just completed?”*

<p><b>Inter-America Division (IAD)</b></p>	<p><b>English original</b></p> <p>i didn't expect so many questions</p> <p>Is appears to be quite comprehensive.</p> <p>It would be good to establish the approximate time commitment at the beginning of the survey that is needed to complete the survey.</p> <p>Good initiative for assessment and evaluation.</p> <p>I think that this survey was intense, in-depth, and relevant.</p> <p>It is a bit lengthy but I can guess why there were so many questions but it was a good survey</p>	
<p><b>Inter-European Division (EUD)</b></p>	<p><b>English (translated from German original)</b></p> <p>Not all questions apply to my ministry. I don't always find myself among the provided answers. I think the problems of the Adventist Church lie in other areas. Cerebral services, a lack of devotional life, a church that has become quite institutionalized in the meantime, dwindling Adventist identity among members and also pastors. Frustration that people today remain in the non-binding, mistrust of institutions. Miserable image of the churches in general. The contradiction between the wonderful news and the shrinking churches. Meetinghouses will give up without really trying. A lack of younger members makes it difficult to minister in the community. The Sabbath, as a gift of time, as a blessing, is still relatively unknown. How can the Sabbath be brought closer to our society? Hope Centers are expensive and require a team. Many church communities are no longer able to do this. - A critical point has already been passed.</p> <p>There are two aspects that I have been missing very much: 1) Jesus is not only Savior, He is also Protector and the one who accepts me. (The gospel consists not only of forgiveness of sins but also protection from evil and granting of dignity as a human being before God or before God I lose my shame). 2) More emphasis should have been placed on Adventist teachings. The commandments of Jesus and their importance for our humanity played a rather underexposed role in the survey. This goes to show that the Adventist Church continues to put Jesus under the bushel of Adventist orthodoxy—a pity. I would have expected something more "adventist spirit" in the sense of new light—instead, the poll aimed at whether Adventist values play a role in the mission. The pastor's involvement in the church's mission received too little attention (as described at the beginning of the survey). The questions of how the pastor structures his relationships with the congregation/members, how he</p>	<p><b>German original</b></p> <p>Nicht alle Fragen treffen auf meinen Dienst zu. In den vorgegebenen Antworten finde ich mich nicht immer ganz wieder. Ich finde die Probleme der Adventgemeinde liegen noch in anderen Bereichen. Verkopfte Gottesdienste, fehlendes Andachtsleben, eine inzwischen doch recht institutionalisierte Kirche, schwindende adventistische Identität unter Gliedern und auch Pastoren. Frustration, dass Menschen heute im Unverbindlichen bleiben, Misstrauen gegenüber Institutionen haben. Miserables Image der Kirchen allgemein. Widerspruch zwischen der wunderbaren Botschaft und den schrumpfenden Gemeinden. Gemeindehäuser werden aufgeben, ohne dass wirklich etwas versucht wird. Fehlende jüngere Glieder machen es schwer noch in die Kommune Angebote zu machen. Der Sabbat als Zeitgeschenk, als Segen ist nach wie vor eher unbekannt. Wie kann der Sabbat unserer Gesellschaft nähergebracht werden? Hope-Center sind kostspielig, setzen ein Team voraus. Viele Gemeinden sind dazu gar nicht mehr in der Lage. - Ein kritischer Punkt scheint oft schon überschritten.</p> <p>Es gibt zwei Aspekte, die mir sehr gefehlt haben: 1) Jesus ist nicht nur Retter, er ist auch Beschützer und derjenige, der mich annimmt. (Das Evangelium besteht nicht nur aus Vergebung der Sünden, sondern auch Schutz vor dem Bösen und Verleihung der Würde als Mensch vor Gott bzw. vor Gott verliere ich meine Scham). 2) Es wurde zuviel Wert auf die adventistischen Lehren gelegt. Die Gebote Jesu und ihre Bedeutung für unsere Menschheit spielten in der Umfrage eine eher unterbelichtete Rolle. Das zeigt einfach auch nur, dass die Adventgemeinde nach wie vor Jesus unter den Scheffel der adventistischen Rechtgläubigkeit stellt. Schade. Da hätte ich etwas mehr "adventistischen Spirit" im Sinne von neuem Licht erwartet. Die Umfrage zielte vielmehr darauf ab, ob adventistische Werte eine Rolle in der Mission spielen oder nicht. Die Mitwirkung des Pastors in der Mission der Gemeinde war zu wenig beachtet (wie eingangs der Umfrage beschrieben). Es fehlten gänzlich die Fragen, wie der Pastor seine</p>

**Table 18.1**

*“What feedback would you like to give us about the survey you have just completed?”*

	<p>communicates with them, how the values are set up in a congregation, how they reflect their values (e.g. use of the iCOR tools), how conflicts are solved were completely missing etc. All of these are the more relevant questions related to the church's mission. I believe the poll is missing its intended purpose, or it is just an excuse to check if pastors and/or Adventist organizations are still "properly" Adventist.</p> <p>I experience a great discrepancy between my association/association and world church leadership. If the regional Adventist Church were the way I experience the world church leadership, I would resign and resign. I found some questions difficult to answer (especially the ones with a rating of 1-12). Some questions needed to be clarified. For example: Does "Spirit of Prophecy" mean Ellen White or the Holy Spirit itself? Depending on what I do, my answer will vary greatly.</p>	<p>Beziehungen zur Gemeinde/Mitgliedern gestaltet, wie er mit ihnen kommuniziert, wie die Werte in einer Gemeinde aufgestellt sind, wie sie ihre Werte reflektieren (z.B. Nutzung der iCOR-Tools), wie Konflikte gelöst werden usw. All das sind die relevanteren Fragen in Bezug auf die Mission der Gemeinde. Aus meiner Sicht verfehlt die Umfrage ihr eigentliches Ziel, oder es ist nur der Vorwand für das Überprüfen, ob Pastor:innen und/oder adventistische Einrichtungen noch "richtig" adventistisch sind.</p> <p>Ich erlebe eine große Diskrepanz zwischen meiner Vereinigung/Verband und der Weltkirchenleitung. Wäre die regionale Adventgemeinde, wie ich die Weltkirchenleitung erlebe, würde ich kündigen und austreten. Es gibt einige Fragen, die mir schwer fielen zu beantworten (besonders die mit den Klassifizierung von 1 - 12). Manche Fragen waren nicht eindeutig. Beispielsweise: Ist mit "Geist der Weissagung" Ellen White gemeint oder der Heilige Geist an sich. Je nachdem fällt meine Antwort hier sehr unterschiedlich aus</p>
<p><b>North American Division (NAD)</b></p>	<p><b>English original</b></p> <p>the survey is great. some answers may vary due to church culture, what I mean is that hispanic churches for example are extremely demanding. when I compare with other demographics. I feel very overwhelmed. My calendar is packed a year and a half in advance so some questions did not really apply to me.</p> <p>ranking is tough!</p> <p>Make questions less</p> <p>I would say forget the survey because of the ranking. You did not explain when ranking which is more important 1 or 9 etc. Therefore I decided to not finish the survey.</p> <p>Happy to help</p> <p>The percentage questions had way too many over-lapping areas.</p>	
<p><b>Northern Asia-Pacific Division (NSD)</b></p>	<p><b>English (translated from Korean original)</b></p> <p>If this survey is intended solely for basic statistical purposes, I kindly request that it not be conducted again. However, if there is a genuine opportunity to bring about meaningful change by incorporating the findings into policy, I strongly urge for a thorough investigation and a comprehensive report on the outcome to be shared with all pastors involved.</p> <p>I hope this survey will be a good resource for Adventist ministry.</p> <p>There are too many questions and I hope the purpose of the survey is clearly explained.</p>	<p><b>Korean original</b></p> <p>단순한 통계를 위한 설문조사라면 더이상 반복하지 않았으면 좋겠고, 정말 정책에 반영해서 변화시킬수 있다면 좀더 구체적으로 조사하고, 변화시킨 결과물에 대한 보고를 해줬으면 좋겠다.</p> <p>재림교회 사역의 좋은 자료가 되었으면 합니다.</p> <p>질문이 너무 많고 설문조사를 하는 경위가 설명되었으면 좋겠다.</p>

**Table 18.1**

*“What feedback would you like to give us about the survey you have just completed?”*

	<p>I encountered challenges while providing responses since numerous questions failed to consider my cultural background or comprehension adequately.</p> <p>The survey proved to be enlightening, offering me an opportunity for introspection regarding my ministry.</p> <p>I anticipate witnessing the global Adventist community triumph over COVID-19 and experience significant growth.</p>	<p>문화적 배경이나 이해를 전혀 고려하지 않는 질문들이 많아 애를 먹었습니다.</p> <p>설문조사는 유익했고 다시 목회를 돌아보는 계기가 되었습니다.</p> <p>교회가 코로나를 이기고 성장하기를 기대한다.</p>
<p><b>South American Division (SAD)</b></p>	<p><b>English (translated from Portuguese original)</b></p> <p>That we have access to the result.</p> <p>Very relevant.</p> <p>Good and necessary.</p> <p>I found the research important for self-evaluation and data collection so that the leadership of the work can guide us more accurately.</p> <p>Some questions were very subjective and I didn't have an option to answer.</p> <p>Important to have a more real view of the work of the district, if it is taken into account and if it is taken seriously by the districts.</p> <p><b>English (translated from Spanish original)</b></p> <p>Some questions may have two meanings.</p> <p>I don't know.</p> <p>Perhaps the survey is necessary but it's very extensive.</p> <p>Too long.</p> <p>It's a pretty good survey! But I should be more to the point.</p>	<p><b>Portuguese original</b></p> <p>Que tenhamos acesso ao resultado</p> <p>Muito relevante</p> <p>Boa e necessária</p> <p>Achei importante a pesquisa para autoavaliação e levantamento de dados para que a liderança da obra possa nos guiar com mais exatidão.</p> <p>Algumas perguntas foram muito subjetivas e não tinha uma opção para responder</p> <p>Importante para termos uma visão mais real do trabalho do distrital, se for levado em conta e se for levado a sério pelos distritais.</p> <p><b>Spanish original</b></p> <p>Algunas preguntas podían tener una doble interpretación.</p> <p>no lo se</p> <p>Es una encuesta tal vez necesaria pero muy extensa</p> <p>Demasiado larga</p> <p>Es una encuesta bastante buena !!! Pero debiera ir mas al punto</p>
<p><b>South Pacific Division (SPD)</b></p>	<p><b>English original</b></p> <p>It is very good. it covers a lot of topics.</p> <p>Very appreciative of this initiative. Thank you for remembering the local church pastors in the work that they are doing. Praise God.</p> <p>to remind us Pastors about our role in the ministry. Some question in this survey makes me feel sad, because some criterial I never reach.</p> <p>Thank you for remembering our work in the field and for the opportunity to connect with us and best you can help us achieve more for the Lord and his church as we near the coming of our King Jesus.</p> <p>I hope it was useful</p> <p>Pretty good survey, however, some of the questions were of the type that I was not able to answer exactly as I wanted to so I picked the closest response.</p>	

**Table 18.1**

*“What feedback would you like to give us about the survey you have just completed?”*

<p><b>Southern Africa-Indian Ocean (SID)</b></p>	<p><b>English (translated from Portuguese original)</b></p> <p>It was a good exercise. Personally, I liked it and I can evaluate my work.</p> <p>That there will be more of this research to help pastors in the field to take a broader view of their ministry work.</p> <p>Very good!</p> <p>I would like to ask that these exercises be repeated. In fact, it reminds me that we live in other times. May God almighty bless mightily!</p> <p>Greater follow up of the direction of the mission.</p> <p>My sincerest gratitude, it was most educational.</p> <p><b>English original</b></p> <p>Thank you. I appreciate the work that you are doing. May God continue to bless this important project.</p> <p>To used it to improve the mission of the Church</p> <p>It is extensive but standard in terms of the requirements for ministry</p> <p>A little bid of confusion why people leave the church. survey was a bid long.</p> <p>It made me see things I was not really taking into consideration</p> <p>It's comprehensive, though it is quite shallow on pastoral family</p>	<p><b>Portuguese original</b></p> <p>Foi um bom exercício. Pessoal gostei e vou poder avaliar o meu trabalho.</p> <p>Que ajam mais pesquisas do gênero para ajudar os pastores do campo a terem um visão mais ampla do seu trabalho ministerial.</p> <p>Muito boa!</p> <p>Gostava pedir que estes exercícios fossem repetidos. De facto, lembrou-me de certos assuntos que vivemos noutrora. Que Deus todo poderoso abençoe poderosamente!</p> <p>Maior acompanhamento da direção da Missão</p> <p>Minha sincera gratidão e foi um aprendizado.</p>
<p><b>Southern Asia Division (SUD)</b></p>	<p><b>English original</b></p> <p>excellent</p> <p>It's very usefull</p> <p>The survey was easy to understand and answer. It is vital to report and conduct survey. It is great to be part of World Adventist Church Family</p> <p>Good to introspect</p> <p>Its good to know about myself and share my ideas</p> <p>I liked to thank you very much for the efforts you did to know about the mission. Let these be granted and useful to your research.</p>	
<p><b>Southern Asia-Pacific Division (SSD)</b></p>	<p><b>English (translated from Indonesian original)</b></p> <p>May the result of this survey lead to an improvement in pursuing the better direction for our worldwide church.)</p> <p>We are so glad to participate in this survey. Please continue to do so.</p> <p>Thank you for your willingness to know the reality of our ministry.</p> <p>A well-done initiative. I hope it can be used for the advancement of God's work and the ministry of the pastors.</p>	<p><b>Indonesian original</b></p> <p>Jadikan hasil survei ini sebagai pembenahan pengembalaan ke arah yang lebih baik</p> <p>Tetap adakan survey</p> <p>terima kasih karena telah mencari tahu kondisi di lading</p> <p>Survei ini sangat baik bagi saya dan untuk kemajuan pekerjaan Tuhan dan pelayanan para Pendeta dalam tugas yang sudah di percayakan.</p>

**Table 18.1**

*“What feedback would you like to give us about the survey you have just completed?”*

	<p>Please follow up on this survey.</p> <p>A very good survey. I hope this will aid to improve the pastor's performance in the future.</p> <p><b>English original</b></p> <p>I really appreciate the survey given.</p> <p>Good survey and should do it regularly</p> <p>too lengthy. tell me if this survey is going to change the scenario of pastors leaving the full -time ministry. it is a measure of its effectiveness</p> <p>The questions are significant for me as a pastor. Very good</p> <p>Good to hear that survey because it is important for me to update and reminded in my ministry.</p> <p>it is good so that the leaders are updated on field pastors' beliefs and ideas</p>	<p>Follow up survei ini</p> <p>Sangat bagus survey ini dan saya berharap ini menjadi tolak ukur untuk perbaikan kinerja pendeta di kemudian hari</p>
<p><b>Trans-European Division (TED)</b></p>	<p><b>English (translated from Polish original)</b></p> <p>It is very long and detailed. Getting everything right is impossible, and not all questions are correctly worded.</p> <p>It is very general. It touches a few areas of life, spiritual, doctrinal, pastoral and organizational: missionary, personal and community.</p> <p>There were a lot of vague, badly posed questions...</p> <p>I am happy to be a pastor, and I think that now that I am finishing my third studies, I can fully engage in my ministry. The survey is not very specific because there should still be questions related to preaching the wrong messages by pastors and clergy, e.g. sermons only and only about love, without considering the entirety of God's law.</p> <p>The questions were okay.</p> <p>No response.</p> <p><b>English original</b></p> <p>Make it shorter next time ;-)</p> <p>It is confusing for non-English speakers. And some of rating is boring and not adequate. Like when you have 10 points to assign</p> <p>Questions about the role of Adventist schools don't belong in a survey for pastors</p> <p>Some of the questions are irrelevant.</p> <p>Good survey but what about asking about the cultural context of our churches.</p> <p>Good Survey after many years.</p>	<p><b>Polish original</b></p> <p>Jest bardzo długa i szczegółowa. Nie sposób wszystko ująć prawidłowo. Nie wszystkie pytania są właściwie sformułowane.</p> <p>Jest bardzo ogólna. Dotyka nielicznych obszarów życia, duchowego, doktrynalnego, duszpastorskiego, organizacyjnego. misyjnego, osobistego, wspólnotowego.</p> <p>Było wiele niejasnych, źle postawionych pytań ...</p> <p>Ankieta jest niezbyt konkretna, ponieważ powinny być jeszcze pytania związane z wygłaszaniem niewłaściwych poselstw przez pastorów i duchownych, np, kazania tylko i wyłącznie o miłości, nie uwzględniając całości Prawa Bożego.</p> <p>Pytania były ok</p> <p>Brak odpowiedzi</p>



**Table 18.1**

*“What feedback would you like to give us about the survey you have just completed?”*

<p><b>West-Central Africa Division (WAD)</b></p>	<p><b>English (translated from French original)</b></p> <p>If the results of this survey are taken into consideration, it can help us to move forward.</p> <p>It is good but a little long.</p> <p>Very interesting.</p> <p>Very good survey.</p> <p>Good questionnaire. It allowed me to revisit my ministry.</p> <p>No commentary.</p> <p><b>English original</b></p> <p>The questions must be reduced to get more pastors responding appropriately.</p> <p>The GC wants to know what the pastors are doing in their place of work, and to see how there can be an improvement.</p> <p>We wait to see the outcome. It is very exhaustive.</p> <p>Is good to have this next time.</p> <p>Despite the survey is very educative</p> <p>This is very important for the development of the church and mission. Should be done in every two years..</p>	<p><b>French original</b></p> <p>Si les résultats du sondage sont bien pris en compte, cela pourra nous aider à avancer</p> <p>C'est bien, mais un peu long</p> <p>Très intéressant</p> <p>Très bon sondage</p> <p>Questionnaire important. Il m'a permis de réviser mon ministère pastoral.</p> <p>Pas de commentaire</p>
<p><b>Ukrainian Union Conference (UUC)</b></p>	<p><b>English (translated from Russian / Ukrainian original)</b></p> <p>Thank you for the survey, I hope my answers will help our Church to do the work more effectively.</p> <p>It is interesting to know the results of the global survey, how they will be applied.</p> <p>Posted above. Please make surveys simpler and shorter.</p> <p>The placement from 1 to 10 is a bit unclear. But in general, the survey is interesting and meaningful.</p> <p>No.</p>	<p><b>Russian / Ukrainian original</b></p> <p>Спасибо за опрос, надеюсь мои ответы помогут нашей Церкви совершать работу более эффективно.</p> <p>Цікаво дізнатися результати всесвітнього опитування, як вони застосуються</p> <p>Написал выше. Делайте опросы попроще и короче!</p> <p>Розміщення від 1 до 10 трохи не зрозуміле. Але в цілому опитування цікаве і змістовне.</p> <p>Нет</p>

## Administrative Opportunities and Challenges

Most of the administrative challenges reflected in the survey data analyzed in this report will be well known to administrators of the Seventh-day Adventist Church, but the data may bring certain issues into clearer focus and, on occasion, reveal something hitherto unknown.

- That Divisions face different **demographic and resourcing challenges** is likely to be well understood. The younger workforce found in the IAD, SID, SSD (and UUC) brings challenges associated with academic and professional development, while the comparatively older workforce found in the ESD, NAD, SPD and TED brings with it the challenge of recruitment of young people to fill in the gaps that will follow the retirement of the older cohorts in these Divisions.
- Issues surrounding **wages** crop up frequently for administrators, but the survey results probably add a new light on this issue, especially given that many pastors seem to be ill-informed about how their wages compare with the wages ministers in other denominations or wages/earnings of their church-members. There are professions other than ministry which are more likely to be chosen by those who have the goal of becoming wealthy. Few ministers are as strongly motivated by money matters as those working in banking, for example. Nevertheless, ministers still need to meet their bills, and would like to see their children educated in the best institutions, etc. So they cannot escape thinking about how they manage their money. In doing so, they may compare their wages and conditions to their fellow-workers, or their congregational members. What is striking about their responses to the questions that ask them to compare their wages with other SDA workers, ministers in other denominations, and the wages of the members of the churches for which they were responsible, is how ill-informed they are (see Tables 3.6 and 3.7 as well as Table A-3.8 in Appendix A). Some of the research team for this study were involved in an earlier study on tithing behavior, and from that study (and other sources), they are aware that the responses from some Divisions reveal that not only are pastors relatively ill-informed about how their wages compare, but they are often completely wrong in their assessment of the relative value of their wages. If this is true for the Divisions that are known to the researchers, it is likely true of other Divisions as well. Granted, matters of wages are very sensitive, so it can be challenging to know how best to present corrective information. Administrators will be able to make their own judgments as to whether such clarification is going to be helpful in their own areas of responsibility.
- For many years, the Adventist Church has put in place **support mechanisms** for local church pastors. Many, if not most, Conferences/Missions/Fields have somebody other than the president to act as the ministerial association secretary to advocate for pastors. In many parts of the world, counselling services are made available to pastors. So it will not be a great surprise to discover that many pastors are **finding their work isolating**, and find that they **are emotionally and physically drained** (see commentary in section “Of concern” in section 4.1 “Potential challenges of being a ministry”).
- Administrators are continually visiting churches and experiencing firsthand the spirituality of the pastors ministering to the congregation there. Yet the different patterns of **personal prayer** in the different Divisions of the world Church may be as surprising to them as they are to the researchers. Pastors in group-oriented societies apparently pray more in groups than individually.
- The report in section 5 of what **resources** church pastors would find helpful in making their ministry more effective is unlikely to contain many surprises for administrators. The needs vary by Division (see Figures 5.1 through 5.4, and Tables A-5.1 to A-5.10). There was a widespread **desire for further training and professional development, better electronic resources and, in some cases, pastoral resources in local languages**.
- There is much more that is potentially helpful to administrators in this report. Indeed, they are best placed to know how to address potentially sensitive issues such as how better to schedule sermon topics to ensure that both the great truths of Christianity and the

distinctive message of Adventism are regularly canvassed, and how to assist pastors to be better informed in such areas as the health risks of smoking and the dangers of alcohol consumption.

The research team hopes that the data presented in this survey will be of great assistance to church administrators in particular and the wider church in general.

## Lessons Learned: Reflections on the Survey

In this section are gathered four “lessons learned” which the research team hopes will be helpful information for a future research team who take on the task of implementing another global survey of Adventist pastors.

**Subsequent iterations of the Global Adventist Pastors’ Survey should be organized at Division-level, and be administered by gathering large groups of ministers meeting via Zoom who use a link to start the survey together:** The research team has been continuously impressed by the willingness of administrators and ministerial directors to be involved in what must be sometimes seen as an extra imposition on their already busy working life. We are very grateful for their support of the survey. But now that we have gained the experience of collecting data from pastors over 2022–2023, we think that there is a way to make the process more efficient and to obtain a much better participation rate. In approaching the various Divisions, we had consistently advocated that the best method of getting excellent participation rates was to: (i) gather a large group of pastors together in a Zoom meeting, (ii) quickly introduce the survey, and (iii) get participants to use a link to start the survey the same time (those who finish can then leave the meeting). This suggestion was taken up in two Divisions (the SSD and SAD<sup>34</sup>). Rob McIver was involved in the SSD Zoom sessions, so he can report what eventuated by first-hand observation. Rudi Situmorang and his team set up 3 Zoom meetings, each with a capacity of 1,000 participants (one for the three Philippine Unions in English, one for the two Indonesian Unions in Indonesian, and the last for the remaining Unions in English). The meetings were staggered to start 1 hour apart (although, in retrospect, 1.5 hours may have been better spacing). This meant that after 5 hours or so, surveys were collected from just about everyone that attended the Zoom sessions – nearly the complete set of responses from this Division. Collecting the surveys in this manner meant (i) excellent participation rates, (ii) only one email follow-up was needed (sent to those not able to attend the Zoom session for some reason). This contrasts with the method more commonly used to collect surveys: (i) send out emails inviting pastors to participate; (ii) send up to seven reminder emails (often prompted by an email reminder from the research team). We have discovered from our experience with an earlier survey<sup>35</sup> that the first seven follow-up emails each bring in 5 to 8% new survey responses, and the end result is a participation rate from 40% to 45%. It seems to the research team that the experience of the SSD would provide the best model for the next round of the Global Pastors’ Survey. If a new survey of pastors is something that the GC and Division presidents want, then they would work with their secretariate and their ministerial association secretaries to settle on a date on which pastors in each Division will be invited to participate in the survey. The number of pastors, and the limits of Zoom will determine the number of sessions required in each Division. At each Zoom session: (i) the survey would be introduced; (ii) pastors would begin the Survey together by using a link provided to them; and (iii) leave when they are finished. The administrative load for everybody will be much reduced which, given the volume of email correspondence by all involved that has accumulated from the version of the Pastors’ Survey reported here, would be much appreciated.

**SurveyMonkey has proved to be the ideal technology to gather survey responses to the Global Adventist Pastors’ Survey:** COVID-19, as its nomenclature suggests, emerged in 2019, and was declared a pandemic by the World Health Organization on 11 March 2020. COVID-19 vaccines were first available in Australia in February 2021, and by the time the grant proposal for the Global Adventist Pastors’ Survey was written in the last half of 2021, while it was possible to envisage an end to the crisis, many uncertainties remained. In particular, the future of

---

<sup>34</sup> We would like to extend a special thanks to Rudi Situmorang of the SSD, and Edward Heidinger and Rodrigo Romanelli of the SAD, for setting up such meetings in their Divisions.

<sup>35</sup> The survey in question was the Institutional Workers Survey.

international and even domestic travel in much of the world was still highly uncertain. This necessity shaped the research proposal in many ways. It meant that survey collection would need to be done using SurveyMonkey, and contact with administrators and ministerial directors be made by email and/or Zoom. Using SurveyMonkey has had many advantages, not least of which is that transcription errors are reduced to zero, and the data are immediately available to researchers from the moment the participant finishes the survey. But whether it would be possible to get good representation from all Divisions using a collection method that required access to the internet was a question of concern to the research team as they were designing the research protocol. It remains one of the limitations of this survey that some pastors in remote areas without access to the internet were not able to participate in the survey. However, it was still possible to get significant numbers of surveys from those Divisions where it is most likely that internet access may be of concern (2,089 from the ECD, 928 SID, 243 SUD, and 1,029 from the WAD). As Duane McBride has been heard to comment from time to time, “large numbers of responses cover many deficits in survey design.” All things considered, SurveyMonkey has proved to be an ideal low-cost method to collect significant amounts of data.

**The first question in the next Pastors’ survey should check on the eligibility of respondents to participate in survey, and the question should require an answer before the survey proceeds:** A total of 1,049 respondents chose “other” as a response to the question, “Q11. What is your primary pastoral assignment?”<sup>36</sup> Many of those who chose “other” provided information that they were holding positions such as Conference president/secretary/treasurer (158), or a departmental director/ministerial secretary (257), and thus were ineligible to be included in the survey. Other respondents indicated that they were “only pastors” (a common response from several Divisions), and consequently were able to be “recovered” and allocated the role “Senior/Primary pastor”.<sup>37</sup> Yet more respondents skipped this question entirely and as a result did not identify their role. The size of this last group is particularly unfortunate, as we have to reject these responses from the data set, because there is no way to ascertain that they came from pastors working in local churches. Hindsight is wonderful. Clearly, the first question on the survey should have been, “Are you a pastor in a local church?” We just assumed that having read the invitation and first page, only pastors in local churches would be doing the survey. Had we asked whether they were pastors working in a local church as the first question, those who were not eligible to take the survey would have been identified very quickly, and they would not have needed to spend the time filling out the survey. Most importantly, the researchers would also have been able to confidently use the responses of every survey submitted by those who answered that they were indeed pastors working in local churches. The other issue with Q11 was that 654 of the respondents just didn’t answer this question! Without an answer to this question such surveys have had to be excluded from the data set, because there is no way to establish whether or not they were pastors of local churches. This is another unfortunate result that would have been avoided by asking the question, “Are you a pastor working in a local church?” as the first question.

**Greater lead time needed to develop the survey instrument:** When the team was approached with the invitation to offer a research proposal for the Global Adventist Pastors’ Survey, it was requested to work within a time frame of approximately 18 months. In developing the set of questions to be used in the survey, the team was able to save time by re-using as many items as possible from the earlier 2013 Global Pastors’ Survey, and drawing on its experience in working with the Institutional Workers Survey. We were also able to consult with the GC Ministerial Director and one of the associate directors, and gain input about the suitability of the survey for Asia and Africa. Furthermore, the international perspective of the Future Plans Working Group meant that the feedback they provided was very helpful. The questions were also circulated to the Secretariates of all the Divisions for their feedback. So a reasonable amount of consultation did take place. But there are several other

---

<sup>36</sup> Participants were also provided with the following choices: Senior / Primary pastor, Associate pastor, District pastor, Church planter, Interim pastor. Written responses provided by those who chose “other” reveal the following choices should also have been included: intern, evangelist and missionary.

<sup>37</sup> One respondent from SAD noted, “The official roles of pastors in churches: Option 2 and 3, only; ‘Senior/Primary,’ for us it is the District Pastor.”

individuals and groups it would have been helpful to consult,<sup>38</sup> and time did not allow the kind of field testing of the survey that would have been desirable. Consequently, time-consuming though the development process has been, it would be ideal to allow an extra 3 to 6 months more time to develop the survey further the next time it is implemented. Other aspects of the survey were also impacted by the tight time-line. For example, the survey was translated into 28 languages, a process which was very time consuming – and we really needed more time to do this in good order (retranslating the surveys back into English was done, but faster than ideal in some cases). For a variety of reasons, clearance by the Avondale Human Subjects Research Ethics Committee (HREC) took 6 weeks or so – a significant amount of time given the tight overall timeline. This, despite submission by a deadline that should have meant a much faster turnaround. It so happened that the project was approved on its first submission to the HREC, but it is not unusual to need to resubmit, a process that adds at least one month. Thus an extra couple of months for ethics clearance should be built into the timeline for the next project. All these different considerations add up to the fact that it would have been highly desirable to have an additional 6 to 12 months to work on the development of the survey. That such a suggestion could be problematic for the GC, which runs on a five-year budgetary cycle, is self-evident. It may be that the development of the instrument needs to take place in the quinquennium prior to the next implementation of the survey.

---

<sup>38</sup> For example, as was pointed out to Rob McIver with some vehemence, it would have been most appropriate to consult with Division-level Secretaries of the Ministerial Association. Had there been more time, the research team would almost certainly have done this.

## Appendix A. Crosstabulations not Found Elsewhere in this Report

This Appendix includes crosstabulations of responses to items which may have been referred to elsewhere in the report in summary, but which have yet to be reported in detail.

In both the “Results” section and “Appendix A,” the items have been grouped under the following themes: 1. Pastoral Fit; 2. Demographics; 3. The Pastor’s Working Life; 4. Potential Challenges Faced by Ministers; 5. Desirable Additional Resources; 5. Pastoral Practice: Emphasis, Time, Tasks and Priorities; 7. Community Involvement; 8. Practices of Personal Spirituality; 9. Doctrines and Practices of the Church; 10. Standards; 11. Pastor’s Understanding of Education; 12. Effective for Evangelism; 13. Preaching Topics; 14. What should SDA Church Do? 15. People who are Most Likely to Leave the Church; 16. Reasons People Leave the Church; 17. Responses to COVID-19; 18. Openness to New Ideas and Miscellaneous.

*Note on numbering of Figures and Tables:* The numbering of Figures and Tables re-sets to 1 in each section of the main report, and each section of Appendix A. Thus Figure 4.1 is the first Figure in section 4 – “Potential Challenges ...” of the main text of the report. Tables and Figures in Appendix A are prefixed by an A. Hence Table A-4.1 provides the crosstabulations that are graphically portrayed in Figure 4.1 in the main text. This numbering scheme is designed to allow a specific Figure or Table to be quickly found by its section number, and the sequential numbering of other Figures and Tables.

### Supplementary Crosstabulations 1: Pastoral Fit

A number of items relate to matters of pastoral fit, such as “Q20h. Being a pastor seems to fit my gifts and talents.” Taken together, these items provide a measure of positive morale, and a feeling that the pastor is doing the work that he or she has been called to do.

**Table A-1.1**

*Crosstabulation of “Q27a. I enjoy being a pastor” and “Q22. The church(es) you pastor are located in which Division of the Seventh-day Adventist Church?”*

	ECD	ESD	IAD	EUD	NAD	NSD	SAD	SPD	SID	SUD	SSD	TED	WAD	UUC	Average 13 Div
1. Strongly disagree	5.0%	0.8%	4.2%	0.0%	1.7%	1.1%	1.8%	5.0%	4.4%	10.6%	2.2%	3.8%	4.1%	1.7%	3.4%
2. Disagree more than agree	2.1%	3.3%	2.3%	3.4%	6.6%	4.4%	1.9%	1.7%	3.5%	4.7%	2.2%	2.9%	3.1%	5.1%	3.2%
3. Agree more than disagree	7.9%	26.2%	8.1%	22.2%	29.5%	49.5%	12.9%	35.3%	11.4%	5.9%	11.3%	43.8%	10.3%	37.3%	21.1%
4. Strongly agree	84.3%	68.0%	83.7%	73.9%	62.2%	41.8%	82.8%	57.1%	79.6%	78.8%	83.7%	49.5%	81.7%	55.9%	71.3%
0. I really don't know	0.7%	1.6%	1.8%	0.6%	0.0%	3.3%	0.5%	0.8%	1.1%	0.0%	0.6%	0.0%	0.8%	0.0%	0.9%
n=	852	122	839	176	288	91	1,247	119	367	85	496	105	389	59	5,176

**Table A-1.2**

Crosstabulation of “Q27aa. I serve the mission of the Church through my work” and “Q22. ... which Division of the Seventh-day Adventist Church?”

	ECD	ESD	IAD	EUD	NAD	NSD	SAD	SPD	SID	SUD	SSD	TED	WAD	UUC	Average 13 Div
1. Strongly disagree	3.9%	0.0%	1.3%	0.6%	1.0%	0.0%	1.8%	1.7%	3.1%	1.3%	1.4%	0.0%	1.3%	0.0%	1.4%
2. Disagree more than agree	1.2%	2.4%	1.1%	6.3%	2.8%	1.1%	2.4%	1.7%	0.0%	5.3%	3.1%	1.0%	0.8%	3.4%	2.3%
3. Agree more than disagree	11.4%	31.7%	9.5%	32.4%	28.0%	50.0%	14.7%	25.6%	15.3%	5.3%	17.8%	34.7%	11.5%	41.4%	22.2%
4. Strongly agree	82.9%	60.2%	87.4%	56.8%	66.8%	46.7%	80.8%	68.4%	80.7%	88.0%	76.8%	61.4%	85.3%	55.2%	72.5%
0. I really don't know	0.5%	5.7%	0.6%	4.0%	1.4%	2.2%	0.2%	2.6%	0.9%	0.0%	0.8%	3.0%	1.1%	0.0%	1.8%
n=	814	123	818	176	286	90	1,236	117	352	75	488	101	374	58	5,050

**Table A-1.3**

Crosstabulation of “Q17. How likely is it that you will be a committed Seventh-day Adventist Church member for the rest of your life?” and “Q22. ... in which Division of the Seventh-day Adventist Church?”

	ECD	ESD	IAD	EUD	NAD	NSD	SAD	SPD	SID	SUD	SSD	TED	WAD	UUC	Average 13 Div
1 Very Unlikely	4.8%	0.7%	3.1%	4.2%	1.6%	5.7%	5.3%	0.7%	2.4%	5.0%	1.2%	1.4%	2.0%	0.0%	2.9%
2	1.4%	0.7%	0.4%	1.4%	0.8%	0.8%	0.3%	0.3%	1.1%	2.5%	0.3%	3.6%	0.4%	0.6%	1.1%
3	1.3%	2.5%	0.9%	3.5%	3.7%	4.1%	0.9%	1.7%	0.4%	1.3%	0.8%	3.2%	0.1%	2.3%	1.9%
4	1.8%	8.5%	2.7%	12.2%	8.5%	4.1%	3.3%	7.5%	2.5%	1.7%	4.1%	10.8%	1.4%	7.5%	5.3%
5 Very Likely	90.8%	87.6%	92.9%	78.7%	85.4%	85.2%	90.1%	89.8%	93.5%	89.6%	93.6%	81.1%	96.1%	89.6%	88.8%
n=	1,999	282	1,825	287	615	244	2,903	293	905	240	1,291	222	1,006	173	12,112

**Table A-1.4**

Crosstabulation of “Q18. How likely is it that you will be working as a minister in the Seventh-day Adventist Church in 10 years' time, if you do not retire?” and “Q22. ... which Division of the Seventh-day Adventist Church?”

	ECD	ESD	IAD	EUD	NAD	NSD	SAD	SPD	SID	SUD	SSD	TED	WAD	UUC	Average 13 Div
1 Very Unlikely	5.5%	6.0%	6.1%	7.7%	6.0%	3.0%	7.2%	5.1%	5.5%	6.6%	1.9%	6.8%	3.6%	5.8%	5.5%
2	1.8%	3.6%	1.5%	2.8%	5.4%	3.8%	1.3%	3.4%	2.0%	3.3%	0.3%	3.6%	1.0%	2.9%	2.6%
3	1.9%	10.7%	4.2%	10.5%	14.3%	5.9%	4.3%	9.2%	4.7%	1.7%	2.3%	16.4%	2.5%	12.8%	6.8%
4	3.4%	17.4%	7.4%	19.5%	17.1%	11.9%	5.6%	17.5%	5.7%	2.5%	10.3%	16.4%	3.4%	14.5%	10.6%
5 Very Likely	87.4%	62.3%	80.7%	59.6%	57.2%	75.4%	81.7%	64.7%	82.1%	85.9%	85.1%	56.8%	89.5%	64.0%	74.5%
n=	1,964	281	1,822	287	615	236	2,897	292	895	241	1,286	220	1,002	172	12,038



**Table A-1.5***Crosstabulation of "Q20a. I know that God called me to be a pastor" and "Q22. ... which Division of the Seventh-day Adventist Church?"*

	ECD	ESD	IAD	EUD	NAD	NSD	SAD	SPD	SID	SUD	SSD	TED	WAD	UUC	Average 13 Div
Strongly disagree	2.0%	3.2%	6.8%	1.0%	1.8%	0.4%	1.9%	3.1%	1.9%	2.5%	3.3%	5.4%	1.7%	1.7%	2.7%
Disagree more than agree	0.5%	0.0%	0.7%	0.7%	0.8%	0.8%	0.4%	1.0%	0.4%	2.1%	0.5%	1.8%	0.1%	0.6%	0.8%
Agree more than disagree	4.0%	12.9%	3.8%	13.8%	8.8%	20.2%	3.1%	5.2%	3.3%	2.9%	4.4%	15.4%	2.3%	19.5%	7.7%
Strongly agree	93.2%	79.6%	87.8%	83.4%	86.3%	78.2%	93.6%	89.0%	93.7%	90.3%	89.7%	75.1%	95.6%	75.9%	87.3%
I really don't know	0.4%	4.3%	0.9%	1.0%	2.3%	0.4%	1.0%	1.7%	0.7%	2.1%	2.1%	2.3%	0.3%	2.3%	1.5%
n=	1,999	279	1,806	289	615	243	2,888	290	903	238	1,283	221	1,001	174	12,055

## Supplementary Crosstabulations 2: Demographics

As well as typical demographic items such as age, length of employment as a pastor, ordination status, education attained, 3 items included in this “theme” ask about whether the pastor had been employed as a Literature Evangelist and under what conditions.

**Table A-2.1**

*Crosstabulation of “Q9. [Marital status]” and “Q22. ... which Division of the Seventh-day Adventist Church?”*

Marital Status	ECD	ESD	IAD	EUD	NAD	NSD	SAD	SPD	SID	SUD	SSD	TED	WAD	UUC	Average 13 Div
Other (please specify)	0.6%	0.0%	0.4%	0.3%	0.6%	0.0%	0.1%	0.0%	0.6%	0.0%	0.5%	1.8%	0.8%	0.6%	0.4%
Married	95%	96%	89%	91%	89%	93%	95%	90%	89%	91%	84%	88%	90%	95%	91%
Single	3.6%	2.8%	9.0%	4.8%	5.7%	4.8%	2.7%	5.9%	8.3%	6.6%	15.0%	5.8%	7.7%	4.0%	6.4%
Divorced but not remarried	0.3%	0.7%	0.5%	1.0%	1.6%	0.0%	0.4%	1.3%	1.1%	0.8%	0.3%	1.8%	0.3%	0.0%	0.8%
Divorced and remarried	0.6%	0.7%	0.7%	1.7%	3.1%	1.6%	1.0%	2.0%	1.0%	0.8%	0.3%	2.7%	0.5%	0.6%	1.3%
Widowed	0.3%	0.0%	0.4%	1.0%	0.3%	0.4%	0.3%	1.0%	0.1%	1.2%	0.4%	0.0%	0.4%	0.0%	0.4%
n=	2,108	283	1,855	291	617	249	2,950	303	933	244	1,322	225	1,036	177	12,416

**Table A-2.2.**

*Crosstabulation of “Q10. My spouse is [SDA/non SDA etc]” and “Q22. ... which Division of the Seventh-day Adventist Church?”*

	ECD	ESD	IAD	EUD	NAD	NSD	SAD	SPD	SID	SUD	SSD	TED	WAD	UUC	Average 13 Div
An SDA who attends church.	99%	99%	99%	96%	98%	99%	99%	97%	98%	98%	99%	95%	99%	100%	98.2%
An SDA who does not attend church	0.5%	1.1%	0.8%	3.0%	1.8%	0.4%	0.5%	1.1%	1.2%	0.9%	0.4%	3.9%	0.3%	0.0%	1.2%
Is not an SDA but attends an Adventist church	0.2%	0.0%	0.2%	0.4%	0.4%	0.4%	0.1%	1.1%	0.2%	1.3%	0.6%	0.5%	0.1%	0.0%	0.4%
Is not a SDA & does not attend an Adventist church	0.2%	0.4%	0.1%	0.4%	0.0%	0.0%	0.2%	0.4%	0.1%	0.0%	0.0%	0.5%	0.2%	0.0%	0.2%
n=	2,006	275	1,668	270	569	236	2,847	278	845	226	1,115	206	942	169	11,483

**Table A-2.3**

*Crosstabulation of “Q38. Did you mostly work **part-time** or **full-time** when you were a Literature Evangelist?” and “Q22. ... which Division of the Seventh-day Adventist Church?”*

	ECD	ESD	IAD	EUD	NAD	NSD	SAD	SPD	SID	SUD	SSD	TED	WAD	UUC	Average 13 Div
Full-time	42.0%	22.2%	37.6%	43.6%	31.3%	28.3%	67.6%	28.9%	42.4%	47.7%	30.9%	40.0%	36.4%	18.4%	38.4%
Part-time	58.0%	77.8%	62.4%	56.4%	68.7%	71.7%	32.4%	71.1%	57.6%	52.3%	69.1%	60.0%	63.6%	81.6%	61.6%
	462	81	647	94	134	53	1,099	38	198	44	404	45	261	38	3,560

**Table A-2.4**

Crosstabulation of “Q55. Did you grow up in a home where at least **one parent was an Adventist?**” and “Q22. ... which Division of the Seventh-day Adventist Church?”

	<b>ECD</b>	<b>ESD</b>	<b>IAD</b>	<b>EUD</b>	<b>NAD</b>	<b>NSD</b>	<b>SAD</b>	<b>SPD</b>	<b>SID</b>	<b>SUD</b>	<b>SSD</b>	<b>TED</b>	<b>WAD</b>	<b>UUC</b>	<b>Average 13 Div</b>
Yes	59.1%	38.5%	66.7%	69.0%	71.0%	72.2%	55.3%	76.3%	57.1%	48.3%	68.1%	58.9%	58.4%	48.9%	61.5%
No	40.9%	61.5%	33.3%	31.0%	29.0%	27.8%	44.7%	23.7%	42.9%	51.7%	31.9%	41.1%	41.6%	51.1%	38.5%
	1,003	156	838	184	314	108	1,530	156	420	147	614	129	531	88	6,130

## Supplementary Crosstabulations 3: The Pastor's Working Life

Several items relating to the pastor's working life are clustered in this "theme," including their pastoral assignment, the size of their congregation, the number of times they preach, their baptisms, etc.

**Table A-3.1**

Crosstabulation between "Q11. What is your primary **pastoral assignment**?" and "Q22. ... which Division of the Seventh-day Adventist Church?" (Count)

	ECD	ESD	IAD	EUD	NAD	NSD	SAD	SPD	SID	SUD	SSD	TED	WAD	UUC	Totals
Senior / Primary pastor	200	141	390	152	361	194	269	203	102	86	380	131	157	85	3,059
Associate pastor	102	42	47	20	81	26	80	41	18	55	72	23	123	67	798
District pastor	1,693	83	1391	103	153	13	2,568	43	771	39	556	52	676	23	8,168
Church planter	76	5	11	3	7	10	21	8	18	48	79	4	55	0	346
Interim pastor	14	6	5	5	5	6	4	4	15	13	195	8	16	0	296
Intern	1	5	5	5	2	0	0	2	1	0	27	3	0	1	52
Volunteer pastor	3	1	5	3	8	0	2	2	3	2	8	2	2	0	41
Total	2,089	283	1854	291	617	249	2,944	303	928	243	1317	223	1029	176	12,760

**Table A-3.2**

Crosstabulation of "X or more **churches** in a pastoral assignment" and "Q22. ... which Division of the Seventh-day Adventist Church?"

Churches	ECD	ESD	IAD	EUD	NAD	NSD	SAD	SPD	SID	SUD	SSD	TED	WAD	UUC	Average 13 Div
1	100%	100%	100%	100%	100%	100%	100%	100%	100%	100%	100%	100%	100%	100%	100%
2	94.3%	72.3%	96.2%	85.1%	53.3%	29.5%	97.5%	70.3%	95.0%	73.2%	72.7%	84.5%	89.1%	75.9%	77.9%
3	89.8%	34.0%	91.6%	60.2%	21.7%	13.9%	94.6%	35.8%	89.3%	43.9%	53.3%	51.8%	80.7%	36.2%	58.5%
4	82.7%	15.6%	86.2%	31.8%	8.4%	7.8%	89.4%	19.5%	77.9%	33.1%	43.2%	28.6%	70.3%	11.5%	45.7%
5 - 9	74.2%	8.2%	78.1%	11.4%	2.6%	5.3%	81.8%	14.3%	68.1%	27.2%	36.6%	17.7%	57.3%	6.9%	37.1%
10 - 14	33.8%	3.5%	40.4%	1.0%	0.3%	2.9%	30.0%	6.5%	44.5%	19.2%	17.5%	6.8%	20.7%	4.0%	17.5%
15 - 19	12.6%	2.8%	18.0%	0.7%	0.3%	2.5%	12.5%	2.7%	29.7%	14.6%	6.6%	2.7%	7.8%	2.9%	8.7%
20 or more	7.1%	1.8%	7.8%	0.7%	0.2%	1.2%	5.4%	2.4%	22.5%	12.6%	3.9%	0.9%	3.6%	2.3%	5.4%
n=	2043	282	1,835	289	617	244	2,928	293	913	239	1,309	220	1,020	174	12,232

**Table A-3.3**

*Crosstabulation of “X or more **members** of your church(es)?” and “Q22. ... which Division of the Seventh-day Adventist Church?”*

Members	ECD	ESD	IAD	EUD	NAD	NSD	SAD	SPD	SID	SUD	SSD	TED	WAD	UUC	Average 13 Div
less than 50	100%	100%	100%	100%	100%	100%	100%	100%	100%	100%	100%	100%	100%	100%	100%
50 - 99	98.5%	77.7%	97.5%	95.2%	95.0%	61.1%	98.8%	92.1%	99.1%	58.8%	88.2%	81.7%	93.1%	80.3%	87.4%
100 - 149	96.7%	44.0%	92.9%	79.6%	84.0%	34.8%	96.2%	75.0%	95.7%	28.2%	70.3%	57.5%	82.0%	48.6%	72.1%
150 - 199	94.3%	27.3%	87.0%	61.2%	72.3%	17.2%	94.0%	57.9%	92.2%	19.7%	57.8%	40.6%	75.6%	28.9%	61.3%
200 - 299	92.0%	14.5%	78.4%	40.1%	58.8%	11.9%	92.1%	40.4%	87.4%	16.0%	48.5%	24.7%	69.0%	19.7%	51.8%
300 - 499	85.1%	6.4%	62.2%	18.0%	37.8%	7.8%	83.7%	20.9%	81.4%	11.3%	36.6%	14.6%	57.2%	8.7%	40.2%
500 - 749	73.5%	2.8%	37.6%	5.9%	21.6%	4.1%	53.2%	8.2%	72.7%	7.1%	23.8%	5.0%	36.9%	4.6%	27.1%
750 - 999	57.4%	1.4%	20.1%	2.1%	12.3%	0.8%	21.5%	4.8%	61.4%	4.2%	13.1%	0.5%	21.3%	2.3%	17.0%
1,000 to 1,999	44.6%	1.1%	10.9%	1.4%	8.1%	0.0%	7.6%	3.1%	53.3%	3.8%	9.1%	0.0%	11.0%	2.3%	11.8%
2,000 to 4,999	22.5%	0.7%	2.9%	0.3%	3.9%	0.0%	0.8%	2.1%	34.3%	2.1%	2.4%	0.0%	2.6%	2.3%	5.7%
more than 5,000	6.8%	0.0%	0.6%	0.0%	0.3%	0.0%	0.2%	1.4%	10.2%	1.7%	0.3%	0.0%	1.1%	0.6%	1.7%
n=	2,043	282	1,834	289	617	244	2,924	292	910	238	1,307	219	1,019	173	12,218

**Table A-3.4**

*Crosstabulation of “At least X people **attend** the Sabbath worship service at your church(es) each Sabbath?” and “Q22. ...which Division of the Seventh-day Adventist Church?”*

	ECD	ESD	IAD	EUD	NAD	NSD	SAD	SPD	SID	SUD	SSD	TED	WAD	UUC	Average 13 Div
less than 50	100%	100%	100%	100%	100%	100%	100%	100%	100%	100%	100%	100%	100%	100%	100%
50 - 99	97.9%	58.7%	96.0%	87.5%	88.6%	53.3%	97.8%	83.8%	96.6%	45.4%	81.1%	67.3%	89.6%	63.6%	80.3%
100 - 149	91.5%	22.8%	85.9%	59.9%	61.7%	22.3%	90.3%	57.0%	89.5%	17.6%	57.6%	37.8%	76.6%	30.6%	59.3%
150 - 199	85.7%	10.3%	75.3%	31.8%	38.9%	8.7%	83.4%	32.0%	83.2%	10.9%	42.2%	18.9%	65.6%	15.6%	45.1%
200 - 299	80.4%	3.9%	63.3%	15.9%	25.2%	6.2%	73.7%	19.6%	76.2%	9.7%	32.9%	10.6%	56.7%	8.7%	36.5%
300 - 499	69.5%	2.5%	44.8%	6.9%	12.9%	4.1%	52.6%	8.2%	68.5%	5.5%	22.1%	2.8%	43.2%	4.0%	26.4%
500 - 749	54.6%	1.4%	22.9%	3.1%	6.2%	0.8%	20.3%	3.4%	57.1%	2.9%	11.3%	1.4%	24.7%	2.9%	16.2%
750 - 999	40.4%	1.1%	9.8%	1.4%	2.4%	0.0%	6.0%	1.7%	46.4%	1.7%	5.9%	0.5%	11.6%	2.9%	9.9%
1,000 to 1,999	29.2%	1.1%	4.2%	0.7%	1.0%	0.0%	1.5%	1.7%	35.3%	1.3%	3.1%	0.0%	5.7%	2.9%	6.5%
2,000 - to 4,999	13.0%	0.4%	0.9%	0.3%	0.3%	0.0%	0.4%	1.4%	19.3%	0.8%	0.8%	0.0%	2.5%	1.7%	3.1%
more than 5,000	3.0%	0.0%	0.3%	0.0%	0.0%	0.0%	0.1%	0.7%	5.7%	0.4%	0.1%	0.0%	1.1%	0.0%	0.9%
n=	2,036	281	1829	289	614	242	2,922	291	906	238	1306	217	1,015	173	12,186

**Table A-3.5**

Crosstabulation of “At least X many **hours a week** involved in ministry-related activities in your church(es)?” and “Q22. ... which Division of the Seventh-day Adventist Church?”

	ECD	ESD	IAD	EUD	NAD	NSD	SAD	SPD	SID	SUD	SSD	TED	WAD	UUC	Average 13 Div
0-9	100%	100%	100%	100%	100%	100%	100%	100%	100%	100%	100%	100%	100%	100%	100%
10-19	97.4%	92.4%	95.4%	93.9%	94.5%	86.9%	95.4%	93.6%	95.0%	88.9%	95.1%	82.2%	95.0%	92.6%	92.7%
20-29	93.5%	78.8%	89.6%	80.6%	81.2%	78.6%	84.5%	83.5%	85.8%	77.8%	85.3%	67.3%	85.7%	81.5%	82.5%
30-34	89.8%	67.8%	83.1%	69.1%	67.9%	64.3%	76.2%	75.2%	79.9%	64.2%	76.1%	55.4%	77.4%	70.4%	72.8%
35-39	85.8%	52.5%	77.9%	63.6%	62.7%	54.8%	69.6%	64.2%	75.2%	63.0%	71.2%	48.5%	73.0%	57.4%	66.3%
40-44	80.0%	45.8%	73.3%	57.6%	56.1%	50.0%	62.5%	53.2%	71.1%	53.1%	61.8%	41.6%	67.8%	50.0%	59.5%
45-49	67.9%	39.0%	60.3%	49.1%	42.4%	35.7%	49.0%	43.1%	59.9%	39.5%	49.6%	33.7%	61.4%	31.5%	48.5%
50-54	55.9%	31.4%	52.2%	36.4%	28.4%	32.1%	40.5%	27.5%	52.2%	34.6%	44.2%	19.8%	56.7%	24.1%	39.4%
55-59	47.5%	18.6%	39.3%	23.0%	20.7%	17.9%	32.4%	14.7%	45.4%	29.6%	33.8%	15.8%	47.9%	9.3%	29.7%
60-64	38.8%	12.7%	31.9%	17.0%	14.0%	16.7%	26.9%	9.2%	39.5%	24.7%	28.4%	11.9%	43.8%	5.6%	24.3%
65-69	31.6%	9.3%	24.2%	10.9%	7.4%	11.9%	20.5%	2.8%	33.6%	19.8%	24.1%	7.9%	38.3%	1.9%	18.6%
70-74	27.6%	7.6%	21.0%	7.9%	4.4%	10.7%	17.2%	1.8%	31.3%	17.3%	20.9%	5.9%	35.5%	1.9%	16.1%
75-79	19.7%	5.9%	15.4%	3.0%	3.0%	9.5%	12.3%	0.9%	23.3%	13.6%	16.7%	4.0%	27.8%	0.0%	11.9%
More than 80	13.2%	4.2%	12.8%	1.8%	1.5%	4.8%	9.2%	0.9%	16.2%	9.9%	12.4%	3.0%	19.3%	0.0%	8.4%
n=	811	118	786	165	271	84	1177	109	339	81	468	101	363	54	4873

**Table A-3.6**

Crosstabulation of “Q12. Do you have any **associate pastors** working for / with you?” and “Q22. ... which Division of the Seventh-day Adventist Church?”

	ECD	ESD	IAD	EUD	NAD	NSD	SAD	SPD	SID	SUD	SSD	TED	WAD	UUC	Average 13 Div
I have no associate pastor	77.7%	70.5%	92.7%	82.8%	82.0%	75.6%	93.3%	73.8%	86.9%	63.9%	80.6%	83.8%	68.0%	72.9%	79.4%
I have 1 associate pastor	13.7%	12.4%	5.6%	15.6%	12.7%	16.0%	5.7%	14.9%	9.7%	17.2%	13.1%	13.1%	20.8%	9.4%	13.1%
I have 2 associate pastors	4.4%	7.3%	0.8%	0.8%	2.3%	2.8%	0.6%	7.3%	1.7%	7.2%	3.0%	2.6%	5.1%	5.2%	3.5%
I have 3 - 5 associate pastors	2.1%	6.2%	0.6%	0.4%	2.7%	4.7%	0.3%	2.4%	1.0%	3.3%	2.2%	0.0%	4.9%	5.2%	2.4%
I have more than 5 associate pastors	2.1%	3.6%	0.3%	0.4%	0.2%	0.9%	0.1%	1.6%	0.7%	8.3%	1.0%	0.5%	1.2%	7.3%	1.6%
n=	1,959	193	1,779	256	518	213	2,850	248	884	180	1158	191	884	96	11,313

**Table A-3.7**

Crosstabulation of “Q13. I am an associate pastor, and on the ministry team. There are the following number of **additional associate pastors**” and “Q22. ... which Division of the Seventh-day Adventist Church?”

	ECD	ESD	IAD	EUD	NAD	NSD	SAD	SPD	SID	SUD	SSD	TED	WAD	UUC	Average 13 Div
0 (I am the only one)	56.1%	64.1%	52.0%	64.7%	34.7%	61.5%	48.0%	35.1%	85.2%	36.4%	68.1%	68.8%	55.3%	75.0%	56.1%
1 (in addition to me)	23.4%	7.7%	18.0%	17.6%	22.2%	15.4%	21.3%	45.9%	3.7%	21.8%	13.9%	18.8%	16.3%	6.3%	18.9%
2	6.5%	2.6%	8.0%	0.0%	9.7%	3.8%	5.3%	16.2%	0.0%	23.6%	8.3%	0.0%	9.8%	3.1%	7.2%
3 - 5	6.5%	15.4%	10.0%	5.9%	27.8%	15.4%	21.3%	2.7%	3.7%	3.6%	6.9%	12.5%	12.2%	4.7%	11.1%
More than 5	7.5%	10.3%	12.0%	11.8%	5.6%	3.8%	4.0%	0.0%	7.4%	14.5%	2.8%	0.0%	6.5%	10.9%	6.6%
	107	39	50	17	72	26	75	37	27	55	72	16	123	64	716

**Table A-3.8**

Crosstabulation of “Q40. How much does an SDA pastor **earn in comparison with other SDA employees?**” and “Q22. ... which Division of the Seventh-day Adventist Church?”

	ECD	ESD	IAD	EUD	NAD	NSD	SAD	SPD	SID	SUD	SSD	TED	WAD	UUC	Average 13 Div
Much less	13.1%	6.9%	6.0%	5.4%	2.6%	3.5%	3.2%	7.5%	10.1%	43.9%	7.6%	5.9%	15.5%	5.7%	10.1%
Somewhat less	16.2%	24.1%	10.5%	7.1%	8.1%	30.2%	5.7%	15.9%	13.9%	19.5%	16.5%	10.9%	14.4%	15.1%	14.8%
About the same	24.4%	40.5%	9.9%	28.6%	33.0%	31.4%	16.2%	18.7%	22.2%	14.6%	37.0%	28.7%	26.2%	26.4%	25.5%
Probably more	14.1%	12.9%	34.9%	28.6%	18.3%	9.3%	39.4%	8.4%	20.4%	6.1%	18.4%	14.9%	13.3%	13.2%	18.4%
Much more	8.5%	0.9%	8.8%	2.4%	0.7%	2.3%	12.1%	1.9%	3.3%	3.7%	5.6%	1.0%	4.4%	0.0%	4.3%
I don't know	23.7%	14.7%	29.9%	28.0%	37.4%	23.3%	23.3%	47.7%	30.2%	12.2%	14.9%	38.6%	26.2%	39.6%	26.9%
n=	810	116	787	168	273	86	1187	107	338	82	462	101	362	53	4,879

**Table A-3.9***Greater than X baptisms resulting from the activities of the church(es) under pastor's leadership*

	ECD	ESD	IAD	EUD	NAD	NSD	SAD	SPD	SID	SUD	SSD	TED	WAD	UUC	Average 13 Div
0	100%	100%	100%	100%	100%	100%	100%	100%	100%	100%	100%	100%	100%	100%	100%
1 - 4	99.0%	85.5%	97.7%	92.9%	91.2%	87.1%	99.6%	92.6%	98.0%	90.4%	98.8%	82.9%	99.0%	88.6%	93.4%
5 - 9	88.9%	34.1%	86.9%	50.8%	61.8%	36.3%	93.7%	53.7%	88.0%	65.4%	84.7%	35.9%	89.4%	41.2%	66.9%
10 - 14	80.7%	18.4%	77.0%	32.0%	37.3%	25.8%	87.2%	30.9%	77.4%	47.4%	64.8%	15.4%	80.0%	22.8%	51.9%
15 - 19	72.0%	8.9%	68.2%	20.3%	20.8%	21.0%	79.5%	20.1%	72.5%	36.5%	48.4%	10.3%	68.6%	14.9%	42.1%
20 - 29	67.0%	7.3%	59.7%	16.2%	14.2%	16.1%	71.2%	15.4%	66.6%	26.9%	39.5%	6.0%	55.9%	11.4%	35.5%
30 - 49	59.3%	6.1%	48.9%	11.2%	8.3%	11.3%	57.3%	9.4%	59.8%	18.6%	30.5%	4.3%	42.9%	7.0%	28.3%
50 - 74	47.6%	3.9%	33.5%	7.1%	3.7%	8.1%	36.2%	6.0%	50.8%	11.5%	23.7%	2.6%	26.7%	6.1%	20.1%
75 - 100	34.1%	2.2%	18.7%	4.6%	3.1%	8.1%	18.7%	3.4%	42.4%	9.6%	16.1%	2.6%	13.5%	2.6%	13.6%
More than 100	19.8%	2.2%	8.6%	2.0%	2.3%	4.8%	9.2%	2.0%	32.7%	6.4%	9.2%	1.7%	6.6%	0.9%	8.3%
n=	1,147	179	943	197	351	124	1,715	149	443	156	731	117	606	114	6,858



## Supplementary Crosstabulations 4: Potential Challenges of Being a Minister

The research consulted in the formulation of the Global Adventist Pastors' Survey identified several challenges many pastors face in their ministry, such as lack of control over their time, whether they consider they have been supported or treated fairly by the church leadership, time management issues and money worries. Items that consider such issues are grouped under this "theme."

**Table A-4.1**

*Crosstabulation of "Q27p. I feel run down and drained of physical or emotional energy" and "Q22. ... which Division of the Seventh-day Adventist Church?"*

	ECD	ESD	IAD	EUD	NAD	NSD	SAD	SPD	SID	SUD	SSD	TED	WAD	UUC	Average 13 Div
1. Strongly disagree	38.1%	11.4%	41.2%	31.4%	16.4%	13.3%	34.7%	12.7%	34.9%	45.0%	24.5%	20.4%	26.4%	10.2%	27.0%
2. Disagree more than agree	18.8%	32.5%	25.4%	32.6%	40.4%	27.8%	21.5%	32.2%	17.9%	7.5%	33.0%	25.2%	23.3%	32.2%	26.0%
3. Agree more than disagree	18.8%	35.8%	20.3%	22.9%	29.3%	46.7%	33.6%	36.4%	27.8%	16.3%	27.5%	28.2%	30.1%	45.8%	28.7%
4. Strongly agree	18.5%	19.5%	11.6%	11.4%	13.6%	10.0%	9.2%	15.3%	15.3%	21.3%	13.0%	25.2%	17.3%	11.9%	15.5%
0. I really don't know	5.7%	0.8%	1.6%	1.7%	0.3%	2.2%	1.0%	3.4%	4.0%	10.0%	2.0%	1.0%	2.9%	0.0%	2.8%
n=	818	123	828	175	287	90	1,245	118	352	80	494	103	382	59	5,095

**Table A-4.2**

*Crosstabulation of "Q27s. I feel that I have no one to talk to or counsel with" and "Q22. ... which Division of the Seventh-day Adventist Church?"*

	ECD	ESD	IAD	EUD	NAD	NSD	SAD	SPD	SID	SUD	SSD	TED	WAD	UUC	Average 13 Div
1. Strongly disagree	61.4%	33.6%	54.9%	42.6%	30.2%	17.6%	23.6%	28.2%	44.9%	57.0%	50.6%	28.4%	51.1%	39.0%	40.3%
2. Disagree more than agree	15.5%	28.7%	19.0%	27.8%	35.8%	48.4%	19.3%	35.9%	17.5%	12.7%	30.2%	31.4%	23.9%	35.6%	26.6%
3. Agree more than disagree	10.3%	25.4%	14.9%	18.2%	21.4%	24.2%	34.6%	25.6%	24.6%	8.9%	11.2%	24.5%	14.2%	20.3%	19.8%
4. Strongly agree	10.7%	9.8%	10.3%	10.2%	11.9%	7.7%	21.8%	8.5%	11.0%	16.5%	6.7%	14.7%	9.2%	5.1%	11.5%
0. I really don't know	2.1%	2.5%	0.9%	1.1%	0.7%	2.2%	0.7%	1.7%	2.0%	5.1%	1.2%	1.0%	1.6%	0.0%	1.7%
n=	822	122	819	176	285	91	1,243	117	354	79	490	102	380	59	5,080

**Table A-4.3**

Crosstabulation of “Q27d. I get discouraged because **nobody seems to care**” and “Q22. ... which Division of the Seventh-day Adventist Church?”

	ECD	ESD	IAD	EUD	NAD	NSD	SAD	SPD	SID	SUD	SSD	TED	WAD	UUC	Average 13 Div
1. Strongly disagree	53.2%	27.6%	52.9%	42.0%	33.3%	34.1%	42.1%	30.3%	45.1%	44.6%	51.7%	32.7%	42.5%	33.9%	40.9%
2. Disagree more than agree	17.5%	38.2%	22.6%	33.0%	37.2%	53.8%	24.2%	44.5%	19.1%	6.0%	30.0%	35.6%	23.2%	37.3%	29.6%
3. Agree more than disagree	13.7%	25.2%	14.4%	18.2%	21.2%	8.8%	25.4%	13.4%	22.7%	15.7%	12.4%	23.1%	18.6%	22.0%	17.9%
4. Strongly agree	12.8%	8.1%	6.7%	4.5%	7.3%	1.1%	7.0%	10.9%	10.7%	24.1%	5.1%	6.7%	13.4%	5.1%	9.1%
0. I really don't know	2.9%	0.8%	3.2%	2.3%	1.0%	2.2%	1.4%	0.8%	2.5%	9.6%	0.8%	1.9%	2.3%	1.7%	2.5%
n=	841	123	831	176	288	91	1,246	119	366	83	493	104	388	59	5,149

**Table A-4.4**

Crosstabulation of “Q27m. Sometimes I feel that I would like to **leave pastoral ministry**” and “Q22. ... which Division of the Seventh-day Adventist Church?”

	ECD	ESD	IAD	EUD	NAD	NSD	SAD	SPD	SID	SUD	SSD	TED	WAD	UUC	Average 13 Div
1. Strongly disagree	74.2%	36.9%	58.1%	44.3%	34.7%	23.1%	55.1%	31.4%	63.6%	61.0%	52.9%	28.2%	65.0%	25.4%	48.3%
2. Disagree more than agree	8.6%	26.2%	19.0%	26.7%	26.7%	26.4%	14.4%	30.5%	15.6%	6.1%	20.0%	31.1%	13.2%	37.3%	20.3%
3. Agree more than disagree	6.6%	24.6%	11.0%	15.9%	23.6%	35.2%	20.3%	20.3%	12.8%	9.8%	19.4%	23.3%	11.1%	16.9%	18.0%
4. Strongly agree	9.2%	9.0%	9.9%	11.4%	14.2%	14.3%	9.1%	16.9%	6.4%	18.3%	6.7%	16.5%	7.8%	16.9%	11.5%
0. I really don't know	1.4%	3.3%	2.1%	1.7%	0.7%	1.1%	1.1%	0.8%	1.7%	4.9%	1.0%	1.0%	2.8%	3.4%	1.8%
n=	829	122	828	176	288	91	1,244	118	360	82	495	103	386	59	5,122

**Table A-4.5**

Correlation of “Q27u. I feel that I have **little control over my time**” and “Q22. ... which Division of the Seventh-day Adventist Church?”

	ECD	ESD	IAD	EUD	NAD	NSD	SAD	SPD	SID	SUD	SSD	TED	WAD	UUC	Average 13 Div
1. Strongly disagree	42.4%	12.2%	33.6%	23.7%	23.5%	15.6%	25.0%	17.8%	35.5%	34.6%	17.7%	16.5%	23.7%	11.9%	24.8%
2. Disagree more than agree	17.8%	35.0%	28.1%	39.9%	49.8%	64.4%	27.8%	46.6%	26.2%	3.8%	26.5%	42.7%	25.3%	39.0%	33.4%
3. Agree more than disagree	23.0%	39.8%	26.5%	25.4%	22.1%	12.2%	37.0%	29.7%	26.8%	12.8%	37.7%	27.2%	29.6%	37.3%	26.9%
4. Strongly agree	15.8%	10.6%	10.9%	11.0%	4.6%	5.6%	9.4%	4.2%	10.7%	41.0%	16.1%	12.6%	19.5%	11.9%	13.2%
0. I really don't know	1.0%	2.4%	0.9%	0.0%	0.0%	2.2%	0.8%	1.7%	0.8%	7.7%	2.0%	1.0%	1.8%	0.0%	1.7%
n=	816	123	818	173	285	90	1,242	118	355	78	491	103	379	59	5,071

**Table A-4.6**

Crosstabulation of “Q27i. I find it **hard to say “no”** when people ask me to do things” and “Q22. ... which Division of the Seventh-day Adventist Church?”

	ECD	ESD	IAD	EUD	NAD	NSD	SAD	SPD	SID	SUD	SSD	TED	WAD	UUC	Average 13 Div
1. Strongly disagree	35.3%	4.9%	18.5%	9.7%	11.9%	7.7%	15.1%	7.6%	25.1%	25.6%	5.2%	6.7%	22.7%	6.8%	15.1%
2. Disagree more than agree	15.7%	13.0%	19.1%	28.0%	29.5%	17.6%	22.6%	30.5%	18.8%	4.9%	14.1%	16.3%	18.3%	30.5%	19.1%
3. Agree more than disagree	22.7%	42.3%	27.5%	35.4%	37.9%	50.5%	40.7%	40.7%	29.0%	9.8%	31.5%	55.8%	22.0%	40.7%	34.3%
4. Strongly agree	24.1%	39.0%	33.1%	26.9%	20.4%	23.1%	21.3%	19.5%	25.4%	57.3%	49.0%	21.2%	34.4%	22.0%	30.4%
0. I really don't know	2.2%	0.8%	1.8%	0.0%	0.4%	1.1%	0.3%	1.7%	1.7%	2.4%	0.2%	0.0%	2.6%	0.0%	1.2%
n=	833	123	833	175	285	91	1,246	118	362	82	496	104	387	59	5,135

**Table A-4.7**

Crosstabulation of “Q27f. Sometimes I am **unable to pay my bills**” and “Q22. ... which Division of the Seventh-day Adventist Church?”

	ECD	ESD	IAD	EUD	NAD	NSD	SAD	SPD	SID	SUD	SSD	TED	WAD	UUC	Average 13 Div
1. Strongly disagree	24.3%	39.0%	44.1%	56.6%	45.8%	14.3%	53.8%	42.7%	32.6%	26.8%	38.9%	45.2%	25.4%	31.0%	37.6%
2. Disagree more than agree	10.4%	21.1%	19.6%	23.4%	25.2%	22.0%	12.7%	27.4%	15.9%	11.0%	22.5%	27.9%	16.8%	24.1%	19.7%
3. Agree more than disagree	24.4%	23.6%	18.0%	14.9%	16.4%	45.1%	22.2%	9.4%	24.4%	22.0%	22.1%	18.3%	23.3%	27.6%	21.8%
4. Strongly agree	39.5%	15.4%	17.0%	4.0%	12.6%	17.6%	10.9%	17.9%	26.0%	32.9%	14.0%	8.7%	33.4%	17.2%	19.2%
0. I really don't know	1.4%	0.8%	1.3%	1.1%	0.0%	1.1%	0.3%	2.6%	1.1%	7.3%	2.6%	0.0%	1.0%	0.0%	1.6%
n=	837	123	833	175	286	91	1,245	117	365	82	494	104	386	58	5,138

**Table A-4.8**

Crosstabulation of “Q27b. I **need more training** in order to do my work properly” and “Q22. The church(es) you pastor are located in which Division of the Seventh-day Adventist Church?”

	ECD	ESD	IAD	EUD	NAD	NSD	SAD	SPD	SID	SUD	SSD	TED	WAD	UUC	Average 13 Div
1. Strongly disagree	7.2%	2.5%	8.9%	8.5%	11.5%	2.2%	6.8%	6.8%	9.0%	4.8%	2.8%	6.8%	8.2%	5.1%	6.6%
2. Disagree more than agree	4.9%	9.8%	11.8%	29.5%	41.1%	7.7%	14.7%	28.0%	15.0%	6.0%	3.2%	27.2%	8.5%	8.5%	16.0%
3. Agree more than disagree	19.4%	35.2%	26.9%	40.9%	30.7%	39.6%	42.9%	40.7%	24.3%	15.7%	19.4%	38.8%	23.2%	50.8%	30.6%
4. Strongly agree	67.9%	48.4%	51.4%	19.9%	16.4%	50.5%	35.0%	22.0%	51.2%	71.1%	74.1%	25.2%	59.0%	35.6%	45.6%
0. I really don't know	0.6%	4.1%	1.0%	1.1%	0.3%	0.0%	0.6%	2.5%	0.5%	2.4%	0.4%	1.9%	1.0%	0.0%	1.3%
n=	842	122	839	176	287	91	1,246	118	367	83	494	103	388	59	5,156

**Table A-4.9**

Crosstabulation of “Q27z. I feel **misunderstood** or unappreciated by my co-workers” and “Q22. ... which Division of the Seventh-day Adventist Church?”

	ECD	ESD	IAD	EUD	NAD	NSD	SAD	SPD	SID	SUD	SSD	TED	WAD	UUC	Average 13 Div
1. Strongly disagree	56.8%	35.0%	52.9%	51.1%	51.0%	23.1%	56.1%	44.1%	41.7%	49.4%	34.8%	49.0%	35.2%	36.2%	44.6%
2. Disagree more than agree	16.5%	33.3%	20.6%	27.3%	29.7%	64.8%	19.6%	35.6%	22.0%	9.1%	34.8%	29.4%	27.0%	44.8%	28.4%
3. Agree more than disagree	14.5%	20.3%	15.2%	9.1%	11.2%	5.5%	17.5%	13.6%	22.5%	13.0%	21.2%	11.8%	20.1%	10.3%	15.0%
4. Strongly agree	7.8%	5.7%	6.7%	5.7%	4.2%	2.2%	4.6%	1.7%	8.7%	23.4%	6.8%	3.9%	11.9%	5.2%	7.2%
0. I really don't know	4.3%	5.7%	4.5%	6.8%	3.8%	4.4%	2.1%	5.1%	5.1%	5.2%	2.3%	5.9%	5.8%	3.4%	4.7%
n=	811	123	816	176	286	91	1,238	118	355	77	485	102	378	58	5,056

**Table A-4.10**

Crosstabulation of “Q27n. I **postpone tough conversations** to avoid upsetting people” and “Q22. ... which Division of the Seventh-day Adventist Church?”

	ECD	ESD	IAD	EUD	NAD	NSD	SAD	SPD	SID	SUD	SSD	TED	WAD	UUC	Average 13 Div
1. Strongly disagree	27.7%	12.2%	38.6%	26.9%	21.2%	6.7%	29.9%	15.1%	30.3%	25.0%	9.9%	26.2%	23.7%	10.2%	22.6%
2. Disagree more than agree	17.7%	35.8%	28.3%	41.1%	44.1%	27.8%	28.5%	42.9%	23.0%	6.3%	16.6%	34.0%	19.8%	33.9%	28.1%
3. Agree more than disagree	23.0%	40.7%	21.5%	26.3%	26.7%	45.6%	32.7%	36.1%	28.0%	12.5%	39.4%	33.0%	28.1%	49.2%	30.3%
4. Strongly agree	28.4%	10.6%	10.4%	4.0%	7.6%	20.0%	7.7%	5.0%	16.2%	53.8%	32.7%	3.9%	25.8%	6.8%	17.4%
0. I really don't know	3.2%	0.8%	1.2%	1.7%	0.3%	0.0%	1.2%	0.8%	2.5%	2.5%	1.4%	2.9%	2.6%	0.0%	1.6%
n=	819	123	828	175	288	90	1,247	119	357	80	493	103	384	59	5,106

**Table A-4.11**

Crosstabulation of “Q27w. My ministry makes it difficult for us to take **family holidays**” and “Q22. ... which Division of the Seventh-day Adventist Church?”

	ECD	ESD	IAD	EUD	NAD	NSD	SAD	SPD	SID	SUD	SSD	TED	WAD	UUC	Average 13 Div
1. Strongly disagree	35.0%	21.1%	39.5%	36.6%	24.6%	8.8%	52.5%	15.1%	36.0%	44.3%	25.7%	24.3%	16.3%	31.6%	29.2%
2. Disagree more than agree	13.3%	30.9%	18.7%	27.4%	29.5%	47.3%	14.2%	41.2%	20.5%	8.9%	30.9%	22.3%	14.2%	38.6%	24.6%
3. Agree more than disagree	20.2%	26.8%	21.0%	20.0%	28.4%	30.8%	22.8%	28.6%	22.5%	10.1%	25.7%	34.0%	26.3%	17.5%	24.4%
4. Strongly agree	29.8%	18.7%	19.1%	13.7%	15.8%	9.9%	9.5%	13.4%	18.2%	31.6%	13.6%	12.6%	39.7%	7.0%	18.9%
0. I really don't know	1.7%	2.4%	1.7%	2.3%	1.8%	3.3%	1.0%	1.7%	2.9%	5.1%	4.1%	6.8%	3.4%	5.3%	2.9%
n=	812	123	811	175	285	91	1238	119	347	79	486	103	380	57	5049

**Table A-4.12**

*Crosstabulation of “Q27t. I manage to find the time to do the recommended amount of **exercise**” and “Q22. ... which Division of the Seventh-day Adventist Church?”*

	ECD	ESD	IAD	EUD	NAD	NSD	SAD	SPD	SID	SUD	SSD	TED	WAD	UUC	Average 13 Div
1. Strongly disagree	8.4%	8.9%	16.0%	18.3%	13.9%	5.5%	11.5%	15.3%	9.9%	2.5%	4.3%	18.4%	13.1%	6.8%	11.2%
2. Disagree more than agree	9.6%	35.0%	19.3%	33.1%	27.2%	13.2%	19.3%	27.1%	18.0%	5.1%	24.2%	32.0%	18.6%	15.3%	21.7%
3. Agree more than disagree	32.4%	26.8%	28.0%	22.3%	31.7%	60.4%	39.9%	38.1%	32.4%	16.5%	39.4%	26.2%	36.1%	54.2%	33.1%
4. Strongly agree	48.4%	26.8%	35.0%	25.1%	26.1%	19.8%	28.8%	17.8%	38.0%	70.9%	30.7%	20.4%	28.8%	22.0%	32.1%
0. I really don't know	1.2%	2.4%	1.7%	1.1%	1.0%	1.1%	0.4%	1.7%	1.7%	5.1%	1.4%	2.9%	3.4%	1.7%	1.9%
n=	823	123	820	175	287	91	1,242	118	355	79	492	103	382	59	5,090

**Table A-4.13**

*Crosstabulation of “Q27e. I feel **supported by my congregation(s)**” and “Q22. ... which Division of the Seventh-day Adventist Church?”*

	ECD	ESD	IAD	EUD	NAD	NSD	SAD	SPD	SID	SUD	SSD	TED	WAD	UUC	Average 13 Div
1. Strongly disagree	4.5%	1.6%	2.6%	0.0%	0.3%	1.1%	1.5%	1.7%	2.7%	3.6%	1.6%	8.7%	3.1%	1.7%	2.5%
2. Disagree more than agree	5.3%	12.2%	4.0%	9.1%	6.6%	3.3%	4.0%	3.4%	7.6%	3.6%	5.7%	11.5%	9.5%	18.6%	6.6%
3. Agree more than disagree	27.0%	47.2%	34.7%	42.0%	43.9%	53.3%	41.1%	42.0%	33.2%	13.1%	28.3%	51.9%	36.3%	54.2%	38.0%
4. Strongly agree	62.4%	38.2%	57.3%	47.2%	47.7%	41.1%	52.8%	51.3%	54.8%	77.4%	63.8%	27.9%	49.2%	25.4%	51.6%
0. I really don't know	0.8%	0.8%	1.4%	1.7%	1.4%	1.1%	0.6%	1.7%	1.6%	2.4%	0.6%	0.0%	1.8%	0.0%	1.2%
n=	846	123	833	176	287	90	1248	119	367	84	494	104	388	59	5159

**Table A-4.14**

*Crosstabulation of “Q27g. I feel **supported by my Conference leaders**” and “Q22. ... which Division of the Seventh-day Adventist Church?”*

	ECD	ESD	IAD	EUD	NAD	NSD	SAD	SPD	SID	SUD	SSD	TED	WAD	UUC	Average 13 Div
1. Strongly disagree	6.1%	5.7%	6.8%	3.5%	4.9%	3.3%	4.3%	9.3%	10.2%	4.9%	1.6%	8.7%	8.6%	3.4%	6.0%
2. Disagree more than agree	7.6%	10.7%	11.9%	9.9%	13.2%	18.7%	8.8%	12.7%	10.2%	2.4%	6.7%	11.5%	14.6%	6.9%	10.7%
3. Agree more than disagree	25.7%	36.9%	26.3%	33.1%	33.1%	51.6%	35.0%	36.4%	33.5%	15.9%	26.3%	34.6%	32.0%	50.0%	32.3%
4. Strongly agree	59.1%	43.4%	52.6%	50.6%	47.7%	20.9%	51.3%	39.0%	44.5%	75.6%	64.2%	42.3%	43.0%	39.7%	48.8%
0. I really don't know	1.5%	3.3%	2.4%	2.9%	1.0%	5.5%	0.6%	2.5%	1.6%	1.2%	1.2%	2.9%	1.8%	0.0%	2.2%
n=	842	122	834	172	287	91	1,248	118	364	82	494	104	384	58	5,142

**Table A-4.15**

Crosstabulation of “Q27h. I feel **supported by my Union leaders**” and “Q22. ... which Division of the Seventh-day Adventist Church?”

	ECD	ESD	IAD	EUD	NAD	NSD	SAD	SPD	SID	SUD	SSD	TED	WAD	UUC	Average 13 Div
1. Strongly disagree	8.6%	7.4%	9.7%	8.0%	11.8%	11.0%	11.3%	8.5%	13.5%	8.5%	2.8%	16.3%	14.6%	5.1%	10.2%
2. Disagree more than agree	8.1%	14.8%	13.6%	13.2%	13.9%	30.8%	14.7%	17.9%	14.0%	6.1%	8.7%	11.5%	16.4%	18.6%	14.1%
3. Agree more than disagree	25.9%	36.1%	27.6%	23.0%	26.8%	34.1%	37.3%	30.8%	29.5%	11.0%	31.3%	39.4%	29.7%	49.2%	29.4%
4. Strongly agree	53.5%	32.8%	43.4%	40.2%	23.3%	13.2%	34.5%	33.3%	38.3%	72.0%	53.9%	28.8%	34.6%	22.0%	38.6%
0. I really don't know	3.9%	9.0%	5.6%	15.5%	24.0%	11.0%	2.2%	9.4%	4.7%	2.4%	3.2%	3.8%	4.7%	5.1%	7.7%
n=	841	122	832	174	287	91	1,247	117	363	82	495	104	384	59	5,139

**Table A-4.16**

Crosstabulation of “Q27y. During my time as an employed minister, the Church organization has **always treated me fairly**” and “Q22. ... which Division of the Seventh-day Adventist Church?”

	ECD	ESD	IAD	EUD	NAD	NSD	SAD	SPD	SID	SUD	SSD	TED	WAD	UUC	Average 13 Div
1. Strongly disagree	7.4%	4.9%	8.0%	6.3%	15.0%	4.4%	7.3%	12.7%	10.1%	3.8%	2.5%	12.6%	7.9%	5.2%	7.9%
2. Disagree more than agree	9.0%	10.7%	16.3%	5.1%	14.3%	22.0%	13.0%	15.3%	12.4%	10.1%	11.9%	11.7%	13.6%	20.7%	12.7%
3. Agree more than disagree	30.3%	50.0%	28.0%	34.7%	37.8%	51.6%	32.3%	34.7%	34.3%	6.3%	29.5%	34.0%	36.4%	43.1%	33.8%
4. Strongly agree	50.9%	32.8%	45.0%	52.3%	31.8%	17.6%	46.8%	33.9%	40.4%	78.5%	55.3%	38.8%	38.2%	31.0%	43.3%
0. I really don't know	2.5%	1.6%	2.6%	1.7%	1.0%	4.4%	0.7%	3.4%	2.8%	1.3%	0.8%	2.9%	3.9%	0.0%	2.3%
n=	815	122	820	176	286	91	1,240	118	356	79	488	103	382	58	5,076

**Table A-4.17**

Crosstabulation of “Q27v. My **spouse is very supportive of my ministry**” and “Q22. ... which Division of the Seventh-day Adventist Church?”

	ECD	ESD	IAD	EUD	NAD	NSD	SAD	SPD	SID	SUD	SSD	TED	WAD	UUC	Average 13 Div
1. Strongly disagree	2.3%	2.5%	2.4%	1.8%	2.5%	1.1%	1.1%	0.0%	2.9%	2.5%	0.6%	5.8%	3.2%	0.0%	2.2%
2. Disagree more than agree	1.5%	5.0%	1.9%	8.8%	2.8%	3.3%	1.9%	6.8%	1.5%	1.3%	1.9%	7.8%	1.9%	7.0%	3.6%
3. Agree more than disagree	7.7%	21.5%	11.1%	28.7%	22.7%	33.0%	12.2%	20.3%	12.0%	2.5%	12.5%	24.3%	12.0%	12.3%	17.0%
4. Strongly agree	86.9%	70.2%	80.9%	57.3%	64.9%	58.2%	83.3%	66.1%	80.9%	88.8%	78.1%	57.3%	77.1%	75.4%	73.1%
0. I really don't know	1.6%	0.8%	3.7%	3.5%	7.1%	4.4%	1.5%	6.8%	2.6%	5.0%	6.9%	4.9%	5.9%	5.3%	4.2%
n=	815	121	802	171	282	91	1,231	118	341	80	480	103	375	57	5,010

**Table A-4.18**

*Crosstabulation of “Q27r. I feel **close to my family**” and “Q22. ... which Division of the Seventh-day Adventist Church?”*

	ECD	ESD	IAD	EUD	NAD	NSD	SAD	SPD	SID	SUD	SSD	TED	WAD	UUC	Average 13 Div
1. Strongly disagree	4.3%	1.6%	3.4%	0.6%	0.7%	0.0%	1.7%	0.0%	2.3%	3.8%	0.8%	1.9%	4.0%	0.0%	1.9%
2. Disagree more than agree	5.1%	5.7%	4.9%	4.6%	3.1%	2.2%	3.9%	5.9%	5.1%	2.6%	3.1%	5.8%	3.2%	1.8%	4.2%
3. Agree more than disagree	16.2%	25.4%	17.1%	25.1%	28.7%	44.0%	23.4%	30.3%	19.1%	9.0%	16.1%	26.2%	17.5%	21.4%	22.9%
4. Strongly agree	74.2%	63.9%	74.0%	69.1%	66.4%	52.7%	70.4%	62.2%	73.2%	80.8%	79.2%	66.0%	75.1%	71.4%	69.8%
0. I really don't know	0.2%	3.3%	0.5%	0.6%	1.0%	1.1%	0.6%	1.7%	0.3%	3.8%	0.8%	0.0%	0.3%	5.4%	1.1%
n=	810	122	813	175	286	91	1,242	119	351	78	491	103	378	56	5,059

**Table A-4.19**

*Crosstabulation of “Q27k. My **family resent** the church and its effect on our family” and “Q22. ... which Division of the Seventh-day Adventist Church?”*

	ECD	ESD	IAD	EUD	NAD	NSD	SAD	SPD	SID	SUD	SSD	TED	WAD	UUC	Average 13 Div
1. Strongly disagree	41.3%	68.3%	76.7%	58.3%	45.3%	34.1%	71.6%	38.1%	50.9%	47.6%	62.1%	41.7%	50.3%	60.3%	52.8%
2. Disagree more than agree	11.4%	22.8%	12.0%	26.3%	32.1%	46.2%	11.6%	28.8%	15.1%	7.3%	15.4%	31.1%	17.6%	29.3%	21.4%
3. Agree more than disagree	18.8%	4.9%	7.0%	8.0%	13.9%	15.4%	13.2%	27.1%	12.9%	11.0%	10.8%	13.6%	13.0%	6.9%	13.0%
4. Strongly agree	21.7%	3.3%	2.4%	5.1%	5.6%	2.2%	2.6%	4.2%	10.9%	23.2%	9.5%	7.8%	12.2%	1.7%	8.5%
0. I really don't know	6.8%	0.8%	1.9%	2.3%	3.1%	2.2%	1.0%	1.7%	10.3%	11.0%	2.2%	5.8%	6.9%	1.7%	4.3%
n=	814	123	827	175	287	91	1,246	118	350	82	493	103	376	58	5,085

**Table A-4.20**

*Crosstabulation of “Q27j. I believe I am **paid fairly** for my work” and “Q22. ... which Division of the Seventh-day Adventist Church?”*

	ECD	ESD	IAD	EUD	NAD	NSD	SAD	SPD	SID	SUD	SSD	TED	WAD	UUC	Average 13 Div
1. Strongly disagree	17.9%	3.3%	6.6%	6.3%	18.6%	5.5%	5.1%	7.6%	14.1%	11.0%	3.6%	9.7%	16.8%	6.9%	9.7%
2. Disagree more than agree	12.6%	14.8%	10.8%	13.1%	18.2%	14.3%	7.5%	15.1%	18.8%	6.1%	8.3%	21.4%	15.7%	3.4%	13.6%
3. Agree more than disagree	24.5%	29.5%	22.0%	28.0%	36.5%	52.7%	27.0%	32.8%	27.9%	11.0%	26.5%	34.0%	27.3%	50.0%	29.2%
4. Strongly agree	40.8%	50.8%	58.3%	49.1%	24.6%	20.9%	59.4%	40.3%	35.4%	69.5%	60.2%	29.1%	37.5%	36.2%	44.3%
0. I really don't know	4.2%	1.6%	2.3%	3.4%	2.1%	6.6%	1.0%	4.2%	3.9%	2.4%	1.4%	5.8%	2.6%	3.4%	3.2%
n=	836	122	833	175	285	91	1,246	119	362	82	495	103	381	58	5,130

**Table A-4.21**

Crosstabulation of “Q27q. It is **important to me that I am respected** because of my status as pastor” and “Q22. ... which Division of the Seventh-day Adventist Church?”

	ECD	ESD	IAD	EUD	NAD	NSD	SAD	SPD	SID	SUD	SSD	TED	WAD	UUC	Average 13 Div
1. Strongly disagree	12.0%	18.0%	20.4%	11.4%	26.3%	15.4%	22.6%	32.2%	19.8%	25.0%	12.4%	17.6%	10.7%	13.6%	18.8%
2. Disagree more than agree	7.4%	32.8%	16.0%	32.6%	30.2%	34.1%	18.0%	23.7%	16.4%	8.8%	22.8%	26.5%	11.5%	27.1%	21.6%
3. Agree more than disagree	20.1%	30.3%	29.7%	36.0%	30.2%	35.2%	36.6%	28.8%	20.7%	7.5%	32.5%	35.3%	27.1%	33.9%	28.5%
4. Strongly agree	58.4%	14.8%	30.8%	14.3%	10.9%	12.1%	21.5%	11.0%	38.5%	53.8%	30.9%	14.7%	47.7%	18.6%	27.6%
0. I really don't know	2.1%	4.1%	3.1%	5.7%	2.5%	3.3%	1.3%	4.2%	4.5%	5.0%	1.4%	5.9%	3.1%	6.8%	3.6%
n=	820	122	818	175	285	91	1,244	118	353	80	492	102	384	59	5,084

**Table A-4.22**

Crosstabulation of “Q27x. My members expect me to keep **good relations with my Conference president**” and “Q22. ... which Division of the Seventh-day Adventist Church?”

	ECD	ESD	IAD	EUD	NAD	NSD	SAD	SPD	SID	SUD	SSD	TED	WAD	UUC	Average 13 Div
1. Strongly disagree	3.3%	4.9%	4.6%	9.7%	7.3%	1.1%	5.2%	6.7%	4.2%	5.1%	2.0%	8.7%	5.0%	8.6%	5.2%
2. Disagree more than agree	4.2%	9.8%	3.4%	11.4%	13.9%	11.2%	6.5%	12.6%	2.0%	3.8%	6.7%	5.8%	5.3%	8.6%	7.4%
3. Agree more than disagree	17.4%	23.8%	21.2%	22.9%	33.8%	52.8%	20.3%	47.1%	20.7%	10.1%	29.9%	35.9%	23.2%	24.1%	27.6%
4. Strongly agree	72.7%	38.5%	60.8%	33.7%	19.2%	22.5%	58.0%	15.1%	65.4%	75.9%	57.7%	19.4%	55.3%	32.8%	45.7%
0. I really don't know	2.5%	23.0%	10.0%	22.3%	25.8%	12.4%	10.0%	18.5%	7.6%	5.1%	3.7%	30.1%	11.3%	25.9%	14.0%
n=	816	122	821	175	287	89	1,241	119	353	79	489	103	380	58	5,074



## Supplementary Crosstabulations 5: Desirable Additional Resources

This cluster of items relates to the question, “Q29. Do you feel that you need further resources for an effective ministry?”

**Table A-5.1**

*Correlation of “Q29a. Training or professional development” and “Q22. ... which Division of the Seventh-day Adventist Church?”*

	ECD	ESD	IAD	EUD	NAD	NSD	SAD	SPD	SID	SUD	SSD	TED	WAD	UUC	Average 13 Div
1. I do not need this resource	3.9%	9.8%	5.8%	16.5%	17.6%	2.2%	7.9%	12.0%	2.2%	5.0%	1.3%	14.9%	2.6%	8.5%	7.8%
2. I have partial access to this resource, but not enough	6.5%	11.5%	12.6%	17.0%	19.7%	15.7%	19.7%	14.5%	8.9%	12.5%	3.5%	10.9%	9.5%	15.3%	12.5%
3. I would like to have access to this resource	17.5%	27.9%	32.8%	25.0%	35.2%	28.1%	30.9%	32.5%	23.5%	17.5%	18.3%	32.7%	19.7%	27.1%	26.3%
4. I need this resource	30.5%	37.7%	28.3%	31.3%	19.0%	37.1%	24.7%	26.5%	22.6%	40.0%	33.8%	20.8%	26.3%	32.2%	29.1%
5. I really need this resource	41.6%	13.1%	20.5%	10.2%	8.5%	16.9%	16.7%	14.5%	42.7%	25.0%	43.1%	20.8%	41.8%	16.9%	24.3%
n=	829	122	816	176	284	89	1,222	117	358	80	480	101	380	59	5,054

**Table A-5.2**

*Correlation of “Q29b. A better theological library” and “Q22. ... which Division of the Seventh-day Adventist Church?”*

	ECD	ESD	IAD	EUD	NAD	NSD	SAD	SPD	SID	SUD	SSD	TED	WAD	UUC	Average 13 Div
1. I do not need this resource	1.7%	8.2%	4.3%	25.1%	31.7%	6.7%	12.1%	21.1%	3.7%	2.6%	1.9%	14.0%	1.6%	15.5%	10.4%
2. I have partial access to this resource, but not enough	7.6%	24.6%	15.7%	21.7%	18.7%	12.4%	28.5%	22.8%	8.0%	10.5%	4.6%	21.0%	9.8%	15.5%	15.8%
3. I would like to have access to this resource	16.8%	23.0%	26.7%	21.1%	27.5%	43.8%	25.1%	20.2%	15.4%	9.2%	17.4%	26.0%	17.3%	17.2%	22.3%
4. I need this resource	31.1%	27.9%	29.0%	24.6%	15.1%	24.7%	19.4%	19.3%	22.6%	51.3%	31.4%	20.0%	32.7%	37.9%	26.9%
5. I really need this resource	42.8%	16.4%	24.2%	7.4%	7.0%	12.4%	14.9%	16.7%	50.3%	26.3%	44.8%	19.0%	38.6%	13.8%	24.7%
n=	814	122	813	175	284	89	1,212	114	350	76	478	100	376	58	5,003

**Table A-5.3**

Correlation of “Q29c. Better electronic resources (e.g. Logos or Accordance; congregational management software such as ACMS; eBooks)” and “Q22. ... which Division of the Seventh-day Adventist Church?”

	ECD	ESD	IAD	EUD	NAD	NSD	SAD	SPD	SID	SUD	SSD	TED	WAD	UUC	Average 13 Div
1. I do not need this resource	9%	8%	5%	21%	53%	8%	16%	40%	16%	6%	3%	31%	10%	3%	17%
2. I have partial access to this resource, but not enough	8%	20%	14%	20%	12%	8%	24%	11%	6%	4%	6%	17%	7%	14%	12%
3. I would like to have access to this resource	18%	19%	27%	21%	16%	35%	26%	24%	20%	13%	19%	17%	24%	19%	22%
4. I need this resource	30%	33%	31%	27%	14%	32%	21%	16%	26%	43%	31%	17%	29%	32%	27%
5. I really need this resource	20%	23%	11%	5%	17%	14%	9%	33%	34%	41%	18%	30%	11%	22%	28%
n=	821	122	814	173	284	88	1,227	117	356	77	480	100	379	59	5,038

**Table A-5.4**

Correlation of “Q29d. More access to denominational journals and other information” and “Q22. ... which Division of the Seventh-day Adventist Church?”

	ECD	ESD	IAD	EUD	NAD	NSD	SAD	SPD	SID	SUD	SSD	TED	WAD	UUC	Average 13 Div
1. I do not need this resource	1.6%	19.3%	8.3%	35.8%	37.0%	7.9%	20.3%	27.4%	3.7%	3.9%	2.3%	21.0%	1.1%	19.0%	14.6%
2. I have partial access to this resource, but not enough	9.0%	24.4%	17.3%	19.7%	19.4%	13.5%	29.4%	14.5%	9.6%	6.5%	5.6%	20.0%	9.9%	22.4%	15.3%
3. I would like to have access to this resource	18.4%	27.7%	27.6%	26.0%	23.6%	38.2%	22.0%	29.9%	17.0%	22.1%	22.0%	33.0%	17.9%	32.8%	25.0%
4. I need this resource	31.0%	16.8%	27.5%	13.3%	15.8%	33.7%	18.1%	17.9%	25.5%	42.9%	31.6%	13.0%	34.2%	17.2%	24.7%
5. I really need this resource	40.0%	11.8%	19.4%	5.2%	4.2%	6.7%	10.2%	10.3%	44.2%	24.7%	38.5%	13.0%	36.9%	8.6%	20.4%
n=	822	119	811	173	284	89	1,222	117	353	77	478	100	374	58	5,019

**Table A-5.5***Correlation of “Q29e. Access to online journals” and “Q22. ... which Division of the Seventh-day Adventist Church?”*

	ECD	ESD	IAD	EUD	NAD	NSD	SAD	SPD	SID	SUD	SSD	TED	WAD	UUC	Average 13 Div
1. I do not need this resource	1.7%	18.3%	8.8%	33.3%	31.6%	9.0%	19.2%	17.2%	2.3%	5.2%	2.3%	21.0%	1.4%	14.0%	13.2%
2. I have partial access to this resource, but not enough	8.1%	22.5%	14.4%	20.1%	19.1%	12.4%	25.6%	18.1%	7.7%	3.9%	6.2%	19.0%	9.4%	22.8%	14.3%
3. I would like to have access to this resource	18.0%	26.7%	29.9%	24.1%	25.5%	34.8%	26.4%	31.0%	20.0%	15.6%	19.8%	29.0%	20.9%	29.8%	24.7%
4. I need this resource	33.9%	23.3%	28.1%	16.1%	19.1%	34.8%	18.2%	23.3%	24.6%	51.9%	30.4%	17.0%	34.2%	21.1%	27.3%
5. I really need this resource	38.3%	9.2%	18.8%	6.3%	4.6%	9.0%	10.6%	10.3%	45.4%	23.4%	41.3%	14.0%	34.2%	12.3%	20.4%
n=	806	120	810	174	282	89	1,214	116	350	77	470	100	363	57	4,971

**Table A-5.6***Correlation of “Q29f. Pastoral resources in my local language” and “Q22. ... which Division of the Seventh-day Adventist Church?”*

	ECD	ESD	IAD	EUD	NAD	NSD	SAD	SPD	SID	SUD	SSD	TED	WAD	UUC	Average 13 Div
1. I do not need this resource	9.4%	8.3%	5.0%	20.6%	52.8%	8.0%	15.6%	40.0%	15.5%	6.5%	3.4%	31.0%	9.8%	3.4%	17.4%
2. I have partial access to this resource, but not enough	8.2%	20.0%	14.3%	20.0%	12.3%	8.0%	24.1%	11.3%	5.7%	3.9%	6.3%	17.0%	6.9%	13.6%	12.2%
3. I would like to have access to this resource	18.3%	19.2%	26.6%	21.1%	16.2%	35.2%	25.7%	24.3%	20.1%	13.0%	18.7%	17.0%	24.2%	18.6%	21.5%
4. I need this resource	29.9%	32.5%	30.8%	27.4%	13.7%	31.8%	20.8%	15.7%	25.6%	42.9%	30.8%	17.0%	29.0%	32.2%	26.8%
5. I really need this resource	34.2%	20.0%	23.4%	10.9%	4.9%	17.0%	13.8%	8.7%	33.0%	33.8%	40.9%	18.0%	30.1%	32.2%	22.2%
n=	816	120	813	175	284	88	1,222	115	348	77	477	100	376	59	5,011

**Table A-5.7**

Correlation of “Q29g. Greater Conference support” and “Q22. ... which Division of the Seventh-day Adventist Church?”

	ECD	ESD	IAD	EUD	NAD	NSD	SAD	SPD	SID	SUD	SSD	TED	WAD	UUC	Average 13 Div
1. I do not need this resource	1.2%	5.0%	9.1%	25.6%	25.2%	8.0%	12.6%	20.2%	1.8%	5.3%	1.3%	18.2%	1.3%	6.9%	10.4%
2. I have partial access to this resource, but not enough	5.3%	21.5%	21.5%	19.2%	20.9%	3.4%	27.7%	13.2%	6.4%	2.7%	2.3%	20.2%	7.2%	15.5%	13.2%
3. I would like to have access to this resource	13.1%	20.7%	21.4%	21.5%	22.7%	37.5%	21.8%	30.7%	14.9%	12.0%	13.8%	23.2%	14.4%	19.0%	20.6%
4. I need this resource	34.7%	38.0%	29.3%	23.8%	21.2%	36.4%	23.8%	22.8%	28.1%	48.0%	36.0%	25.3%	35.6%	43.1%	31.0%
5. I really need this resource	45.7%	14.9%	18.8%	9.9%	10.1%	14.8%	14.1%	13.2%	48.8%	32.0%	46.6%	13.1%	41.5%	15.5%	24.9%
n=	810	121	805	172	278	88	1,216	114	342	75	472	99	376	58	4,968

**Table A-5.8**

Correlation of “Q29h. Greater congregational support” and “Q22. ... which Division of the Seventh-day Adventist Church?”

	ECD	ESD	IAD	EUD	NAD	NSD	SAD	SPD	SID	SUD	SSD	TED	WAD	UUC	Average 13 Div
1. I do not need this resource	2.6%	6.7%	9.2%	17.3%	19.1%	8.0%	9.9%	21.7%	2.6%	6.8%	1.3%	12.9%	2.1%	1.8%	9.2%
2. I have partial access to this resource, but not enough	5.6%	21.0%	24.0%	18.5%	23.0%	17.0%	30.2%	13.0%	12.2%	6.8%	2.5%	24.8%	8.6%	21.4%	15.9%
3. I would like to have access to this resource	15.3%	16.0%	18.5%	23.1%	21.9%	35.2%	17.5%	33.0%	16.2%	10.8%	12.4%	19.8%	12.8%	14.3%	19.4%
4. I need this resource	36.8%	37.0%	30.7%	31.8%	24.4%	31.8%	25.0%	21.7%	27.5%	43.2%	35.8%	27.7%	34.2%	42.9%	31.4%
5. I really need this resource	39.7%	19.3%	17.6%	9.2%	11.7%	8.0%	17.4%	10.4%	41.4%	32.4%	48.0%	14.9%	42.2%	19.6%	24.0%
n=	808	119	807	173	283	88	1,209	115	345	74	475	101	374	56	4,971

**Table A-5.9**

Correlation of “Q29i. Wider fellowship with other church workers” and “Q22. ... which Division of the Seventh-day Adventist Church?”

	ECD	ESD	IAD	EUD	NAD	NSD	SAD	SPD	SID	SUD	SSD	TED	WAD	UUC	Average 13 Div
1. I do not need this resource	2.0%	7.5%	9.7%	15.7%	17.4%	4.5%	11.0%	17.2%	3.1%	1.4%	1.1%	14.9%	1.3%	6.8%	8.2%
2. I have partial access to this resource, but not enough	5.2%	18.3%	24.4%	19.8%	24.8%	10.2%	29.1%	19.0%	11.1%	11.0%	4.9%	22.8%	7.7%	25.4%	16.0%
3. I would like to have access to this resource	15.7%	21.7%	27.7%	27.9%	20.2%	31.8%	25.5%	28.4%	19.1%	12.3%	18.6%	22.8%	17.9%	23.7%	22.3%
4. I need this resource	36.4%	35.0%	25.9%	23.8%	27.0%	43.2%	23.7%	24.1%	26.9%	50.7%	36.1%	24.8%	36.3%	33.9%	31.8%
5. I really need this resource	40.6%	17.5%	12.3%	12.8%	10.6%	10.2%	10.7%	11.2%	39.7%	24.7%	39.5%	14.9%	36.8%	10.2%	21.7%
n=	807	120	806	172	282	88	1,215	116	350	73	474	101	375	59	4,979

**Table A-5.10**

Correlation of “Q29j. Coaching or mentoring relationships” and “Q22. ... which Division of the Seventh-day Adventist Church?”

	ECD	ESD	IAD	EUD	NAD	NSD	SAD	SPD	SID	SUD	SSD	TED	WAD	UUC	Average 13 Div
1. I do not need this resource	2.8%	10.9%	7.3%	16.3%	20.8%	2.3%	10.5%	10.4%	4.0%	6.8%	1.9%	19.8%	3.8%	3.4%	9.0%
2. I have partial access to this resource, but not enough	5.5%	22.7%	20.0%	19.8%	23.7%	11.5%	21.5%	13.9%	10.0%	6.8%	4.0%	18.8%	5.9%	28.8%	14.2%
3. I would like to have access to this resource	16.9%	21.0%	28.1%	25.6%	20.8%	32.2%	29.8%	28.7%	19.4%	14.9%	16.6%	20.8%	20.3%	20.3%	22.7%
4. I need this resource	36.0%	26.9%	28.8%	24.4%	22.6%	41.4%	24.5%	30.4%	26.0%	54.1%	35.2%	18.8%	35.1%	33.9%	31.1%
5. I really need this resource	38.8%	18.5%	15.8%	14.0%	12.0%	12.6%	13.6%	16.5%	40.6%	17.6%	42.3%	21.8%	34.9%	13.6%	23.0%
n=	798	119	809	172	283	87	1,217	115	350	74	475	101	370	59	4,970

## **Supplementary Crosstabulations 6: Pastoral Practice: Emphasis, Time, Tasks and Priorities**

Question “Q30. What percentage of your time do you devote to the following activities in a typical week?” asked participants to estimate the percentage of their time that they distribute among activities associated with the pastoral role.

Despite there being no supplementary crosstabulations to report for section 6, “Pastoral Practice ...,” this section is retained, so that the numbering of the headings of Appendix A remains consistent between the main body of the text and the supplementary crosstabulations.

## Supplementary Crosstabulations 7: Community Involvement

**Table A-7.1**

Correlation of “Q45. Are you personally involved in some form of community service?” and “Q22. ... which Division of the Seventh-day Adventist Church?”

	ECD	ESD	IAD	EUD	NAD	NSD	SAD	SPD	SID	SUD	SSD	TED	WAD	UUC	Average 13 Div
Yes	93.0%	72.9%	80.5%	61.5%	79.9%	54.7%	69.8%	75.5%	85.8%	83.7%	94.8%	77.2%	84.1%	84.9%	78.0%
No	7.0%	27.1%	19.5%	38.5%	20.1%	45.3%	30.2%	24.5%	14.2%	16.3%	5.2%	22.8%	15.9%	15.1%	22.0%
n=	810	118	780	169	274	86	1,179	106	346	86	460	101	359	53	4,874

**Table A-7.2**

Correlation of “Q43. What do non-Adventist people in your local community think about your congregation? “ and “Q22. ... which Division of the Seventh-day Adventist Church?”

	ECD	ESD	IAD	EUD	NAD	NSD	SAD	SPD	SID	SUD	SSD	TED	WAD	UUC	Average 13 Div
That we are active in the community	47.1%	19.5%	33.6%	12.6%	25.5%	28.7%	31.8%	30.8%	40.9%	28.2%	29.4%	20.8%	34.6%	48.1%	29.5%
That we are good citizens and neighbors	39.7%	49.2%	42.0%	32.9%	32.0%	21.8%	34.4%	27.1%	33.6%	44.7%	57.1%	29.7%	38.8%	44.4%	37.2%
That we keep mostly to ourselves	6.4%	5.1%	7.0%	12.6%	10.9%	28.7%	16.3%	12.1%	14.5%	11.8%	2.4%	9.9%	10.1%	3.7%	11.4%
They don't know much about us	4.3%	22.0%	13.9%	33.5%	22.5%	14.9%	14.0%	22.4%	7.8%	8.2%	7.0%	26.7%	12.8%	1.9%	16.2%
They are unaware of an Adventist presence	1.5%	0.8%	0.9%	3.6%	3.6%	4.6%	2.1%	4.7%	1.4%	5.9%	2.0%	5.9%	1.4%	0.0%	3.0%
n=	807	118	783	167	275	87	1,179	107	345	85	459	101	358	54	4,871

## Supplementary Crosstabulations 8: Practices of Personal Spirituality

Question 49 invited participants to reflect on personal activities which are associated with spirituality in Adventist writings and practices: prayer, prayer groups, reading Scripture, reading theological books and journals, reading the writings of Ellen G. White, family worship, sharing faith, feelings of wonder and spiritual peace.

**Table A-8.1**

*Correlation of “Q20d. I have made a personal commitment to Jesus Christ that is still important in my life today.” and “Q22. ... which Division of the Seventh-day Adventist Church?”*

	ECD	ESD	IAD	EUD	NAD	NSD	SAD	SPD	SID	SUD	SSD	TED	WAD	UUC	Average 13 Div
Strongly disagree	1.1%	1.8%	3.0%	1.7%	1.0%	0.8%	1.5%	1.7%	0.7%	3.9%	1.6%	2.7%	1.3%	1.7%	1.8%
Disagree more than agree	0.3%	1.1%	0.2%	0.7%	0.5%	0.4%	0.4%	0.0%	0.2%	2.2%	0.4%	1.4%	0.0%	1.1%	0.6%
Agree more than disagree	2.9%	11.2%	2.4%	6.9%	3.3%	16.5%	3.3%	2.1%	3.1%	2.6%	2.5%	7.7%	3.1%	13.8%	5.2%
Strongly agree	95.5%	85.2%	93.5%	88.9%	93.7%	81.9%	94.4%	95.2%	95.3%	91.4%	94.1%	86.4%	95.4%	80.5%	91.6%
I really don't know	0.2%	0.7%	0.9%	1.7%	1.6%	0.4%	0.5%	1.0%	0.7%	0.0%	1.4%	1.8%	0.2%	2.9%	0.9%
n=	1,970	277	1,804	289	615	243	2,889	290	894	232	1,281	221	996	174	12,001

**Table A-8.2**

*Correlation of “Q49a. Prayed outside of religious services” and “Q22. ... which Division of the Seventh-day Adventist Church?”*

	ECD	ESD	IAD	EUD	NAD	NSD	SAD	SPD	SID	SUD	SSD	TED	WAD	UUC	Average 13 Div
Never	10.4%	0.6%	0.9%	0.0%	0.3%	2.7%	0.3%	0.6%	5.6%	10.0%	1.2%	0.0%	9.4%	1.1%	3.2%
Seldom	11.8%	1.3%	4.3%	2.2%	3.0%	1.8%	3.8%	6.8%	12.4%	10.7%	11.8%	6.9%	6.3%	2.2%	6.4%
A few times a month	19.0%	7.5%	3.6%	4.3%	4.2%	13.4%	10.7%	9.3%	18.9%	20.0%	15.9%	6.2%	11.5%	1.1%	11.1%
A few times a week	19.3%	11.9%	17.3%	17.9%	14.5%	23.2%	21.3%	15.4%	19.6%	19.3%	25.4%	16.2%	18.0%	12.1%	18.4%
Once or more each day	38.5%	78.6%	73.8%	75.5%	77.9%	54.5%	63.6%	67.9%	42.7%	40.0%	44.1%	70.8%	54.3%	83.5%	60.2%
n=	1,052	159	877	184	331	112	1,587	162	450	150	662	130	556	91	6,412



**Table A-8.3**

Correlation of “Q49b. Participated in prayer groups, Scripture study groups or religious education programs” and “Q22. ... which Division of the Seventh-day Adventist Church?”

	ECD	ESD	IAD	EUD	NAD	NSD	SAD	SPD	SID	SUD	SSD	TED	WAD	UUC	Average 13 Div
Never	1.6%	0.6%	1.7%	0.5%	0.3%	0.9%	1.5%	0.6%	1.8%	3.4%	1.1%	1.6%	3.0%	1.1%	1.4%
Seldom	9.6%	6.3%	12.0%	8.7%	7.6%	10.8%	10.1%	4.3%	11.8%	9.4%	10.5%	9.3%	9.8%	6.5%	9.2%
A few times a month	22.0%	25.8%	13.7%	27.2%	23.9%	24.3%	27.8%	24.7%	31.6%	26.2%	23.6%	26.4%	18.5%	31.5%	24.3%
A few times a week	35.5%	54.7%	47.7%	52.7%	53.3%	39.6%	42.6%	58.0%	33.0%	38.3%	44.5%	57.4%	39.8%	45.7%	45.9%
Once or more each day	31.3%	12.6%	24.9%	10.9%	14.8%	19.8%	17.9%	12.3%	21.4%	22.8%	18.9%	5.4%	28.2%	15.2%	18.6%
n=	1,046	159	877	184	330	111	1,585	162	449	149	660	129	563	92	5,199

**Table A-8.4**

Correlation of “Q49c Read Scripture outside of religious services” and “Q22. ... which Division of the Seventh-day Adventist Church?”

	ECD	ESD	IAD	EUD	NAD	NSD	SAD	SPD	SID	SUD	SSD	TED	WAD	UUC	Average 13 Div
Never	3.8%	0.6%	0.6%	0.0%	0.3%	0.9%	0.2%	0.0%	2.3%	6.1%	0.9%	0.8%	3.7%	0.0%	1.6%
Seldom	9.3%	1.3%	3.8%	2.2%	2.1%	6.3%	4.6%	3.1%	9.5%	8.1%	9.5%	4.6%	8.5%	2.2%	5.6%
A few times a month	13.3%	5.7%	2.9%	8.7%	7.3%	5.4%	7.3%	13.0%	14.4%	5.4%	8.3%	5.4%	6.0%	6.6%	7.9%
A few times a week	18.0%	25.8%	18.6%	31.5%	23.3%	25.2%	21.8%	23.5%	18.7%	8.8%	25.2%	29.2%	15.8%	33.0%	22.0%
Once or more each day	55.2%	66.7%	74.2%	57.6%	67.1%	57.7%	66.0%	60.5%	54.5%	71.6%	55.2%	60.0%	65.5%	58.2%	62.4%
n=	1,043	159	877	184	331	111	1,586	162	444	148	663	130	562	91	6,400

**Table A-8.5**

Correlation of “Q49d. Read theological books or journals” and “Q22. ... which Division of the Seventh-day Adventist Church?”

	ECD	ESD	IAD	EUD	NAD	NSD	SAD	SPD	SID	SUD	SSD	TED	WAD	UUC	Average 13 Div
Never	1.2%	1.3%	0.3%	1.1%	1.5%	0.0%	0.4%	0.0%	0.7%	2.1%	1.1%	2.3%	0.7%	0.0%	1.0%
Seldom	9.4%	12.6%	10.4%	19.0%	13.3%	6.3%	9.4%	14.2%	8.7%	4.8%	15.7%	12.3%	7.8%	15.2%	11.1%
A few times a month	15.1%	29.6%	17.3%	22.3%	28.7%	19.8%	24.6%	29.0%	18.2%	9.0%	23.8%	38.5%	21.1%	34.8%	22.8%
A few times a week	28.0%	37.7%	38.6%	41.8%	36.6%	39.6%	37.7%	40.7%	33.3%	26.2%	39.2%	32.3%	34.3%	38.0%	35.9%
Once or more each day	45.3%	18.9%	33.3%	15.2%	19.9%	30.6%	27.8%	16.0%	38.7%	57.9%	19.7%	14.6%	35.2%	10.9%	28.7%
Not available to me in my language	1.0%	0.0%	0.1%	0.5%	0.0%	3.6%	0.1%	0.0%	0.4%	0.0%	0.6%	0.0%	0.9%	1.1%	0.6%
n=	1,043	159	874	184	331	111	1,583	162	450	145	661	130	563	92	6,396

**Table A-8.6**

Correlation of “Q49e. Read Ellen White’s writings” and “Q22. ... which Division of the Seventh-day Adventist Church?”

	ECD	ESD	IAD	EUD	NAD	NSD	SAD	SPD	SID	SUD	SSD	TED	WAD	UUC	Average 13 Div
Never	0.3%	1.3%	0.5%	4.9%	2.7%	0.0%	0.5%	2.5%	0.7%	2.7%	0.2%	3.1%	0.4%	0.0%	1.5%
Seldom	5.7%	7.6%	5.0%	15.8%	15.7%	5.5%	6.1%	17.4%	5.6%	6.8%	7.0%	24.6%	5.9%	10.9%	9.9%
A few times a month	8.2%	22.2%	11.8%	16.4%	29.0%	13.6%	22.3%	36.6%	15.6%	8.9%	13.0%	36.9%	15.2%	31.5%	19.2%
A few times a week	26.2%	43.0%	41.4%	41.5%	28.4%	46.4%	39.2%	26.7%	32.6%	28.1%	43.1%	27.7%	36.2%	48.9%	35.4%
Once or more each day	59.3%	25.9%	41.3%	21.3%	24.2%	29.1%	31.8%	16.8%	45.1%	52.7%	36.3%	7.7%	42.1%	8.7%	33.4%
Not available to me in my language	0.3%	0.0%	0.0%	0.0%	0.0%	5.5%	0.1%	0.0%	0.4%	0.7%	0.5%	0.0%	0.4%	0.0%	0.6%
n=	1,043	158	872	183	331	110	1,580	161	448	146	661	130	561	92	6,384

**Table A-8.7***Correlation of “Q49f. Conducted family worship” and “Q22. ... which Division of the Seventh-day Adventist Church?”*

	ECD	ESD	IAD	EUD	NAD	NSD	SAD	SPD	SID	SUD	SSD	TED	WAD	UUC	Average all	Average 13 Div
Never	0.6%	3.8%	0.9%	7.1%	4.0%	2.7%	0.5%	1.3%	0.4%	15.2%	0.3%	4.7%	0.2%	3.3%	3.2%	3.2%
Seldom	5.2%	16.6%	6.8%	13.7%	13.8%	12.6%	4.8%	13.8%	4.3%	6.9%	3.3%	28.1%	3.4%	21.7%	11.1%	10.3%
A few times a month	4.9%	15.3%	4.5%	19.2%	13.5%	14.4%	10.4%	7.5%	7.2%	5.5%	3.5%	14.1%	6.4%	13.0%	10.0%	9.7%
A few times a week	10.5%	28.0%	31.0%	31.3%	29.7%	23.4%	34.6%	30.8%	17.7%	19.3%	18.7%	28.1%	10.9%	28.3%	24.4%	24.2%
Once or more each day	78.3%	36.3%	56.8%	28.6%	39.1%	43.2%	49.6%	46.5%	70.0%	51.7%	72.1%	25.0%	78.7%	33.7%	50.7%	52.0%
n=	1,039	157	868	182	327	111	1,582	159	447	145	659	128	559	92	6,455	489

**Table A-8.8***Correlation of “Q49g. Shared your faith / beliefs with non-believers or people from other religious backgrounds “ and “Q22. ... which Division of the Seventh-day Adventist Church?”*

	ECD	ESD	IAD	EUD	NAD	NSD	SAD	SPD	SID	SUD	SSD	TED	WAD	UUC	Average 13 Div
Never	0.3%	1.3%	0.3%	1.1%	0.9%	0.0%	0.4%	0.6%	0.2%	1.4%	0.3%	0.0%	0.2%	1.1%	0.5%
Seldom	8.9%	17.0%	7.9%	22.3%	13.6%	21.6%	6.7%	13.0%	11.4%	5.4%	7.6%	20.2%	4.3%	9.8%	12.3%
A few times a month	18.2%	29.6%	14.1%	35.9%	37.6%	38.7%	26.2%	34.0%	27.1%	19.7%	23.9%	42.6%	17.6%	40.2%	28.1%
A few times a week	39.8%	43.4%	46.0%	31.0%	35.5%	26.1%	46.6%	42.6%	35.1%	40.8%	44.7%	32.6%	43.9%	39.1%	39.1%
Once or more each day	32.8%	8.8%	31.5%	9.8%	12.4%	13.5%	20.2%	9.9%	25.7%	32.7%	22.6%	4.7%	33.3%	9.8%	19.8%
n=	1,038	159	870	184	330	111	1,582	162	447	147	660	129	561	92	6,380

**Table A-8.9***Correlation of “Q49h. Felt a deep sense of spiritual peace and well-being “ and “Q22. ... which Division of the Seventh-day Adventist Church?”*

	ECD	ESD	IAD	EUD	NAD	NSD	SAD	SPD	SID	SUD	SSD	TED	WAD	UUC	Average 13 Div
Never	1.1%	0.6%	0.0%	0.5%	0.6%	0.0%	0.1%	1.2%	0.2%	1.4%	0.0%	1.6%	0.0%	0.0%	0.6%
Seldom	7.7%	7.5%	3.0%	10.4%	4.6%	9.0%	6.1%	3.1%	7.7%	4.1%	2.9%	14.7%	4.9%	17.4%	6.6%
A few times a month	7.4%	20.8%	6.0%	25.7%	18.3%	25.2%	14.8%	17.3%	12.9%	4.8%	7.6%	18.6%	5.6%	29.3%	14.2%
A few times a week	17.7%	38.4%	30.7%	32.8%	33.2%	30.6%	35.7%	38.9%	24.2%	19.3%	31.1%	36.4%	20.0%	23.9%	29.9%
Once or more each day	65.6%	32.7%	60.1%	30.6%	43.3%	33.3%	43.0%	39.5%	54.4%	69.7%	55.7%	28.7%	68.8%	29.3%	48.1%
n=	1,027	159	870	183	328	111	1,581	162	443	145	655	129	555	92	6,348

**Table A-8.10**

Correlation of “Q49i. Felt a deep sense of wonder about the universe” and “Q22. ... which Division of the Seventh-day Adventist Church?”

	ECD	ESD	IAD	EUD	NAD	NSD	SAD	SPD	SID	SUD	SSD	TED	WAD	UUC	Average 13 Div
Never	5.0%	1.3%	2.8%	3.3%	3.0%	2.7%	1.2%	0.6%	5.7%	8.4%	1.8%	8.5%	0.5%	1.1%	3.5%
Seldom	14.0%	11.4%	11.2%	18.7%	13.7%	16.2%	13.7%	11.2%	16.2%	4.9%	9.2%	17.1%	12.2%	35.9%	13.0%
A few times a month	16.9%	24.7%	13.5%	29.1%	22.8%	27.9%	22.0%	28.6%	19.4%	11.9%	13.0%	28.7%	12.8%	29.3%	20.9%
A few times a week	23.8%	31.0%	35.5%	26.9%	30.7%	30.6%	31.0%	33.5%	18.5%	16.1%	29.7%	24.0%	25.7%	19.6%	27.5%
Once or more each day	39.1%	31.6%	37.0%	20.3%	29.8%	19.8%	31.6%	26.1%	38.4%	58.0%	43.2%	21.7%	47.7%	14.1%	34.2%
n=	1,020	158	868	182	329	111	1,575	161	438	143	660	129	556	92	6,330

**Table A-8.11**

Correlation of “Q47. Have you ever received a definite answer to a specific prayer request?” and “Q22. ... which Division of the Seventh-day Adventist Church?”

	ECD	ESD	IAD	EUD	NAD	NSD	SAD	SPD	SID	SUD	SSD	TED	WAD	UUC	Average 13 Div
Yes	96.4%	97.5%	97.3%	93.5%	97.3%	91.2%	97.7%	97.6%	97.0%	97.4%	96.8%	93.9%	98.3%	97.8%	96.3%
No	2.1%	0.6%	2.0%	1.1%	0.6%	4.4%	1.2%	1.8%	2.0%	2.0%	1.8%	1.5%	0.7%	0.0%	1.7%
Do not know	1.5%	1.9%	0.7%	5.4%	2.1%	4.4%	1.1%	0.6%	1.1%	0.7%	1.5%	4.5%	1.0%	2.2%	2.0%
n=	1,072	160	889	184	334	113	1,611	166	461	153	678	132	577	93	6,530

**Table A-8.12**

Correlation of “Q48. Have you ever experienced or witnessed divine healing of an illness or injury?” and “Q22. ... which Division of the Seventh-day Adventist Church?”

	ECD	ESD	IAD	EUD	NAD	NSD	SAD	SPD	SID	SUD	SSD	TED	WAD	UUC	Average 13 Div
Yes	93.9%	85.0%	86.5%	64.0%	81.0%	74.3%	81.4%	80.7%	90.9%	97.4%	84.3%	70.5%	96.7%	82.8%	83.6%
No	4.3%	10.6%	10.3%	25.8%	12.0%	15.9%	13.9%	13.9%	5.2%	1.3%	9.9%	20.5%	1.9%	10.8%	11.2%
Do not know	1.8%	4.4%	3.1%	10.2%	6.9%	9.7%	4.8%	5.4%	3.9%	1.3%	5.8%	9.1%	1.4%	6.5%	5.2%
n=	1,073	160	890	186	332	113	1,610	166	461	154	677	132	573	93	6,527

## Supplementary Crosstabulations 9: Beliefs and Practices of the Church

The items clustered in this theme relate to the fundamental beliefs and the practices of the Seventh-day Adventist Church.

**Table A-9.1**

*Items relating to Fundamental Beliefs of Seventh-day Adventist Church*

	1. Strongly disagree	2. Disagree more than agree	3. Agree more than disagree	4. Strongly agree
Q50l. The Holy Scriptures are the definitive revealer of doctrines	0.9%	1.4%	7.9%	89.3%
Q50h. The Bible is the infallible revelation of God's will and its historical narratives are true historical records	0.9%	1.4%	7.9%	89.3%
Q50b. The Bible is to be taken literally, unless a symbol is used, or a figurative meaning is required by the context	5.8%	4.7%	12.7%	75.7%
Q50f. I believe life on Earth is millions of years old	79.7%	4.9%	3.1%	9.4%
Q50g. I believe the world is millions of years old	68.2%	7.8%	6.8%	11.4%
Q50e. I believe that Jesus was born of a virgin	2.5%	0.3%	2.3%	94.2%
Q50m. Jesus rose from the dead with a physical body	2.8%	1.3%	5.2%	90.0%
Q50a. Jesus died in my place	2.2%	0.7%	1.8%	95.1%
Q50j. I will make it to heaven only if I have a personal relationship with Jesus	2.0%	2.1%	8.8%	86.5%
Q50i. Christianity is about Jesus giving me power to live a righteous life	2.3%	3.2%	13.1%	80.3%
Q50d. There are only two kinds of people in the world: the righteous, who will be rewarded by God, and the rest, who will not	9.9%	6.1%	12.4%	70.2%
Q50n. I believe the Adventist Church is the remnant church	1.6%	2.9%	8.9%	85.2%
Q50o. I can only be saved through the Adventist church	50.8%	14.9%	14.7%	18.3%
Q50r. I look to the Spirit of Prophecy for guidance	3.5%	6.3%	22.2%	67.4%
Q50c. The dead have powers to communicate with and influence the living	94.0%	1.2%	0.6%	3.4%
Q50k. Following the Adventist Health Message increases the probability that a person will live longer	1.0%	1.9%	19.8%	76.3%
Q50q. Following the Adventist Health Message ensures my salvation	56.4%	18.6%	10.7%	13.3%
Q50s. People who died believing in Christ are in Heaven right now	92.3%	2.9%	0.8%	2.9%

**Table A-9.2***Further items relating to beliefs and practices of Adventist Church*

	Do not accept it	Have major doubts about it.	Have some questions about it.	Accept it because the church teaches it.	Accept it because I think it is probably correct.	Fully embrace it	This question is not relevant to me.
Q54g. Creation in six days in the relatively recent past	2.6%	0.6%	2.1%	6.4%	8.8%	78.3%	1.1%
Q54h. Ellen G. White is an inspired messenger to the Adventist church	0.5%	0.6%	1.9%	6.9%	9.7%	80.2%	0.3%
Q54b. The seventh day of the week is the Sabbath according to the Bible	0.0%	0.0%	0.2%	5.4%	2.7%	91.4%	0.2%
Q54c. Adventist standards on diet	0.7%	0.9%	5.4%	8.4%	18.3%	65.6%	0.7%
Q54f. The Investigative Judgement beginning in 1844	1.3%	1.8%	4.0%	7.9%	8.1%	76.4%	0.6%
Q54a. Christ is coming again in the near future	0.3%	0.5%	1.3%	6.7%	6.0%	84.5%	0.7%
Q54d. When people die their bodily remains decay and they have no consciousness or activity until they are resurrected	0.5%	0.2%	0.4%	5.3%	4.0%	89.5%	0.2%
Q54i. Pastoral ordination limited to males	18.9%	5.5%	14.8%	7.8%	10.1%	39.7%	3.2%

**Table A-9.3***Correlation of “Q50l. The Holy Scriptures are the definitive revealer of doctrines” and “Q22. ... which Division of the Seventh-day Adventist Church?”*

	ECD	ESD	IAD	EUD	NAD	NSD	SAD	SPD	SID	SUD	SSD	TED	WAD	UUC	Average 13 Div
1. Strongly disagree	1.0%	0.0%	0.5%	2.7%	1.2%	0.0%	2.2%	1.3%	1.2%	1.4%	0.6%	0.8%	0.4%	0.0%	1.0%
2. Disagree more than agree	0.5%	1.9%	0.7%	3.3%	0.6%	1.9%	1.6%	1.3%	0.7%	2.1%	1.4%	3.9%	0.5%	0.0%	1.6%
3. Agree more than disagree	5.8%	3.8%	6.5%	10.4%	8.7%	4.7%	6.9%	15.3%	6.7%	4.2%	9.5%	17.1%	5.8%	6.7%	8.1%
4. Strongly agree	92.1%	93.0%	92.2%	80.9%	89.5%	92.5%	88.9%	81.5%	91.2%	91.5%	87.2%	78.3%	93.1%	93.3%	88.6%
0. I really don't know	0.6%	1.3%	0.1%	2.7%	0.0%	0.9%	0.4%	0.6%	0.2%	0.7%	1.3%	0.0%	0.2%	0.0%	0.7%
n=	999	157	848	183	323	106	1,544	157	434	142	634	129	548	90	6,204

**Table A-9.4**

Correlation of “Q50a. Jesus died in my place” and “Q22. ... which Division of the Seventh-day Adventist Church?”

	ECD	ESD	IAD	EUD	NAD	NSD	SAD	SPD	SID	SUD	SSD	TED	WAD	UUC	Average 13 Div
1. Strongly disagree	3.8%	1.9%	3.1%	0.5%	1.2%	0.0%	0.8%	3.8%	2.7%	5.3%	2.3%	1.6%	2.0%	3.3%	2.2%
2. Disagree more than agree	1.2%	0.6%	0.6%	0.5%	0.0%	1.8%	0.3%	0.6%	0.5%	2.6%	0.6%	0.0%	0.5%	0.0%	0.8%
3. Agree more than disagree	2.7%	1.3%	1.5%	1.1%	1.2%	1.8%	1.0%	1.9%	2.1%	2.6%	1.6%	1.6%	2.7%	3.3%	1.8%
4. Strongly agree	91.7%	95.5%	94.2%	97.8%	97.5%	96.3%	97.7%	93.7%	94.1%	87.4%	95.3%	96.9%	94.4%	93.4%	94.8%
0. I really don't know	0.6%	0.6%	0.6%	0.0%	0.0%	0.0%	0.2%	0.0%	0.7%	2.0%	0.2%	0.0%	0.4%	0.0%	0.4%
n=	1,028	157	862	184	322	109	1,566	158	439	151	640	128	557	91	6,301

**Table A-9.5**

Correlation of “Q54b. The seventh day of the week is the Sabbath according to the Bible” and “Q22. ... which Division of the Seventh-day Adventist Church?”

	ECD	ESD	IAD	EUD	NAD	NSD	SAD	SPD	SID	SUD	SSD	TED	WAD	UUC	Average 13 Div
Do not accept it	0.2%	0.0%	0.0%	0.0%	0.0%	0.0%	0.1%	0.0%	0.0%	0.0%	0.0%	0.0%	0.0%	0.0%	0.0%
Have major doubts about it.	0.2%	0.0%	0.0%	0.0%	0.0%	0.0%	0.2%	0.0%	0.0%	0.0%	0.2%	0.0%	0.0%	0.0%	0.0%
Have some questions about it.	0.2%	0.0%	0.0%	0.5%	0.0%	0.0%	0.3%	0.0%	0.2%	0.0%	0.2%	0.8%	0.2%	0.0%	0.2%
Accept it because the church teaches it.	16.1%	1.3%	2.2%	0.0%	1.3%	1.9%	1.0%	3.2%	3.4%	25.7%	17.1%	1.6%	7.0%	0.0%	6.3%
Accept it because I think it is probably correct.	7.4%	1.9%	0.5%	1.6%	1.9%	4.7%	1.7%	1.3%	3.8%	5.7%	3.0%	1.6%	3.6%	2.3%	3.0%
Fully embrace it	75.7%	96.8%	96.9%	97.3%	96.8%	93.4%	96.5%	95.5%	92.5%	68.6%	79.1%	95.3%	88.9%	97.7%	90.3%
This question is not relevant to me.	0.2%	0.0%	0.5%	0.5%	0.0%	0.0%	0.2%	0.0%	0.0%	0.0%	0.5%	0.8%	0.4%	0.0%	0.2%
n=	987	156	831	184	314	106	1,526	155	416	140	609	129	532	87	6,085

**Table A-9.6**

Correlation of “Q50f. I believe life on Earth is millions of years old” and “Q22. ... which Division of the Seventh-day Adventist Church?”

	ECD	ESD	IAD	EUD	NAD	NSD	SAD	SPD	SID	SUD	SSD	TED	WAD	UUC	Average 13 Div
1. Strongly disagree	72.2%	95.5%	87.2%	86.3%	82.5%	89.7%	90.1%	80.8%	78.6%	46.9%	81.6%	83.7%	70.1%	97.8%	80.4%
2. Disagree more than agree	5.0%	1.3%	4.4%	4.4%	9.4%	3.7%	2.5%	10.3%	4.0%	6.3%	6.0%	8.5%	6.4%	1.1%	5.5%
3. Agree more than disagree	5.0%	1.3%	2.2%	1.6%	4.1%	0.9%	2.6%	1.9%	2.8%	7.0%	3.5%	2.3%	4.7%	0.0%	3.1%
4. Strongly agree	15.4%	1.3%	5.1%	2.2%	1.9%	3.7%	4.2%	4.5%	11.5%	30.8%	6.3%	1.6%	15.9%	1.1%	8.0%
0. I really don't know	2.4%	0.6%	1.2%	5.5%	2.2%	1.9%	0.6%	2.6%	3.1%	9.1%	2.7%	3.9%	2.9%	0.0%	3.0%
n=	1,005	156	849	183	320	107	1,557	156	425	143	636	129	548	90	6,214

**Table A-9.7**

Correlation of “Q50i. Christianity is about Jesus giving me power to live a righteous life “ and “Q22. ... which Division of the Seventh-day Adventist Church?”

	ECD	ESD	IAD	EUD	NAD	NSD	SAD	SPD	SID	SUD	SSD	TED	WAD	UUC	Average 13 Div
1. Strongly disagree	0.7%	0.6%	4.4%	4.4%	5.3%	1.9%	3.5%	6.4%	2.1%	2.1%	0.3%	1.6%	0.9%	0.0%	2.6%
2. Disagree more than agree	0.5%	1.3%	2.1%	8.7%	9.3%	2.8%	3.4%	9.6%	0.7%	0.0%	0.5%	7.0%	0.7%	1.1%	3.6%
3. Agree more than disagree	4.1%	15.3%	13.0%	14.8%	26.4%	7.5%	15.8%	28.0%	6.6%	6.2%	5.4%	29.5%	5.6%	12.2%	13.7%
4. Strongly agree	94.1%	82.2%	80.2%	70.5%	59.0%	86.8%	76.8%	55.4%	90.6%	91.7%	93.7%	61.2%	92.6%	86.7%	79.6%
0. I really don't know	0.6%	0.6%	0.2%	1.6%	0.0%	0.9%	0.5%	0.6%	0.0%	0.0%	0.2%	0.8%	0.2%	0.0%	0.5%
n=	1,007	157	839	183	322	106	1,552	157	438	145	635	129	553	90	6,223

**Table A-9.8**

Correlation of “Q50o. I can only be saved through the Adventist church “ and “Q22. ... which Division of the Seventh-day Adventist Church?”

	ECD	ESD	IAD	EUD	NAD	NSD	SAD	SPD	SID	SUD	SSD	TED	WAD	UUC	Average 13 Div
1. Strongly disagree	26.8%	25.8%	62.7%	75.5%	82.4%	43.9%	77.4%	83.3%	53.3%	13.8%	42.3%	81.4%	29.5%	30.0%	53.7%
2. Disagree more than agree	9.4%	23.2%	16.3%	14.1%	11.1%	23.4%	9.1%	8.3%	14.7%	5.5%	22.6%	10.9%	15.5%	20.0%	14.2%
3. Agree more than disagree	18.2%	16.8%	11.3%	6.5%	4.0%	17.8%	9.1%	5.1%	12.1%	10.3%	10.9%	1.6%	19.5%	31.1%	11.0%
4. Strongly agree	43.6%	32.3%	8.4%	3.3%	2.2%	14.0%	3.9%	3.2%	19.5%	64.1%	22.9%	6.2%	32.6%	17.8%	19.7%
0. I really don't know	2.0%	1.9%	1.3%	0.5%	0.3%	0.9%	0.5%	0.0%	0.5%	6.2%	1.3%	0.0%	2.9%	1.1%	1.4%
n=	983	155	847	184	323	107	1,552	156	430	145	633	129	543	90	6,187



**Table A-9.9**

Correlation of “Q54c. Adventist standards on diet” and “Q22. ... which Division of the Seventh-day Adventist Church?”

	ECD	ESD	IAD	EUD	NAD	NSD	SAD	SPD	SID	SUD	SSD	TED	WAD	UUC	Average 13 Div
Do not accept it	1.4%	0.0%	1.1%	1.1%	1.0%	0.0%	0.1%	1.9%	0.0%	2.2%	0.7%	0.8%	0.2%	0.0%	0.8%
Have major doubts about it.	0.5%	0.6%	0.1%	2.2%	1.3%	0.0%	0.5%	2.6%	0.2%	2.2%	0.7%	2.3%	0.2%	0.0%	1.0%
Have some questions about it.	1.7%	7.7%	2.5%	8.2%	8.9%	6.6%	2.8%	11.7%	2.4%	3.6%	3.6%	11.6%	0.9%	9.1%	5.6%
Accept it because the church teaches it.	16.1%	3.9%	7.8%	4.4%	3.5%	10.4%	2.6%	4.5%	5.3%	28.8%	22.2%	3.9%	9.3%	3.4%	9.4%
Accept it because I think it is probably correct.	11.2%	15.5%	8.3%	15.8%	24.8%	26.4%	10.3%	19.5%	11.4%	10.1%	10.5%	24.0%	7.9%	25.0%	15.1%
Fully embrace it	68.3%	71.6%	78.8%	66.7%	59.9%	56.6%	82.7%	59.7%	80.1%	53.2%	62.2%	55.0%	81.5%	60.2%	67.4%
This question is not relevant to me.	0.6%	0.6%	1.3%	1.6%	0.6%	0.0%	1.1%	0.0%	0.5%	0.0%	0.2%	2.3%	0.0%	2.3%	0.7%
n=	973	155	829	183	314	106	1,520	154	413	139	608	129	529	88	6,052

**Table A-9.10**

Correlation of “Q50q. Following the Adventist Health Message ensures my salvation” and “Q22. ... which Division of the Seventh-day Adventist Church?”

	ECD	ESD	IAD	EUD	NAD	NSD	SAD	SPD	SID	SUD	SSD	TED	WAD	UUC	Average 13 Div
1. Strongly disagree	32.4%	60.9%	62.6%	81.9%	85.4%	51.4%	78.8%	84.1%	55.3%	11.8%	36.4%	80.6%	31.0%	65.9%	57.9%
2. Disagree more than agree	14.1%	23.7%	19.6%	14.3%	7.7%	22.4%	10.5%	8.3%	16.7%	6.3%	27.6%	13.2%	19.6%	28.4%	15.7%
3. Agree more than disagree	16.0%	7.7%	10.4%	2.2%	4.3%	15.9%	7.5%	3.8%	13.5%	11.8%	16.5%	3.9%	20.8%	5.7%	10.3%
4. Strongly agree	35.9%	7.1%	6.6%	1.6%	2.2%	9.3%	3.0%	3.2%	13.5%	65.3%	18.4%	2.3%	24.9%	0.0%	14.9%
0. I really don't know	1.6%	0.6%	0.7%	0.0%	0.3%	0.9%	0.3%	0.6%	0.9%	4.9%	1.1%	0.0%	3.7%	0.0%	1.2%
n=	988	156	846	182	323	107	1,552	157	430	144	635	129	542	88	6,191

**Table A-9.11**

Correlation of “Q54h. Ellen G. White is an inspired messenger to the Adventist church “ and “Q22. ... which Division of the Seventh-day Adventist Church?”

	ECD	ESD	IAD	EUD	NAD	NSD	SAD	SPD	SID	SUD	SSD	TED	WAD	UUC	Average 13 Div
Do not accept it	0.7%	0.0%	0.8%	0.0%	0.3%	0.0%	0.5%	1.3%	0.2%	2.2%	0.5%	0.8%	0.2%	0.0%	0.6%
Have major doubts about it.	0.2%	0.0%	0.4%	1.1%	1.6%	0.9%	0.3%	0.0%	0.2%	2.2%	0.0%	1.6%	0.2%	0.0%	0.7%
Have some questions about it.	0.6%	0.6%	0.6%	2.7%	3.8%	0.0%	1.1%	7.8%	1.0%	0.7%	1.2%	7.8%	0.2%	0.0%	2.2%
Accept it because the church teaches it.	15.5%	3.2%	1.8%	3.8%	2.9%	0.9%	1.5%	5.9%	5.0%	24.1%	20.1%	2.3%	8.3%	1.2%	7.3%
Accept it because I think it is probably correct.	7.2%	7.7%	2.4%	13.0%	12.1%	11.3%	2.7%	11.8%	4.1%	9.5%	4.9%	19.4%	5.9%	7.0%	8.6%
Fully embrace it	75.3%	88.4%	93.6%	78.3%	79.0%	86.8%	93.8%	72.5%	89.4%	61.3%	73.0%	67.4%	85.2%	91.9%	80.3%
This question is not relevant to me.	0.4%	0.0%	0.4%	1.1%	0.3%	0.0%	0.2%	0.7%	0.0%	0.0%	0.3%	0.8%	0.0%	0.0%	0.3%
n=	973	155	831	184	315	106	1,515	153	416	137	607	129	527	86	6,048

**Table A-9.12**

Correlation of “Q54f. The Investigative Judgement beginning in 1844” and “Q22. ... which Division of the Seventh-day Adventist Church?”

	ECD	ESD	IAD	EUD	NAD	NSD	SAD	SPD	SID	SUD	SSD	TED	WAD	UUC	Average 13 Div
Do not accept it	0.7%	0.6%	0.2%	4.9%	1.9%	0.9%	0.3%	5.8%	0.2%	1.5%	0.3%	0.8%	1.0%	0.0%	1.5%
Have major doubts about it.	0.5%	0.6%	0.5%	3.8%	4.1%	0.0%	0.5%	4.5%	0.0%	3.7%	0.3%	7.8%	0.4%	0.0%	2.1%
Have some questions about it.	1.4%	5.2%	1.3%	5.4%	8.3%	0.9%	1.3%	13.5%	1.7%	3.7%	0.7%	14.0%	1.0%	1.2%	4.5%
Accept it because the church teaches it.	17.0%	2.6%	3.1%	3.8%	6.0%	5.7%	1.6%	6.5%	6.3%	20.6%	21.1%	4.7%	9.3%	3.5%	8.3%
Accept it because I think it is probably correct.	8.0%	4.5%	2.8%	10.3%	12.7%	20.8%	3.9%	11.6%	6.3%	8.8%	4.6%	14.0%	6.1%	7.0%	8.8%
Fully embrace it	71.5%	86.4%	92.0%	70.7%	66.3%	71.7%	92.2%	56.1%	85.3%	60.3%	72.6%	57.4%	81.9%	88.4%	74.2%
This question is not relevant to me.	0.8%	0.0%	0.0%	1.1%	0.6%	0.0%	0.3%	1.9%	0.2%	1.5%	0.3%	1.6%	0.4%	0.0%	0.7%
n=	983	154	828	184	315	106	1,520	155	416	136	606	129	525	86	6,057

**Table A-9.13**

Correlation of “Q54i. Pastoral ordination limited to males” and “Q22. ... which Division of the Seventh-day Adventist Church?”

	ECD	ESD	IAD	EUD	NAD	NSD	SAD	SPD	SID	SUD	SSD	TED	WAD	UUC	Average 13 Div
Do not accept it	6.2%	3.9%	8.3%	39.9%	49.4%	27.4%	11.8%	47.7%	10.8%	14.5%	7.0%	44.5%	1.5%	3.4%	21.0%
Have major doubts about it.	1.9%	1.3%	3.6%	11.5%	9.9%	9.4%	8.8%	9.2%	2.9%	3.8%	2.8%	10.2%	0.6%	6.9%	5.8%
Have some questions about it.	6.0%	13.5%	12.1%	12.6%	14.0%	27.4%	17.9%	13.1%	12.7%	8.4%	17.9%	14.1%	3.4%	9.2%	13.3%
Accept it because the church teaches it.	13.9%	5.8%	7.2%	6.0%	2.2%	6.6%	5.1%	2.6%	4.2%	17.6%	16.2%	2.3%	8.6%	11.5%	7.6%
Accept it because I think it is probably correct.	11.2%	8.4%	8.1%	8.2%	6.4%	10.4%	7.1%	6.5%	12.5%	15.3%	12.0%	7.0%	5.9%	12.6%	9.2%
Fully embrace it	58.6%	63.2%	53.8%	19.1%	14.6%	14.2%	43.8%	16.3%	53.5%	38.9%	43.0%	18.8%	78.7%	52.9%	39.7%
This question is not relevant to me.	2.3%	3.9%	6.9%	2.7%	3.5%	4.7%	5.6%	4.6%	3.4%	1.5%	1.0%	3.1%	1.1%	3.4%	3.4%
n=	971	155	824	183	314	106	1,512	153	409	131	598	128	522	87	6,006

**Table A-9.14**

Correlation of “Q50h. The Bible is the infallible revelation of God’s will and its historical narratives are true historical records” and “Q22. ... which Division of the Seventh-day Adventist Church?”

	ECD	ESD	IAD	EUD	NAD	NSD	SAD	SPD	SID	SUD	SSD	TED	WAD	UUC	Average 13 Div
1. Strongly disagree	3.4%	1.3%	1.5%	4.3%	0.6%	0.0%	1.2%	1.9%	1.6%	3.4%	1.1%	3.1%	1.1%	1.1%	1.9%
2. Disagree more than agree	0.8%	1.3%	0.8%	2.2%	3.4%	0.0%	1.2%	1.3%	0.5%	3.4%	0.2%	4.7%	0.7%	0.0%	1.6%
3. Agree more than disagree	4.5%	5.1%	3.2%	14.7%	10.5%	4.7%	3.9%	20.6%	4.8%	4.1%	3.3%	15.5%	2.2%	1.1%	7.5%
4. Strongly agree	90.6%	91.7%	94.2%	78.8%	85.1%	95.3%	93.4%	75.5%	92.6%	86.9%	95.0%	76.7%	95.8%	97.8%	88.6%
0. I really don’t know	0.7%	0.6%	0.4%	0.0%	0.3%	0.0%	0.3%	0.6%	0.5%	2.1%	0.5%	0.0%	0.2%	0.0%	0.5%
n=	1,002	156	856	184	323	107	1,562	155	434	145	636	129	553	90	6,242

**Table A-9.15**

Correlation of “Q50b. The Bible is to be taken literally, unless a symbol is used, or a figurative meaning is required by the context” and “Q22. ... which Division of the Seventh-day Adventist Church?”

	ECD	ESD	IAD	EUD	NAD	NSD	SAD	SPD	SID	SUD	SSD	TED	WAD	UUC	Average 13 Div
1. Strongly disagree	12.7%	2.5%	5.1%	8.2%	1.6%	0.0%	3.5%	3.2%	4.6%	17.6%	1.9%	6.2%	12.5%	2.2%	6.1%
2. Disagree more than agree	3.7%	2.5%	2.6%	6.6%	5.0%	7.4%	1.7%	7.6%	1.4%	7.0%	3.1%	7.8%	1.6%	1.1%	4.5%
3. Agree more than disagree	10.1%	8.3%	9.8%	17.6%	18.9%	9.3%	8.6%	28.7%	7.8%	12.0%	12.6%	23.3%	9.4%	3.3%	13.5%
4. Strongly agree	72.8%	86.0%	81.9%	67.6%	74.2%	82.4%	85.6%	59.9%	85.7%	55.6%	81.8%	62.8%	75.8%	92.2%	74.8%
0. I really don't know	0.8%	0.6%	0.7%	0.0%	0.3%	0.9%	0.6%	0.6%	0.5%	7.7%	0.6%	0.0%	0.7%	1.1%	1.1%
n=	1,003	157	860	182	322	108	1,559	157	435	142	637	129	554	90	6,245

**Table A-9.16**

Correlation of “Q50e. I believe that Jesus was born of a virgin” and “Q22. ... which Division of the Seventh-day Adventist Church?”

	ECD	ESD	IAD	EUD	NAD	NSD	SAD	SPD	SID	SUD	SSD	TED	WAD	UUC	Average 13 Div
1. Strongly disagree	3.0%	2.6%	1.6%	0.5%	0.6%	0.9%	1.2%	1.9%	1.4%	4.1%	1.7%	0.8%	0.9%	16.5%	1.6%
2. Disagree more than agree	0.1%	0.6%	0.5%	0.5%	0.0%	0.0%	0.5%	0.0%	0.2%	0.7%	0.2%	0.0%	0.2%	1.1%	0.3%
3. Agree more than disagree	3.1%	0.6%	1.8%	1.6%	1.2%	0.9%	1.2%	2.5%	2.5%	6.1%	2.4%	8.5%	1.1%	1.1%	2.6%
4. Strongly agree	93.4%	95.5%	95.7%	96.7%	98.1%	98.1%	97.1%	95.5%	95.4%	88.5%	95.6%	89.9%	97.3%	81.3%	95.1%
0. I really don't know	0.4%	0.6%	0.5%	0.5%	0.0%	0.0%	0.1%	0.0%	0.5%	0.7%	0.2%	0.8%	0.5%	0.0%	0.4%
n=	1,004	155	851	183	322	107	1,552	157	438	148	633	129	554	91	6,233

**Table A-9.17**

Correlation of “Q50m. Jesus rose from the dead with a physical body” and “Q22. ... which Division of the Seventh-day Adventist Church?”

	ECD	ESD	IAD	EUD	NAD	NSD	SAD	SPD	SID	SUD	SSD	TED	WAD	UUC	Average 13 Div
1. Strongly disagree	5.3%	3.2%	2.7%	1.6%	0.0%	0.9%	1.5%	1.3%	2.8%	12.5%	3.0%	1.6%	4.7%	1.1%	3.2%
2. Disagree more than agree	1.5%	0.6%	0.8%	1.1%	0.6%	1.9%	0.8%	0.0%	0.7%	0.7%	1.7%	0.0%	1.5%	1.1%	0.9%
3. Agree more than disagree	5.9%	5.1%	3.2%	4.9%	3.4%	4.7%	2.9%	2.5%	3.9%	7.6%	6.3%	7.1%	5.8%	7.8%	4.9%
4. Strongly agree	86.5%	89.7%	92.4%	91.2%	94.7%	92.5%	94.6%	96.2%	91.9%	77.8%	87.5%	90.6%	87.6%	88.9%	90.3%
0. I really don't know	0.8%	1.3%	0.8%	1.1%	1.2%	0.0%	0.1%	0.0%	0.7%	1.4%	1.4%	0.8%	0.4%	1.1%	0.8%
n=	1,003	156	847	182	323	106	1,550	157	432	144	631	127	550	90	6,208

**Table A-9.18**

Correlation of “Q54g. Creation in six days in the relatively recent past” and “Q22. ... which Division of the Seventh-day Adventist Church?”

	ECD	ESD	IAD	EUD	NAD	NSD	SAD	SPD	SID	SUD	SSD	TED	WAD	UUC	Average 13 Div
Do not accept it	2.8%	0.0%	3.2%	4.4%	1.6%	1.9%	2.1%	0.6%	5.6%	5.4%	4.9%	1.6%	4.2%	0.0%	2.9%
Have major doubts about it.	0.6%	1.3%	0.0%	1.1%	1.3%	0.0%	0.3%	1.9%	0.0%	0.0%	0.3%	2.3%	0.4%	0.0%	0.7%
Have some questions about it.	0.6%	1.3%	1.5%	2.7%	3.2%	1.0%	0.8%	7.1%	1.2%	0.0%	3.0%	8.6%	0.6%	0.0%	2.4%
Accept it because the church teaches it.	15.8%	0.6%	2.0%	2.7%	0.6%	1.0%	1.6%	3.9%	3.2%	24.0%	16.1%	3.1%	6.5%	1.2%	6.2%
Accept it because I think it is probably correct.	8.7%	3.2%	2.6%	9.3%	7.3%	14.4%	2.9%	9.1%	5.4%	11.6%	6.0%	11.7%	6.0%	4.7%	7.6%
Fully embrace it	69.4%	93.5%	88.3%	78.7%	85.6%	81.7%	91.3%	76.0%	84.1%	57.4%	65.6%	71.9%	80.4%	94.2%	78.8%
This question is not relevant to me.	2.1%	0.0%	2.6%	1.1%	0.3%	0.0%	0.9%	1.3%	0.5%	1.6%	4.0%	0.8%	1.9%	0.0%	1.3%
n=	967	154	818	183	313	104	1,514	154	408	129	596	128	521	86	5,989

**Table A-9.19**

Correlation of “Q50g. I believe the world is millions of years old” and “Q22. ... which Division of the Seventh-day Adventist Church?”

	ECD	ESD	IAD	EUD	NAD	NSD	SAD	SPD	SID	SUD	SSD	TED	WAD	UUC	Average 13 Div
1. Strongly disagree	67.3%	83.9%	73.4%	61.2%	62.5%	76.6%	66.2%	61.1%	73.9%	41.0%	78.4%	65.1%	66.8%	93.3%	67.5%
2. Disagree more than agree	5.1%	5.2%	6.6%	7.1%	13.6%	7.5%	7.8%	13.4%	5.4%	7.6%	7.3%	8.5%	6.6%	3.3%	7.8%
3. Agree more than disagree	7.0%	1.9%	5.3%	10.9%	12.1%	5.6%	12.0%	8.9%	3.3%	6.9%	4.1%	7.0%	5.6%	0.0%	7.0%
4. Strongly agree	17.6%	5.2%	10.6%	7.1%	5.0%	5.6%	11.3%	7.6%	14.2%	34.7%	7.3%	10.1%	17.3%	0.0%	11.8%
0. I really don't know	3.0%	3.9%	4.0%	13.7%	6.8%	4.7%	2.6%	8.9%	3.3%	9.7%	3.0%	9.3%	3.6%	3.3%	5.9%
n=	999	155	847	183	323	107	1,561	157	429	144	633	129	549	90	6,216

**Table A-9.20**

Correlation of “Q50j. I will make it to heaven only if I have a personal relationship with Jesus “ and “Q22. ... which Division of the Seventh-day Adventist Church?”

	ECD	ESD	IAD	EUD	NAD	NSD	SAD	SPD	SID	SUD	SSD	TED	WAD	UUC	Average 13 Div
1. Strongly disagree	1.8%	0.6%	1.2%	2.2%	2.8%	2.9%	2.9%	3.8%	2.8%	1.4%	1.7%	2.3%	0.2%	3.3%	2.0%
2. Disagree more than agree	0.2%	1.3%	1.4%	4.3%	1.9%	4.8%	3.2%	2.5%	0.9%	0.7%	2.8%	1.6%	0.4%	0.0%	2.0%
3. Agree more than disagree	3.6%	7.6%	7.3%	12.5%	15.3%	11.4%	15.9%	19.7%	5.1%	3.4%	7.2%	18.0%	4.5%	1.1%	10.1%
4. Strongly agree	94.2%	89.8%	90.0%	79.3%	79.8%	81.0%	77.6%	73.2%	90.8%	93.1%	87.6%	76.6%	94.9%	95.6%	85.2%
0. I really don't know	0.2%	0.6%	0.1%	1.6%	0.3%	0.0%	0.3%	0.6%	0.5%	1.4%	0.6%	1.6%	0.0%	0.0%	0.6%
n=	1,004	157	853	184	321	105	1,530	157	433	145	637	128	552	90	6,206

**Table A-9.21**

Correlation of “Q51. What would be your answer to the question, “Are you saved?” Shade ONE “ and “Q22. ... which Division of the Seventh-day Adventist Church?”

	ECD	ESD	IAD	EUD	NAD	NSD	SAD	SPD	SID	SUD	SSD	TED	WAD	UUC	Average 13 Div
Yes	58.6%	20.6%	38.9%	23.4%	31.9%	34.5%	35.1%	44.6%	38.6%	50.3%	44.7%	36.4%	40.0%	25.3%	38.3%
Maybe	0.3%	1.9%	1.6%	1.6%	0.0%	0.9%	1.7%	0.0%	0.2%	3.3%	0.3%	3.1%	1.4%	5.5%	1.3%
No	0.7%	0.0%	0.6%	0.0%	0.0%	0.9%	1.0%	0.0%	0.9%	2.6%	0.3%	0.0%	0.2%	0.0%	0.6%
By God's grace, I have been saved, I am being save, and I will be saved.	39.7%	72.9%	56.9%	70.7%	65.3%	60.0%	59.3%	53.5%	58.4%	39.9%	53.0%	54.3%	57.7%	58.2%	57.0%
I haven't really thought about this question before.	0.3%	0.0%	0.7%	0.0%	0.0%	0.0%	1.1%	0.6%	0.5%	1.3%	0.8%	0.8%	0.4%	1.1%	0.5%
n=	1,027	155	861	184	323	110	1,564	157	440	153	638	129	555	91	6,296

**Table A-9.22**

Correlation of “Q50d. There are only two kinds of people in the world: the righteous, who will be rewarded by God, and the rest, who will not. “ and “Q22. ... which Division of the Seventh-day Adventist Church?”

	ECD	ESD	IAD	EUD	NAD	NSD	SAD	SPD	SID	SUD	SSD	TED	WAD	UUC	Average 13 Div
1. Strongly disagree	5.3%	10.3%	5.3%	14.3%	9.1%	9.3%	6.7%	11.6%	4.6%	7.3%	25.4%	15.6%	6.2%	11.1%	10.1%
2. Disagree more than agree	1.5%	8.4%	1.9%	8.8%	9.7%	4.7%	3.7%	9.7%	2.8%	2.0%	16.3%	9.4%	2.2%	11.1%	6.2%
3. Agree more than disagree	6.8%	9.7%	7.8%	22.0%	21.9%	12.1%	7.5%	17.4%	6.2%	9.3%	7.7%	17.2%	7.5%	15.6%	11.8%
4. Strongly agree	86.1%	68.4%	84.9%	53.3%	58.4%	71.0%	81.7%	60.0%	85.5%	78.0%	50.2%	54.7%	83.5%	61.1%	70.4%
0. I really don't know	0.3%	3.2%	0.1%	1.6%	0.9%	2.8%	0.3%	1.3%	0.9%	3.3%	0.5%	3.1%	0.7%	1.1%	1.5%
n=	1,014	155	854	182	320	107	1,556	155	433	150	638	128	550	90	6,242

**Table A-9.23**

Correlation of “Q50n. I believe the Adventist Church is the remnant church “ and “Q22. ... which Division of the Seventh-day Adventist Church?”

	ECD	ESD	IAD	EUD	NAD	NSD	SAD	SPD	SID	SUD	SSD	TED	WAD	UUC	Average 13 Div
1. Strongly disagree	0.5%	1.3%	0.5%	5.4%	6.8%	0.9%	0.4%	2.5%	0.9%	1.4%	0.5%	3.1%	0.0%	0.0%	1.9%
2. Disagree more than agree	0.3%	1.9%	1.1%	4.3%	7.1%	2.8%	0.4%	13.4%	0.2%	1.4%	0.9%	9.3%	0.4%	0.0%	3.4%
3. Agree more than disagree	2.7%	5.7%	3.8%	13.0%	20.1%	8.5%	3.8%	26.1%	2.8%	4.2%	1.4%	24.8%	3.1%	6.7%	9.2%
4. Strongly agree	96.2%	88.5%	94.6%	72.8%	65.0%	86.8%	95.0%	52.9%	95.8%	91.7%	96.9%	58.9%	95.6%	93.3%	83.9%
0. I really don't know	0.3%	2.5%	0.1%	4.3%	0.9%	0.9%	0.3%	5.1%	0.2%	1.4%	0.3%	3.9%	0.9%	0.0%	1.6%
n=	1,009	157	850	184	323	106	1,556	157	433	144	636	129	549	90	6,233

**Table A-9.24**

Correlation of “Q50r. I look to the Spirit of Prophecy for guidance “ and “Q22. ... which Division of the Seventh-day Adventist Church?”

	ECD	ESD	IAD	EUD	NAD	NSD	SAD	SPD	SID	SUD	SSD	TED	WAD	UUC	Average 13 Div
1. Strongly disagree	2.9%	0.6%	1.7%	7.6%	6.5%	0.9%	1.7%	5.7%	3.3%	2.8%	2.2%	7.0%	2.0%	1.1%	3.5%
2. Disagree more than agree	1.2%	5.8%	2.6%	9.8%	15.2%	2.8%	2.1%	16.6%	3.5%	1.4%	6.3%	17.1%	2.6%	1.1%	6.7%
3. Agree more than disagree	13.6%	17.3%	15.6%	23.9%	35.6%	21.5%	15.5%	37.6%	17.4%	9.7%	22.6%	36.4%	21.6%	33.7%	22.2%
4. Strongly agree	81.7%	75.6%	79.9%	58.7%	42.4%	73.8%	80.5%	39.5%	75.1%	82.8%	68.2%	38.8%	73.1%	64.0%	66.9%
0. I really don't know	0.5%	0.6%	0.2%	0.0%	0.3%	0.9%	0.1%	0.6%	0.7%	3.4%	0.8%	0.8%	0.7%	0.0%	0.8%
n=	986	156	842	184	323	107	1,547	157	430	145	638	129	547	89	6,191

**Table A-9.25**

Correlation of “Q50c. The dead have powers to communicate with and influence the living “ and “Q22. ... which Division of the Seventh-day Adventist Church?”

	ECD	ESD	IAD	EUD	NAD	NSD	SAD	SPD	SID	SUD	SSD	TED	WAD	UUC	Average 13 Div
1. Strongly disagree	92.8%	98.7%	97.5%	97.3%	96.3%	94.4%	97.9%	97.5%	94.5%	69.1%	95.8%	96.9%	95.1%	97.8%	94.1%
2. Disagree more than agree	1.3%	0.0%	0.6%	0.5%	1.6%	2.8%	0.5%	0.0%	0.9%	6.7%	0.8%	0.8%	0.9%	0.0%	1.3%
3. Agree more than disagree	1.0%	0.0%	0.4%	0.0%	0.9%	0.9%	0.3%	0.6%	0.5%	0.7%	1.1%	0.8%	0.4%	2.2%	0.6%
4. Strongly agree	4.8%	0.6%	1.4%	1.1%	1.2%	1.9%	1.3%	1.9%	3.9%	14.8%	2.0%	0.8%	3.4%	0.0%	3.0%
0. I really don't know	0.1%	0.6%	0.1%	1.1%	0.0%	0.0%	0.1%	0.0%	0.2%	8.7%	0.3%	0.8%	0.2%	0.0%	0.9%
n=	1,020	157	857	184	322	108	1,561	157	438	149	637	129	555	91	6,274



**Table A-9.26**

Correlation of “Q50k. Following the Adventist Health Message increases the probability that a person will live longer” and “Q22. ... which Division of the Seventh-day Adventist Church?”

	ECD	ESD	IAD	EUD	NAD	NSD	SAD	SPD	SID	SUD	SSD	TED	WAD	UUC	Average 13 Div
1. Strongly disagree	1.9%	0.6%	0.7%	1.1%	0.3%	0.0%	1.0%	1.9%	2.1%	2.1%	1.4%	0.8%	0.5%	0.0%	1.1%
2. Disagree more than agree	1.0%	0.6%	0.6%	1.6%	3.1%	3.8%	0.8%	1.9%	1.1%	1.4%	3.6%	6.2%	0.4%	2.2%	2.0%
3. Agree more than disagree	8.8%	19.4%	9.7%	23.9%	27.6%	16.0%	9.8%	24.8%	12.6%	9.0%	15.7%	33.3%	11.4%	24.4%	17.1%
4. Strongly agree	87.8%	78.1%	88.4%	69.6%	68.9%	78.3%	87.9%	70.7%	83.7%	84.0%	78.5%	58.1%	87.3%	73.3%	78.6%
0. I really don't know	0.5%	1.3%	0.6%	3.8%	0.0%	1.9%	0.4%	0.6%	0.5%	3.5%	0.8%	1.6%	0.4%	0.0%	1.2%
n=	1,007	155	853	184	322	106	1,558	157	435	144	638	129	552	90	6,240

**Table A-9.27**

Correlation of “Q54e. The Adventist church’s interpretation of end-time prophecies” and “Q22. ... which Division of the Seventh-day Adventist Church?”

	ECD	ESD	IAD	EUD	NAD	NSD	SAD	SPD	SID	SUD	SSD	TED	WAD	UUC	Average 13 Div
Do not accept it	0.6%	0.6%	0.4%	1.1%	0.6%	0.0%	0.1%	0.6%	0.0%	0.7%	0.0%	0.0%	0.0%	0.0%	0.4%
Have major doubts about it.	0.6%	0.6%	0.2%	4.9%	2.2%	0.9%	0.4%	5.8%	0.0%	1.4%	0.2%	5.4%	0.0%	0.0%	1.8%
Have some questions about it.	0.8%	6.5%	2.5%	10.9%	14.9%	2.8%	2.8%	17.4%	1.2%	0.7%	0.5%	16.3%	1.3%	5.8%	6.1%
Accept it because the church teaches it.	16.1%	0.6%	2.8%	1.6%	2.9%	3.8%	1.3%	3.9%	4.3%	25.9%	20.2%	4.7%	7.8%	1.2%	7.4%
Accept it because I think it is probably correct.	8.6%	10.3%	5.2%	18.5%	18.1%	22.6%	6.6%	15.5%	6.5%	8.6%	5.3%	13.2%	3.6%	9.3%	11.0%
Fully embrace it	72.7%	81.3%	88.9%	63.0%	61.0%	69.8%	88.5%	55.5%	87.8%	61.2%	73.8%	59.7%	87.0%	83.7%	73.1%
This question is not relevant to me.	0.5%	0.0%	0.0%	0.0%	0.3%	0.0%	0.3%	1.3%	0.2%	1.4%	0.0%	0.8%	0.4%	0.0%	0.4%
n=	985	155	826	184	315	106	1,525	155	417	139	608	129	529	86	6,073

**Table A-9.28**

Correlation of “Q54a. Christ is coming again in the near future” and “Q22. ... which Division of the Seventh-day Adventist Church?”

	ECD	ESD	IAD	EUD	NAD	NSD	SAD	SPD	SID	SUD	SSD	TED	WAD	UUC	Average 13 Div
Do not accept it	0.7%	0.0%	0.1%	0.0%	0.3%	0.0%	0.1%	0.0%	1.0%	1.4%	0.2%	0.0%	0.4%	0.0%	0.3%
Have major doubts about it.	0.2%	0.6%	0.2%	0.5%	0.3%	0.9%	0.4%	0.0%	0.5%	1.4%	0.0%	1.6%	0.0%	1.1%	0.5%
Have some questions about it.	1.1%	1.9%	0.7%	3.3%	3.2%	1.9%	0.8%	1.3%	0.5%	1.4%	0.7%	1.6%	0.6%	1.1%	1.5%
Accept it because the church teaches it.	17.4%	3.2%	4.1%	0.0%	1.3%	2.8%	2.0%	3.2%	2.9%	29.8%	22.0%	2.3%	7.5%	2.3%	7.6%
Accept it because I think it is probably correct.	9.0%	1.3%	2.3%	10.4%	5.4%	13.2%	2.5%	7.1%	6.0%	6.4%	4.1%	11.6%	4.3%	5.7%	6.4%
Fully embrace it	70.7%	92.9%	91.8%	83.6%	89.5%	81.1%	93.7%	86.5%	88.5%	58.2%	73.0%	82.2%	86.6%	89.8%	82.9%
This question is not relevant to me.	0.9%	0.0%	0.7%	2.2%	0.0%	0.0%	0.4%	1.9%	0.7%	1.4%	0.2%	0.8%	0.6%	0.0%	0.8%
n=	996	156	834	183	315	106	1,531	155	417	141	610	129	531	88	6,104

**Table A-9.29**

Correlation of “Q54d. When people die their bodily remains decay and they have no consciousness or activity until they are resurrected” and “Q22. ... which Division of the Seventh-day Adventist Church?”

	ECD	ESD	IAD	EUD	NAD	NSD	SAD	SPD	SID	SUD	SSD	TED	WAD	UUC	Average 13 Div
Do not accept it	1.6%	0.0%	0.5%	0.0%	0.0%	0.0%	0.9%	0.6%	0.0%	2.9%	0.8%	0.0%	0.4%	0.0%	0.6%
Have major doubts about it.	0.4%	0.0%	0.2%	0.0%	0.0%	0.0%	0.1%	0.0%	0.0%	2.2%	0.3%	0.0%	0.0%	0.0%	0.3%
Have some questions about it.	0.4%	0.6%	0.1%	0.0%	1.0%	0.0%	0.0%	0.0%	0.0%	2.2%	0.3%	0.8%	0.2%	0.0%	0.4%
Accept it because the church teaches it.	14.2%	1.3%	1.7%	0.0%	0.6%	1.9%	0.9%	3.9%	3.4%	23.2%	18.1%	0.8%	8.1%	1.1%	6.0%
Accept it because I think it is probably correct.	8.2%	4.5%	0.6%	3.3%	3.5%	7.5%	1.2%	2.6%	4.3%	8.7%	3.8%	6.2%	2.8%	2.3%	4.4%
Fully embrace it	74.8%	93.5%	96.7%	96.2%	94.9%	90.6%	96.7%	92.9%	92.3%	60.1%	76.3%	91.5%	88.5%	96.6%	88.1%
This question is not relevant to me.	0.4%	0.0%	0.1%	0.5%	0.0%	0.0%	0.1%	0.0%	0.0%	0.7%	0.3%	0.8%	0.0%	0.0%	0.2%
n=	988	155	825	184	315	106	1,529	155	417	138	608	129	531	88	6,080

**Table A-9.30**

*Correlation of “Q50s. People who died believing in Christ are in Heaven right now” and “Q22. ... which Division of the Seventh-day Adventist Church?”*

	<b>ECD</b>	<b>ESD</b>	<b>IAD</b>	<b>EUD</b>	<b>NAD</b>	<b>NSD</b>	<b>SAD</b>	<b>SPD</b>	<b>SID</b>	<b>SUD</b>	<b>SSD</b>	<b>TED</b>	<b>WAD</b>	<b>UUC</b>	<b>Average 13 Div</b>
1. Strongly disagree	92.1%	94.9%	97.0%	97.3%	95.4%	93.5%	95.6%	93.6%	93.7%	56.4%	92.2%	93.8%	94.7%	94.4%	91.6%
2. Disagree more than agree	3.5%	2.5%	1.2%	1.6%	0.9%	2.8%	2.0%	3.2%	2.3%	7.9%	3.9%	3.1%	3.1%	5.6%	2.9%
3. Agree more than disagree	1.1%	0.0%	0.2%	0.0%	1.2%	0.0%	1.0%	0.6%	1.4%	4.3%	1.1%	0.0%	0.7%	0.0%	0.9%
4. Strongly agree	2.4%	1.9%	1.5%	0.0%	1.2%	2.8%	1.4%	2.5%	2.1%	22.9%	2.0%	0.8%	1.1%	0.0%	3.3%
0. I really don't know	0.8%	0.6%	0.0%	1.1%	1.2%	0.9%	0.0%	0.0%	0.5%	8.6%	0.8%	2.3%	0.4%	0.0%	1.3%
n=	988	157	843	184	323	107	1,554	157	428	140	637	129	550	89	6,197

## Supplementary Crosstabulations 10: Standards

Crosstabulations reports on responses to item Q52, “I personally believe I should abstain from ...”

**Table A-10.1**

*Correlation of “Q52a. Illegal drugs” and “Q22. ... which Division of the Seventh-day Adventist Church?”*

	ECD	ESD	IAD	EUD	NAD	NSD	SAD	SPD	SID	SUD	SSD	TED	WAD	UUC	Average 13 Div
0. I really don't know	1.4%	0.6%	0.2%	0.0%	0.0%	0.0%	0.2%	0.0%	0.2%	6.9%	1.0%	0.0%	0.6%	0.0%	0.9%
1. Strongly disagree	5.4%	1.3%	2.1%	0.5%	0.9%	8.4%	2.3%	1.9%	2.1%	11.0%	5.1%	0.0%	4.5%	0.0%	3.5%
2. Disagree more than agree	1.0%	0.0%	0.9%	0.5%	0.0%	0.9%	0.4%	0.0%	0.7%	6.9%	0.8%	0.8%	0.4%	0.0%	1.0%
3. Agree more than disagree	3.6%	0.0%	2.7%	3.8%	3.1%	1.9%	6.4%	2.6%	6.8%	6.9%	5.1%	4.7%	2.6%	1.1%	3.9%
4. Strongly agree	88.6%	98.1%	94.0%	95.1%	95.9%	88.8%	90.7%	95.5%	90.1%	68.3%	88.1%	94.5%	92.0%	98.9%	90.7%
n=	984	155	846	184	320	107	1,545	155	424	145	628	128	537	90	6,158

**Table A-10.2**

*Correlation of “Q52b. Alcohol (e.g. beer, wine, spirits, etc)” and “Q22. ... which Division of the Seventh-day Adventist Church?”*

	ECD	ESD	IAD	EUD	NAD	NSD	SAD	SPD	SID	SUD	SSD	TED	WAD	UUC	Average 13 Div
0. I really don't know	1.8%	0.6%	0.0%	0.0%	0.3%	0.0%	0.3%	0.0%	0.9%	8.5%	0.5%	0.8%	0.0%	0.0%	1.1%
1. Strongly disagree	8.9%	1.3%	2.5%	1.1%	1.3%	7.6%	2.9%	2.6%	2.6%	17.0%	6.7%	1.6%	5.9%	0.0%	4.8%
2. Disagree more than agree	0.8%	0.0%	0.5%	3.3%	1.6%	1.0%	0.7%	0.0%	0.2%	4.3%	0.6%	0.8%	0.2%	0.0%	1.1%
3. Agree more than disagree	3.0%	0.6%	2.6%	8.7%	14.1%	6.7%	6.1%	10.3%	4.0%	5.0%	3.2%	15.6%	3.2%	1.1%	6.4%
4. Strongly agree	85.6%	97.4%	94.4%	86.9%	82.8%	84.8%	89.9%	87.1%	92.2%	65.2%	89.0%	81.3%	90.7%	98.9%	86.7%
n=	971	155	843	183	320	105	1,542	155	423	141	627	128	538	89	6,131

**Table A-10.3***Correlation of “Q52c. Smoking” and “Q22. ... which Division of the Seventh-day Adventist Church?”*

	ECD	ESD	IAD	EUD	NAD	NSD	SAD	SPD	SID	SUD	SSD	TED	WAD	UUC	Average 13 Div
0. I really don't know	1.8%	0.6%	0.0%	0.0%	0.3%	0.0%	0.1%	0.0%	0.7%	5.8%	1.1%	0.0%	0.4%	0.0%	0.8%
1. Strongly disagree	9.9%	1.3%	2.4%	1.1%	1.3%	8.6%	3.1%	1.9%	3.8%	21.7%	6.9%	0.8%	4.9%	0.0%	5.2%
2. Disagree more than agree	0.5%	0.0%	0.2%	0.5%	0.0%	0.0%	0.2%	0.6%	0.2%	2.9%	0.2%	0.0%	0.6%	0.0%	0.5%
3. Agree more than disagree	1.7%	0.0%	1.6%	5.4%	2.8%	4.8%	4.7%	4.5%	3.3%	3.6%	2.1%	2.3%	2.6%	0.0%	3.0%
4. Strongly agree	86.1%	98.1%	95.8%	92.9%	95.6%	86.7%	91.9%	92.9%	91.9%	65.9%	89.7%	96.9%	91.5%	100.0%	90.5%
n=	960	155	837	184	320	105	1,534	156	419	138	623	128	530	89	6,089

**Table A-10.4***Correlation of “Q52d. Eating meat that the Bible defines as unclean” and “Q22. ... which Division of the Seventh-day Adventist Church?”*

	ECD	ESD	IAD	EUD	NAD	NSD	SAD	SPD	SID	SUD	SSD	TED	WAD	UUC	Average 13 Div
0. I really don't know	1.5%	0.6%	0.1%	1.1%	0.0%	1.9%	0.1%	1.3%	0.7%	4.9%	2.1%	0.8%	0.4%	0.0%	1.2%
1. Strongly disagree	10.8%	0.6%	5.0%	2.7%	2.8%	9.4%	3.8%	5.2%	6.2%	19.6%	9.1%	2.3%	8.6%	0.0%	6.6%
2. Disagree more than agree	1.2%	0.0%	0.7%	2.7%	1.2%	1.9%	0.9%	3.2%	0.5%	3.5%	2.4%	3.1%	0.6%	0.0%	1.7%
3. Agree more than disagree	4.4%	2.6%	2.7%	11.4%	13.1%	12.3%	5.2%	14.2%	3.1%	9.1%	2.2%	14.8%	2.4%	1.1%	7.5%
4. Strongly agree	82.0%	96.1%	91.4%	82.1%	82.9%	74.5%	90.0%	76.1%	89.5%	62.9%	84.2%	78.9%	88.0%	98.9%	83.0%
n=	970	155	839	184	321	106	1,536	155	421	143	628	128	533	89	6,119

**Table A-10.5***Correlation of “Q52e. Eating meat (but not fish) “ and “Q22. ... which Division of the Seventh-day Adventist Church?”*

	ECD	ESD	IAD	EUD	NAD	NSD	SAD	SPD	SID	SUD	SSD	TED	WAD	UUC	Average 13 Div
0. I really don't know	4.9%	4.0%	5.1%	3.9%	0.9%	4.8%	2.0%	2.0%	4.9%	13.9%	2.7%	3.2%	4.2%	0.0%	4.3%
1. Strongly disagree	36.8%	16.7%	25.9%	21.5%	21.7%	11.4%	22.4%	24.2%	25.1%	33.6%	15.5%	31.2%	37.1%	8.9%	24.8%
2. Disagree more than agree	13.8%	22.7%	22.4%	20.4%	22.3%	17.1%	20.8%	24.8%	18.0%	10.2%	25.4%	25.6%	24.1%	32.2%	20.6%
3. Agree more than disagree	18.4%	32.0%	23.6%	33.7%	35.5%	35.2%	36.6%	25.5%	31.8%	10.2%	30.4%	22.4%	15.7%	44.4%	27.0%
4. Strongly agree	26.2%	24.7%	23.0%	20.4%	19.5%	31.4%	18.3%	23.5%	20.2%	32.1%	25.9%	17.6%	18.9%	14.4%	23.2%
n=	944	150	826	181	318	105	1,521	153	406	137	621	125	523	90	6,010

**Table A-10.6**

Correlation of “Q52f. Eating any kind of meat or fish “ and “Q22. ... which Division of the Seventh-day Adventist Church?”

	ECD	ESD	IAD	EUD	NAD	NSD	SAD	SPD	SID	SUD	SSD	TED	WAD	UUC	Average 13 Div
0. I really don't know	3.7%	3.9%	3.1%	3.8%	0.6%	1.9%	1.2%	1.9%	3.1%	8.0%	3.4%	8.6%	3.0%	0.0%	3.6%
1. Strongly disagree	40.3%	22.9%	28.8%	26.2%	27.3%	11.4%	28.1%	30.5%	37.5%	26.8%	27.9%	25.8%	52.2%	14.4%	29.7%
2. Disagree more than agree	10.6%	19.6%	18.8%	14.8%	17.6%	15.2%	17.4%	20.1%	15.5%	3.6%	24.0%	17.2%	9.7%	30.0%	15.7%
3. Agree more than disagree	16.6%	28.8%	24.2%	28.4%	33.2%	48.6%	23.4%	21.4%	16.7%	18.1%	17.3%	22.7%	9.6%	35.6%	23.8%
4. Strongly agree	28.9%	24.8%	25.1%	26.8%	21.3%	22.9%	29.9%	26.0%	27.1%	43.5%	27.4%	25.8%	25.5%	20.0%	27.3%
n=	956	153	840	183	319	105	1,536	154	413	138	624	128	534	90	6,083

**Table A-10.7**

Correlation of “Q52g. Tea, coffee “ and “Q22. ... which Division of the Seventh-day Adventist Church?”

	ECD	ESD	IAD	EUD	NAD	NSD	SAD	SPD	SID	SUD	SSD	TED	WAD	UUC	Average 13 Div
0. I really don't know	2.8%	1.3%	2.0%	2.2%	0.6%	5.7%	0.5%	1.3%	1.4%	5.1%	3.4%	2.4%	3.4%	0.0%	2.5%
1. Strongly disagree	24.9%	4.5%	14.0%	20.2%	19.0%	10.5%	10.1%	13.5%	13.0%	24.6%	15.7%	22.0%	28.3%	1.1%	16.9%
2. Disagree more than agree	4.3%	16.1%	11.4%	10.9%	21.5%	19.0%	11.1%	23.1%	12.0%	4.3%	5.6%	15.0%	11.4%	8.9%	12.8%
3. Agree more than disagree	9.2%	23.2%	16.5%	27.3%	24.7%	35.2%	17.0%	20.5%	20.2%	10.9%	10.4%	23.6%	13.5%	44.4%	19.4%
4. Strongly agree	58.8%	54.8%	56.1%	39.3%	34.2%	29.5%	61.3%	41.7%	53.3%	55.1%	64.9%	37.0%	43.5%	45.6%	48.4%
n=	949	155	836	183	316	105	1,533	156	415	138	624	127	527	90	6,064

**Table A-10.8**

Correlation of “Q52h. Caffeinated soft drinks like Coca Cola, and energy drinks like Red Bull, etc.” and “Q22. ... which Division of the Seventh-day Adventist Church?”

	ECD	ESD	IAD	EUD	NAD	NSD	SAD	SPD	SID	SUD	SSD	TED	WAD	UUC	Average 13 Div
0. I really don't know	2.5%	0.6%	1.1%	1.6%	0.6%	3.8%	0.6%	1.3%	2.4%	5.0%	2.1%	2.4%	2.9%	0.0%	26.8%
1. Strongly disagree	24.0%	5.2%	14.0%	11.4%	14.7%	8.6%	7.4%	12.3%	12.1%	25.0%	14.1%	15.7%	25.2%	1.1%	189.7%
2. Disagree more than agree	5.0%	7.7%	5.0%	8.2%	15.0%	13.3%	10.0%	12.9%	4.5%	5.7%	8.7%	14.2%	7.1%	8.9%	117.3%
3. Agree more than disagree	6.5%	25.2%	9.9%	28.3%	27.3%	42.9%	17.8%	30.3%	15.9%	11.4%	13.5%	24.4%	10.7%	43.3%	264.1%
4. Strongly agree	62.0%	61.3%	70.0%	50.5%	42.3%	31.4%	64.3%	43.2%	65.1%	52.9%	61.6%	43.3%	54.2%	46.7%	702.1%
n=	962	155	838	184	319	105	1,537	155	421	140	622	127	524	90	6,089

**Table A-10.9***Correlation of "Q52i. Overeating" and "Q22. ... which Division of the Seventh-day Adventist Church?"*

	<b>ECD</b>	<b>ESD</b>	<b>IAD</b>	<b>EUD</b>	<b>NAD</b>	<b>NSD</b>	<b>SAD</b>	<b>SPD</b>	<b>SID</b>	<b>SUD</b>	<b>SSD</b>	<b>TED</b>	<b>WAD</b>	<b>UUC</b>	<b>Average 13 Div</b>
0. I really don't know	2.1%	1.9%	0.6%	0.5%	0.6%	3.8%	0.7%	0.0%	1.9%	2.3%	2.3%	0.0%	1.9%	0.0%	1.4%
1. Strongly disagree	23.5%	2.6%	14.2%	7.6%	3.8%	5.7%	7.3%	5.8%	11.6%	33.1%	14.3%	4.7%	26.9%	0.0%	12.4%
2. Disagree more than agree	2.9%	1.9%	3.1%	2.7%	2.8%	5.7%	3.2%	3.2%	2.2%	4.5%	5.0%	5.5%	3.1%	2.2%	3.5%
3. Agree more than disagree	6.6%	11.6%	8.9%	17.4%	35.0%	31.4%	10.8%	35.3%	12.3%	9.0%	13.7%	22.8%	9.6%	20.2%	17.3%
4. Strongly agree	64.9%	81.9%	73.2%	71.7%	57.8%	53.3%	77.9%	55.8%	72.0%	51.1%	64.7%	66.9%	58.5%	77.5%	65.4%
n=	936	155	831	184	320	105	1,532	156	415	133	621	127	521	89	6,036

## Supplementary Crosstabulations 11: Pastors' Understanding of SDA Education

Several items in the survey are related to how pastors view church-based schools and universities, and the contribution that the Adventist Education system makes to the mission of the Church. Items not recorded elsewhere are gathered in Crosstabulations 11.

**Table A-11.1**

*Cumulative time spent in Adventist secondary schools by Division*

Years	ECD	ESD	IAD	EUD	NAD	NSD	SAD	SPD	SID	SUD	SSD	TED	WAD	UUC	Average 13 Div
0	56.6%	99.4%	71.5%	86.4%	49.2%	25.2%	70.7%	52.9%	79.8%	73.2%	43.6%	79.8%	75.9%	97.7%	66.5%
1 or more	43.4%	0.6%	28.5%	13.6%	50.8%	74.8%	29.3%	47.1%	20.2%	26.8%	56.4%	20.2%	24.1%	2.3%	33.5%
3 or more	34.9%	0.6%	22.7%	10.3%	43.8%	70.1%	21.9%	36.1%	13.8%	20.4%	47.5%	17.1%	18.6%	2.3%	27.5%
5 or more	14.4%	0.0%	9.1%	3.3%	14.3%	56.1%	9.4%	19.4%	6.7%	17.6%	13.4%	6.2%	9.8%	1.1%	13.8%
8 or more	3.5%	0.0%	3.7%	0.0%	8.3%	7.5%	3.9%	3.9%	1.7%	12.7%	7.8%	0.8%	3.8%	0.0%	4.4%
n=	1,001	155	834	184	315	107	1,530	155	406	142	613	129	528	88	6,099

**Table A-11.2**

*Cumulative time spent at Adventist Universities and Colleges*

Years	ECD	ESD	IAD	EUD	NAD	NSD	SAD	SPD	SID	SUD	SSD	TED	WAD	UUC	Average 13 Div
0	11.1%	15.4%	3.6%	8.2%	5.1%	7.4%	1.0%	3.9%	5.3%	58.3%	0.8%	6.2%	7.1%	13.8%	10.3%
1 or more	88.9%	84.6%	96.4%	91.8%	94.9%	92.6%	99.0%	96.1%	94.7%	41.7%	99.2%	93.8%	92.9%	86.2%	89.7%
3 or more	80.6%	79.5%	95.0%	90.2%	88.3%	89.8%	98.2%	87.7%	90.3%	33.3%	97.2%	89.1%	78.9%	85.1%	84.5%
5 or more	72.4%	46.8%	76.3%	78.3%	67.0%	75.9%	85.6%	77.4%	78.3%	21.5%	83.3%	80.6%	66.0%	62.1%	69.9%
8 or more	8.2%	32.7%	18.6%	12.0%	21.3%	13.9%	12.6%	10.3%	12.1%	11.8%	14.0%	8.5%	13.0%	23.0%	14.5%
n=	1,003	156	837	184	315	108	1,534	155	414	144	615	129	532	87	6,126



**Table A-11.3**

Correlation of “Q59. What contribution do you believe teachers in Adventist schools generally make to the mission of the church as you defined it above (in Q53)? Choose ONE” and “Q22. ... which Division of the Seventh-day Adventist Church?”

	<b>ECD</b>	<b>ESD</b>	<b>IAD</b>	<b>EUD</b>	<b>NAD</b>	<b>NSD</b>	<b>SAD</b>	<b>SPD</b>	<b>SID</b>	<b>SUD</b>	<b>SSD</b>	<b>TED</b>	<b>WAD</b>	<b>UUC</b>	<b>Average 13 Div</b>
Significant contribution	77.5%	54.8%	59.2%	46.4%	70.8%	31.8%	60.8%	72.4%	72.2%	45.9%	69.5%	44.5%	75.8%	58.0%	60.1%
Fairly important contribution	15.6%	39.4%	33.2%	38.7%	25.1%	41.1%	23.7%	19.9%	19.9%	37.0%	24.6%	40.6%	16.4%	39.8%	28.9%
A minor contribution	4.6%	4.5%	5.7%	14.4%	3.5%	26.2%	10.5%	6.4%	4.3%	15.1%	4.1%	10.9%	4.7%	1.1%	8.8%
Do not make a great contribution to the mission of the church	2.2%	1.3%	1.9%	0.6%	0.6%	0.9%	5.0%	1.3%	3.6%	2.1%	1.8%	3.9%	3.2%	1.1%	2.2%
n=	992	155	831	181	315	107	1,529	156	417	146	610	128	532	88	6,099

## Supplementary Crosstabulations 12: Effective for Evangelism?

Tables in supplementary Crosstabulations 12 report responses to the question 62, “How effective do you feel is the church’s use of the following for evangelism?”

**Table A-12.1**

*Correlation of “Q62a. Print” and “Q22. ... which Division of the Seventh-day Adventist Church?”*

	ECD	ESD	IAD	EUD	NAD	NSD	SAD	SPD	SID	SUD	SSD	TED	WAD	UUC	Average 13 Div
Not effective to any degree	3.2%	5.4%	1.1%	10.1%	10.7%	11.5%	1.1%	3.3%	2.8%	0.7%	1.4%	7.1%	1.8%	3.6%	4.7%
Only somewhat effective	10.4%	29.9%	13.5%	39.3%	43.6%	41.3%	17.2%	51.3%	13.7%	8.6%	14.1%	48.0%	11.3%	27.7%	26.3%
Quite effective	29.4%	45.6%	38.9%	34.8%	31.6%	26.9%	39.8%	29.3%	33.0%	34.5%	35.9%	30.7%	32.1%	39.8%	34.0%
Very effective	57.0%	19.0%	46.5%	15.7%	14.0%	20.2%	42.0%	16.0%	50.5%	56.1%	48.6%	14.2%	54.8%	28.9%	35.0%
n=	917	147	800	178	307	104	1,461	150	388	139	554	127	496	83	5,768

**Table A-12.2**

*Correlation of “Q62b. Video” and “Q22. ... which Division of the Seventh-day Adventist Church?”*

	ECD	=ESD	IAD	EUD	NAD	NSD	SAD	SPD	SID	SUD	SSD	TED	WAD	UUC	Average 13 Div
Not effective to any degree	5.7%	8.8%	0.1%	2.3%	5.9%	5.8%	1.2%	2.6%	3.1%	0.0%	0.2%	7.9%	2.0%	0.0%	3.5%
Only somewhat effective	18.2%	33.1%	13.2%	25.6%	34.9%	28.8%	16.6%	32.5%	16.1%	7.5%	10.7%	27.6%	12.7%	10.8%	21.3%
Quite effective	30.9%	43.2%	43.0%	40.3%	36.8%	40.4%	45.5%	41.7%	37.9%	44.0%	37.5%	37.0%	32.1%	56.6%	39.3%
Very effective	45.1%	14.9%	43.7%	31.8%	22.5%	25.0%	36.6%	23.2%	42.9%	48.5%	51.6%	27.6%	53.2%	32.5%	35.9%
n=	905	148	798	176	307	104	1,461	151	385	134	550	127	489	83	5,735

**Table A-12.3**

*Correlation of “Q62c. Radio” and “Q22. ... which Division of the Seventh-day Adventist Church?”*

	ECD	ESD	IAD	EUD	NAD	NSD	SAD	SPD	SID	SUD	SSD	TED	WAD	UUC	Average 13 Div
Not effective to any degree	3.2%	15.5%	2.3%	9.6%	7.2%	8.7%	0.4%	1.3%	3.3%	3.1%	1.5%	14.3%	1.8%	1.2%	5.6%
Only somewhat effective	10.6%	37.8%	17.5%	30.5%	40.4%	43.7%	15.7%	31.8%	12.3%	16.8%	14.9%	35.7%	8.7%	30.1%	24.3%
Quite effective	24.0%	35.1%	36.0%	34.5%	36.8%	32.0%	39.7%	39.7%	34.2%	38.2%	36.5%	38.9%	29.0%	45.8%	35.0%
Very effective	62.2%	11.5%	44.2%	25.4%	15.6%	15.5%	44.1%	27.2%	50.1%	42.0%	47.2%	11.1%	60.5%	22.9%	35.1%
n=	908	148	798	177	307	103	1,457	151	389	131	551	126	496	83	5,742

**Table A-12.4**

Correlation of “Q62d. TV” and “Q22. ... which Division of the Seventh-day Adventist Church?”

	ECD	ESD	IAD	EUD	NAD	NSD	SAD	SPD	SID	SUD	SSD	TED	WAD	UUC	Average 13 Div
Not effective to any degree	4.9%	14.3%	1.1%	6.8%	6.6%	5.8%	0.5%	4.7%	2.6%	6.1%	1.3%	10.3%	1.8%	0.0%	5.1%
Only somewhat effective	11.4%	40.8%	17.0%	19.9%	36.7%	37.5%	8.9%	34.2%	12.1%	12.2%	11.3%	37.3%	8.3%	14.5%	22.1%
Quite effective	25.3%	32.0%	36.8%	37.5%	36.7%	33.7%	34.7%	31.5%	33.2%	38.2%	36.7%	27.8%	28.7%	51.8%	33.3%
Very effective	58.3%	12.9%	45.1%	35.8%	20.0%	23.1%	55.9%	29.5%	52.1%	43.5%	50.7%	24.6%	61.1%	33.7%	39.4%
n=	912	147	794	176	305	104	1,460	149	388	131	548	126	494	83	5,734

**Table A-12.5**

Correlation of “Q62e. Internet” and “Q22. ... which Division of the Seventh-day Adventist Church?”

	ECD	ESD	IAD	EUD	NAD	NSD	SAD	SPD	SID	SUD	SSD	TED	WAD	UUC	Average 13 Div
Not effective to any degree	4.2%	8.2%	0.4%	2.8%	6.9%	1.9%	0.7%	2.7%	1.8%	1.5%	0.9%	1.6%	1.4%	0.0%	2.7%
Only somewhat effective	18.9%	27.2%	10.0%	19.7%	34.5%	19.2%	8.5%	30.0%	18.1%	9.1%	6.9%	20.3%	10.6%	6.0%	17.9%
Quite effective	27.9%	41.5%	31.6%	34.8%	28.9%	34.6%	34.1%	34.0%	29.2%	36.4%	28.5%	33.6%	32.4%	38.1%	32.9%
Very effective	49.1%	23.1%	58.0%	42.7%	29.6%	44.2%	56.7%	33.3%	50.9%	53.0%	63.6%	44.5%	55.6%	56.0%	46.5%
n=	911	147	797	178	304	104	1,456	150	387	132	550	128	491	84	5,735

**Table A-12.6**

Correlation of “Q62f. Social platforms like Facebook and Twitter” and “Q22. ... which Division of the Seventh-day Adventist Church?”

	ECD	ESD	IAD	EUD	NAD	NSD	SAD	SPD	SID	SUD	SSD	TED	WAD	UUC	Average 13 Div
Not effective to any degree	4.9%	14.9%	0.5%	8.5%	13.4%	2.9%	2.1%	7.3%	2.3%	2.3%	0.7%	6.3%	2.4%	1.2%	5.3%
Only somewhat effective	25.2%	37.8%	17.9%	29.4%	40.7%	26.9%	19.7%	37.7%	23.8%	20.5%	12.0%	32.8%	14.5%	15.5%	26.1%
Quite effective	29.5%	32.4%	36.3%	29.9%	22.5%	40.4%	36.6%	29.8%	30.0%	34.1%	32.2%	32.8%	35.8%	45.2%	32.5%
Very effective	40.4%	14.9%	45.3%	32.2%	23.5%	29.8%	41.7%	25.2%	43.9%	43.2%	55.1%	28.1%	47.3%	38.1%	36.2%
n=	904	148	793	177	307	104	1,457	151	387	132	550	128	495	84	5,733

## Supplementary Crosstabulations 13: Topics of Sermons Given in Last 12 Months

Item Q67 invited participants to nominate how frequently various topics had been preached in the local church in the last 12 months.

**Table A-13.1**

*Item 67a \* Q22 Crosstabulation – Percentage Frequency of preaching Experience of Salvation by Division in last 12 months*

Frequency	ECD	ESD	IAD	EUD	NAD	NSD	SAD	SPD	SID	SUD	SSD	TED	WAD	UUC	Average 13 Div
0	0.5%	1.6%	0.4%	2.0%	1.4%	0.8%	0.5%	0.0%	0.7%	0.0%	0.3%	5.1%	0.3%	1.1%	1.05%
1 - 2	10.4%	18.6%	9.0%	13.6%	10.3%	13.9%	9.8%	11.3%	9.3%	11.1%	13.6%	21.2%	8.5%	12.4%	12.36%
3 - 4	23.0%	31.1%	19.8%	36.7%	18.3%	23.0%	20.2%	23.2%	24.6%	17.3%	26.0%	16.1%	25.6%	23.5%	23.46%
5+	66.1%	48.6%	70.8%	47.7%	69.9%	62.3%	69.5%	65.6%	65.4%	71.6%	60.1%	57.6%	65.6%	63.1%	63.14%
n=	1,164	183	954	199	349	122	1,724	151	451	162	742	118	610	6,929	1,066

**Table A-13.2**

*Q67b. \* Q22 Crosstabulation – Percentage Frequency of preaching The Life, Death and Resurrection of Jesus by Division in last 12 months.*

Frequency	ECD	ESD	IAD	EUD	NAD	NSD	SAD	SPD	SID	SUD	SSD	TED	WAD	UUC	Average 13 Div
0	0.2%	2.2%	1.4%	1.5%	4.3%	0.0%	1.0%	2.7%	1.3%	0.0%	0.5%	3.4%	0.5%	1.7%	1.5%
1 - 2	15.5%	27.2%	20.0%	27.4%	22.9%	26.4%	21.6%	23.3%	19.1%	17.1%	18.4%	21.2%	15.7%	25.6%	21.2%
3 - 4	31.0%	40.0%	30.0%	45.3%	25.2%	33.9%	33.2%	37.3%	31.1%	30.4%	36.0%	32.2%	31.5%	40.2%	33.6%
5+	53.3%	30.6%	48.6%	25.9%	47.6%	39.7%	44.1%	36.7%	48.4%	52.5%	45.1%	43.2%	52.3%	32.5%	43.7%
n=	1,164	180	952	201	349	121	1,719	150	450	158	741	118	612	117	6,915

**Table A-13.3**

*Q67c. \* Q 22 Crosstabulation – Percentage Frequency of preaching The Trinity by Division in last 12 months.*

Frequency	ECD	ESD	IAD	EUD	NAD	NSD	SAD	SPD	SID	SUD	SSD	TED	WAD	UUC	Average 13 Div
0	4.5%	30.7%	10.3%	36.3%	30.4%	29.4%	12.4%	31.1%	14.9%	5.2%	7.6%	36.2%	9.4%	21.9%	19.9%
1 - 2	30.5%	45.5%	38.3%	38.8%	40.6%	48.7%	43.1%	46.6%	38.7%	33.1%	40.8%	44.0%	35.5%	53.5%	40.3%
3 - 4	33.0%	17.6%	30.5%	19.4%	19.1%	10.9%	27.6%	15.5%	27.5%	27.3%	31.9%	13.8%	32.7%	17.5%	23.6%
5+	32.0%	6.3%	20.8%	5.5%	9.9%	10.9%	17.0%	6.8%	18.9%	34.4%	19.7%	6.0%	22.3%	7.0%	16.2%
n=	1,149	176	947	201	345	119	1,716	148	444	154	740	116	605	114	6,860

**Table A-13.4**

Q67D. \* Q22 Crosstabulation – Frequency of preaching **The Holy Spirit** by Division in last 12 Months.

Frequency	ECD	ESD	IAD	EUD	NAD	NSD	SAD	SPD	SID	SUD	SSD	TED	WAD	UUC	Average 13 Div
0	1.8%	16.3%	4.0%	16.9%	12.0%	9.2%	3.5%	11.6%	6.5%	1.3%	4.2%	18.1%	0.5%	7.8%	8.1%
1 – 2	19.9%	40.4%	29.4%	43.3%	41.0%	46.7%	34.2%	45.2%	32.4%	20.8%	36.8%	50.0%	22.0%	51.3%	35.5%
3 – 4	30.6%	26.4%	31.2%	28.4%	22.1%	15.8%	31.2%	23.3%	35.1%	32.1%	29.3%	19.0%	33.1%	23.5%	27.5%
5+	47.7%	16.9%	35.3%	11.4%	24.9%	28.3%	31.1%	19.9%	25.9%	45.9%	29.7%	12.9%	44.4%	17.4%	28.8%
n=	1,162	178	951	201	349	120	1,718	146	444	159	741	116	608	115	6,893

**Table A-13.5**

Q67E. \* Q22 Crosstabulation – Frequency of preaching **The Miracles or Parables of Jesus** by Division in last 12 Months.

Frequency	ECD	ESD	IAD	EUD	NAD	NSD	SAD	SPD	SID	SUD	SSD	TED	WAD	UUC	Average 13 Div
0	3.1%	4.4%	3.2%	5.5%	9.1%	5.8%	2.7%	8.7%	4.5%	0.0%	0.8%	8.5%	2.5%	7.8%	4.5%
1 – 2	24.9%	34.8%	22.0%	28.9%	28.6%	21.5%	30.7%	32.2%	32.3%	15.0%	25.3%	29.7%	26.9%	35.7%	27.1%
3 - 4	34.1%	29.3%	31.4%	40.3%	28.6%	36.4%	29.2%	28.9%	37.2%	22.5%	33.3%	30.5%	37.3%	33.9%	32.2%
5+	37.9%	31.5%	43.5%	25.4%	33.7%	36.4%	37.5%	30.2%	26.0%	62.5%	40.6%	31.4%	33.3%	22.6%	36.1%
n=	1,157	181	952	201	350	121	1,722	149	443	160	742	118	609	115	6,905

**Table A-13.6**

Q67F. \* Q22 Crosstabulation – Frequency of preaching **The Bible** (e.g. inspiration, authority, etc) by Division in last 12 months.

Frequency	ECD	ESD	IAD	EUD	NAD	NSD	SAD	SPD	SID	SUD	SSD	TED	WAD	UUC	Average 13 Div
0	2.0%	6.5%	3.4%	17.0%	15.8%	10.7%	3.2%	14.2%	4.3%	1.3%	0.9%	24.6%	1.1%	5.9%	8.1%
1 - 2	21.6%	35.9%	28.3%	44.0%	37.5%	49.6%	32.6%	48.6%	29.1%	17.5%	21.5%	35.6%	20.2%	37.3%	32.5%
3 - 4	30.0%	29.3%	29.9%	29.5%	22.9%	18.2%	30.4%	19.6%	30.0%	25.0%	30.0%	19.5%	32.0%	29.7%	26.6%
5+	46.4%	28.3%	38.5%	9.5%	23.8%	21.5%	33.8%	17.6%	36.6%	56.3%	47.6%	20.3%	46.7%	27.1%	32.8%
n=	1,160	184	954	200	349	121	1,721	148	443	160	744	118	610	118	6,912

**Table A-13.7**

Q67G. \* Q22 Crosstabulation – Frequency of preaching *The Sabbath* by Division in last 12 Months.

Frequency	ECD	ESD	IAD	EUD	NAD	NSD	SAD	SPD	SID	SUD	SSD	TED	WAD	UUC	Average 13 Div
0	1.1%	9.3%	3.6%	20.5%	16.0%	5.8%	4.1%	10.1%	5.0%	1.9%	1.1%	22.0%	0.7%	7.7%	7.8%
1 - 2	14.4%	44.0%	22.3%	47.5%	40.6%	43.8%	30.4%	47.3%	22.1%	7.6%	19.0%	42.4%	12.9%	49.6%	30.3%
3 - 4	26.9%	33.0%	31.1%	24.0%	29.1%	28.9%	33.7%	25.0%	27.8%	19.0%	30.8%	22.0%	28.3%	31.6%	27.7%
5+	57.6%	13.7%	43.1%	8.0%	14.3%	21.5%	31.7%	17.6%	45.1%	71.5%	49.1%	13.6%	58.2%	11.1%	34.2%
<b>Total</b>	1,155	182	950	200	350	121	1,716	148	443	158	737	118	612	117	6,890

**Table A-13.8**

Q67H. \*Q22 Crosstabulation – Frequency of preaching *The State Of The Dead* by Division In last 12 Months.

Frequency	ECD	ESD	IAD	EUD	NAD	NSD	SAD	SPD	SID	SUD	SSD	TED	WAD	UUC	Average 13 Div
0	2.3%	26.4%	6.3%	35.8%	26.6%	11.7%	6.3%	25.7%	5.9%	4.5%	2.8%	36.4%	1.3%	20.2%	14.8%
1 - 2	23.4%	46.6%	27.2%	38.3%	45.4%	51.7%	37.8%	49.3%	27.5%	28.2%	28.8%	42.4%	19.6%	56.1%	35.9%
3 - 4	33.0%	18.5%	32.6%	18.4%	19.4%	20.0%	33.6%	14.9%	30.9%	33.3%	33.0%	13.6%	32.7%	17.5%	25.7%
5+	41.3%	8.4%	33.8%	7.5%	8.7%	16.7%	22.3%	10.1%	35.7%	34.0%	35.4%	7.6%	46.4%	6.1%	23.7%
<b>n=</b>	1,153	178	947	201	346	120	1,711	148	443	156	737	118	608	114	6,866

**Table A-13.9**

Q67I. \* Q22 Crosstabulation – Frequency of preaching *Paul's Letters* by Division in the last 12 Months.

Frequency	ECD	ESD	IAD	EUD	NAD	NSD	SAD	SPD	SID	SUD	SSD	TED	WAD	UUC	Average 13 Div
0	2.8%	7.1%	5.7%	11.0%	11.6%	9.1%	5.5%	16.1%	4.5%	1.3%	3.4%	11.2%	4.1%	8.0%	7.2%
1 - 2	23.3%	33.5%	27.4%	29.0%	30.1%	32.2%	34.6%	32.9%	33.3%	19.4%	32.9%	34.5%	28.1%	39.8%	30.1%
3 - 4	31.3%	37.4%	31.7%	41.5%	31.6%	24.8%	32.3%	29.5%	34.5%	34.8%	32.9%	32.8%	34.6%	24.8%	33.0%
5+	42.6%	22.0%	35.3%	18.5%	26.7%	33.9%	27.5%	21.5%	27.7%	44.5%	30.9%	21.6%	33.3%	27.4%	29.7%
<b>n=</b>	1,147	182	950	200	345	121	1,715	149	444	155	739	116	613	113	6,876

**Table A-13.10**

Q67J. \* Q22 Crosstabulation – Frequency of preaching an **Old Testament Passage other than the Book Of Daniel** by Division in the last 12 months.

Frequency	ECD	ESD	IAD	EUD	NAD	NSD	SAD	SPD	SID	SUD	SSD	TED	WAD	UUC	Average 13 Div
0	1.5%	2.7%	1.2%	3.5%	5.7%	4.2%	1.7%	5.4%	2.0%	1.3%	3.4%	6.8%	0.5%	0.9%	3.1%
1 - 2	19.3%	29.5%	19.8%	27.0%	24.7%	25.2%	22.6%	29.5%	22.3%	23.9%	33.0%	35.6%	19.0%	26.5%	25.5%
3 - 4	36.1%	31.1%	36.4%	44.0%	35.1%	29.4%	32.3%	29.5%	31.8%	32.9%	34.2%	28.0%	36.6%	35.0%	33.6%
5+	43.1%	36.6%	42.6%	25.5%	34.5%	41.2%	43.3%	35.6%	43.8%	41.9%	29.5%	29.7%	43.9%	37.6%	37.8%
n=	1,159	183	953	200	348	119	1,719	149	443	155	743	118	610	117	6,899

**Table A-13.11**

Q67K \* Q22 Crosstabulation – Frequency of preaching **The Prophecies of Daniel and/or Revelation** by Division in the last 12 months.

Frequency	ECD	ESD	IAD	EUD	NAD	NSD	SAD	SPD	SID	SUD	SSD	TED	WAD	UUC	Average 13 Div
0	3.1%	14.9%	5.7%	19.0%	22.1%	7.4%	3.6%	16.1%	6.1%	1.9%	5.8%	28.2%	2.6%	8.9%	10.5%
1 - 2	25.5%	33.7%	27.2%	42.0%	27.0%	44.3%	29.2%	36.9%	27.6%	17.8%	38.3%	39.3%	25.6%	38.4%	31.9%
3 - 4	35.8%	28.7%	33.3%	26.0%	26.1%	16.4%	32.4%	24.2%	36.3%	28.0%	34.5%	17.9%	36.4%	27.7%	28.9%
5+	35.6%	22.7%	33.9%	13.0%	24.7%	32.0%	34.8%	22.8%	30.0%	52.2%	21.4%	14.5%	35.4%	25.0%	28.7%
n=	1,160	181	950	200	348	122	1,714	149	446	157	742	117	610	112	6,896

**Table A-13.12**

Q67L \* Q22 Crosstabulation – Frequency of preaching **The Sanctuary and 1844** by Division in the last 12 months.

Frequency	ECD	ESD	IAD	EUD	NAD	NSD	SAD	SPD	SID	SUD	SSD	TED	WAD	UUC	Average 13 Div
0	10.6%	24.9%	11.8%	39.6%	36.2%	21.3%	13.0%	43.5%	14.7%	4.5%	13.3%	47.5%	9.1%	20.2%	22.3%
1 - 2	34.3%	47.5%	35.0%	33.7%	40.2%	46.7%	41.7%	36.1%	39.1%	30.3%	46.7%	34.7%	40.1%	50.9%	38.9%
3 - 4	32.4%	23.2%	28.8%	21.3%	14.9%	13.9%	28.2%	10.9%	29.3%	31.6%	25.3%	11.0%	31.2%	22.8%	23.2%
5+	22.7%	4.4%	24.4%	5.4%	8.6%	18.0%	17.1%	9.5%	16.9%	33.5%	14.7%	6.8%	19.6%	6.1%	15.5%
n=	1,152	181	951	202	348	122	1,711	147	443	155	739	118	613	114	6,882

**Table A-13.13**

Q67M \* Q22 Crosstabulation – Frequency of preaching **The Great Controversy** by Division in the past 12 months.

Frequency	ECD	ESD	IAD	EUD	NAD	NSD	SAD	SPD	SID	SUD	SSD	TED	WAD	UUC	Average 13 Div
0	2.7%	8.2%	5.0%	21.9%	13.8%	6.6%	5.1%	11.0%	6.6%	3.9%	4.7%	24.3%	3.1%	1.8%	9.0%
1 - 2	25.3%	40.7%	25.7%	29.9%	34.5%	36.9%	33.2%	47.3%	28.6%	29.7%	36.2%	44.3%	29.7%	30.7%	34.0%
3 - 4	33.9%	33.0%	35.2%	33.8%	27.3%	28.7%	32.3%	27.4%	34.2%	29.7%	33.6%	16.5%	32.8%	49.1%	30.7%
5+	38.1%	18.1%	34.1%	14.4%	24.4%	27.9%	29.4%	14.4%	30.6%	36.8%	25.4%	14.8%	34.3%	18.4%	26.4%
n=	1,147	182	951	201	348	122	1,709	146	441	155	740	115	609	114	6,866

**Table A-13.14**

Q67N \* Q22 Crosstabulation – Frequency of preaching **The Three Angels' Messages** by Division in the past 12 months.

Frequency	ECD	ESD	IAD	EUD	NAD	NSD	SAD	SPD	SID	SUD	SSD	TED	WAD	UUC	Average 13 Div
0	1.2%	9.4%	6.4%	24.9%	24.5%	13.9%	7.1%	18.8%	4.0%	0.0%	4.4%	23.1%	0.8%	4.3%	10.7%
1 - 2	14.7%	33.7%	27.5%	33.3%	25.6%	36.9%	33.1%	32.9%	20.4%	17.2%	29.9%	41.0%	15.6%	39.7%	27.8%
3 - 4	28.8%	33.1%	31.3%	32.3%	30.8%	29.5%	33.7%	28.9%	32.7%	25.5%	34.8%	20.5%	29.4%	36.2%	30.1%
5+	55.3%	23.8%	34.8%	9.5%	19.0%	19.7%	26.1%	19.5%	42.8%	57.3%	30.9%	15.4%	54.2%	19.8%	31.4%
n=	1,156	181	949	201	347	122	1,711	149	446	157	742	117	609	116	6,887

**Table A-13.15**

Q67O \* Q22 Crosstabulation – Frequency of preaching the **Second Coming** by Division in the past 12 months.

Frequency	ECD	ESD	IAD	EUD	NAD	NSD	SAD	SPD	SID	SUD	SSD	TED	WAD	UUC	Average 13 Div
0	0.3%	4.3%	0.9%	8.0%	6.4%	1.7%	0.5%	6.0%	1.3%	0.0%	0.9%	11.8%	0.0%	1.7%	3.2%
1 - 2	11.5%	28.8%	11.9%	34.3%	25.9%	25.6%	13.5%	40.7%	14.6%	11.0%	19.1%	29.4%	7.6%	32.8%	21.1%
3 - 4	25.8%	30.4%	25.4%	32.3%	31.4%	36.4%	27.3%	26.0%	24.9%	23.2%	29.9%	30.3%	24.8%	32.8%	28.3%
5+	62.4%	36.4%	61.8%	25.4%	36.3%	36.4%	58.7%	27.3%	59.1%	65.8%	50.0%	28.6%	67.7%	32.8%	47.4%
n=	1,148	184	953	201	344	121	1,710	150	445	155	742	119	609	116	6,881



**Table A-13.16**

Q67P \* Q22 Crosstabulation – Frequency of preaching **Creation** by Division in the past 12 months.

Frequency	ECD	ESD	IAD	EUD	NAD	NSD	SAD	SPD	SID	SUD	SSD	TED	WAD	UUC	Average 13 Div
0	1.8%	19.0%	9.7%	27.9%	25.5%	9.0%	10.9%	18.9%	8.4%	1.3%	4.9%	36.5%	2.8%	15.2%	13.6%
1 - 2	27.6%	54.2%	39.0%	42.3%	45.8%	50.8%	43.9%	54.1%	33.1%	26.0%	36.5%	37.4%	29.8%	58.0%	40.0%
3 - 4	34.3%	20.1%	29.0%	21.9%	16.8%	22.1%	26.4%	18.9%	31.7%	23.4%	32.0%	18.3%	34.9%	20.5%	25.4%
5+	36.3%	6.7%	22.3%	8.0%	11.9%	18.0%	18.7%	8.1%	26.8%	49.4%	26.6%	7.8%	32.6%	6.3%	21.0%
n=	1,144	179	941	201	345	122	1,707	148	441	154	737	115	605	112	6,839

**Table A-13.17**

Q67Q \* Q22 Crosstabulation – Frequency of preaching **The Remnant** by Division in the past 12 months.

Frequency	ECD	ESD	IAD	EUD	NAD	NSD	SAD	SPD	SID	SUD	SSD	TED	WAD	UUC	Average 13 Div
0	3.3%	27.1%	9.4%	43.9%	44.4%	11.6%	10.0%	43.2%	8.9%	1.3%	5.7%	50.0%	5.5%	11.4%	20.3%
1 - 2	25.6%	45.8%	34.2%	36.7%	34.0%	40.5%	40.2%	37.8%	34.4%	26.3%	31.8%	37.1%	30.0%	57.0%	35.0%
3 - 4	36.9%	20.9%	30.0%	15.3%	13.3%	33.1%	29.2%	10.8%	33.7%	25.0%	33.6%	7.8%	32.3%	26.3%	24.8%
5+	34.2%	6.2%	26.4%	4.1%	8.4%	14.9%	20.6%	8.1%	23.0%	47.4%	28.9%	5.2%	32.3%	5.3%	20.0%
n=	1135	177	947	196	347	121	1706	148	439	156	741	116	604	114	6833

**Table A-13.18**

Q67R \* Q22 Crosstabulation – Frequency of preaching **The Gift of Prophecy** by Division in the past 12 months.

Frequency	ECD	ESD	IAD	EUD	NAD	NSD	SAD	SPD	SID	SUD	SSD	TED	WAD	UUC	Average 13 Div
0	4.8%	22.7%	11.1%	39.7%	41.2%	20.5%	12.4%	44.3%	12.1%	2.6%	9.5%	46.2%	5.4%	22.1%	20.9%
1 - 2	29.7%	53.6%	39.8%	41.7%	42.1%	46.7%	46.3%	43.0%	39.6%	29.9%	39.8%	38.5%	34.9%	49.6%	40.4%
3 - 4	35.7%	18.8%	28.3%	14.1%	10.7%	18.0%	26.8%	6.7%	32.0%	31.8%	30.6%	12.8%	33.9%	22.1%	23.1%
5+	29.8%	5.0%	20.8%	4.5%	6.1%	14.8%	14.5%	6.0%	16.2%	35.7%	20.1%	2.6%	25.9%	6.2%	15.5%
n=	1,147	181	949	199	347	122	1,708	149	437	154	738	117	611	113	6,859

**Table A-13.19**

Q67S \* Q22 Crosstabulation – Frequency of preaching topics addressing **Local Cultural Beliefs and Practices** by Division in the past 12 months.

Frequency	ECD	ESD	IAD	EUD	NAD	NSD	SAD	SPD	SID	SUD	SSD	TED	WAD	UUC	Average 13 Div
0	10.9%	32.2%	18.6%	44.2%	26.5%	44.3%	23.6%	22.3%	16.8%	9.1%	12.7%	33.6%	9.2%	29.3%	23.4%
1 - 2	35.1%	46.3%	43.8%	37.7%	40.9%	33.6%	44.8%	41.9%	40.5%	37.7%	44.6%	47.4%	35.2%	48.3%	40.7%
3 - 4	33.3%	15.3%	22.3%	13.6%	18.2%	8.2%	20.6%	20.9%	28.0%	24.7%	26.3%	13.8%	32.2%	17.2%	21.3%
5+	20.7%	6.2%	15.2%	4.5%	14.4%	13.9%	11.0%	14.9%	14.8%	28.6%	16.4%	5.2%	23.4%	5.2%	14.5%
n=	1,146	177	945	199	347	122	1,705	148	440	154	742	116	608	116	6,849

**Table A-13.20**

Q67T \* Q22 Crosstabulation – Frequency of preaching **Adventist Education** by Division in the past 12 months.

Frequency	ECD	ESD	IAD	EUD	NAD	NSD	SAD	SPD	SID	SUD	SSD	TED	WAD	UUC	Average 13 Div
0	7.1%	55.7%	22.0%	47.0%	42.7%	33.9%	37.5%	63.5%	25.2%	5.8%	11.5%	65.5%	11.5%	38.3%	33.0%
1 - 2	40.6%	36.8%	44.7%	40.5%	45.2%	43.0%	45.4%	25.0%	43.4%	27.9%	43.7%	31.9%	43.7%	51.3%	39.4%
3 - 4	30.9%	6.9%	21.4%	12.0%	8.1%	16.5%	11.2%	6.1%	21.1%	27.9%	29.8%	1.7%	27.7%	8.7%	17.0%
5+	21.4%	0.6%	11.9%	0.5%	4.0%	6.6%	5.9%	5.4%	10.2%	38.3%	15.0%	0.9%	17.1%	1.7%	10.6%
n=	1,141	174	941	200	347	121	1,703	148	440	154	739	116	607	115	6,831

**Table A-13.21**

Q67U \* Q22 Crosstabulation – Frequency of preaching the **Wholistic Health Message** by Division in the past 12 months.

Frequency	ECD	ESD	IAD	EUD	NAD	NSD	SAD	SPD	SID	SUD	SSD	TED	WAD	UUC	Average 13 Div
0	4.8%	28.9%	16.5%	37.3%	38.6%	22.8%	19.7%	45.6%	15.6%	3.9%	8.9%	45.7%	5.4%	23.9%	22.6%
1 - 2	37.2%	49.4%	44.5%	43.3%	44.4%	45.5%	49.2%	36.2%	43.8%	25.3%	40.1%	42.2%	35.6%	55.8%	41.3%
3 - 4	33.5%	13.9%	24.0%	16.4%	12.0%	22.0%	20.9%	10.7%	27.1%	27.9%	29.9%	11.2%	34.5%	15.0%	21.8%
5+	24.5%	7.8%	15.0%	3.0%	5.0%	9.8%	10.2%	7.4%	13.5%	42.9%	21.0%	0.9%	24.5%	5.3%	14.3%
n=	1,141	180	946	201	342	123	1,708	149	443	154	738	116	609	113	6,850

**Table A-13.22**

Q67V \* Q22 Crosstabulation – Frequency of preaching **Stewardship** by Division in the past 12 months.

Frequency	ECD	ESD	IAD	EUD	NAD	NSD	SAD	SPD	SID	SUD	SSD	TED	WAD	UUC	Average 13 Div
0	3.1%	15.6%	3.4%	32.8%	21.2%	14.0%	1.6%	25.0%	2.9%	0.7%	1.2%	30.2%	1.6%	14.9%	11.8%
1 - 2	11.4%	57.2%	17.8%	48.0%	50.4%	60.3%	18.6%	46.6%	11.5%	27.5%	22.3%	44.0%	13.3%	62.3%	33.0%
3 - 4	22.4%	20.0%	34.1%	15.2%	19.7%	14.9%	30.7%	16.2%	26.5%	26.8%	33.7%	19.0%	30.8%	18.4%	23.8%
5+	63.1%	7.2%	44.7%	4.0%	8.7%	10.7%	49.1%	12.2%	59.0%	45.1%	42.8%	6.9%	54.2%	4.4%	31.4%
n=	1,134	180	946	198	345	121	1,702	148	442	153	739	116	607	114	6,831

**Table A-13.23**

Q67W \* Q22 Crosstabulation – Frequency of preaching **Christian Marriage** by Division in the past 12 months.

Frequency	ECD	ESD	IAD	EUD	NAD	NSD	SAD	SPD	SID	SUD	SSD	TED	WAD	UUC	Average 13 Div
0	2.4%	17.3%	7.9%	31.8%	38.0%	42.9%	11.3%	39.5%	8.2%	5.8%	9.1%	42.2%	2.8%	15.9%	19.9%
1 - 2	18.8%	44.1%	32.6%	40.4%	39.7%	39.5%	45.0%	39.5%	26.1%	35.7%	36.2%	39.7%	20.3%	50.4%	35.2%
3 - 4	34.2%	27.4%	32.2%	23.2%	12.8%	10.9%	26.2%	15.0%	35.9%	29.2%	32.8%	12.9%	36.7%	31.0%	25.3%
5+	44.7%	11.2%	27.2%	4.5%	9.6%	6.7%	17.5%	6.1%	29.8%	29.2%	21.8%	5.2%	40.2%	2.7%	19.5%
n=	1,141	179	947	198	345	119	1,700	147	440	154	737	116	605	113	6,828

**Table A-13.24**

Q67X \* Q22 Crosstabulation – Frequency of preaching **Lifestyle Standards** by Division in the past 12 months.

Frequency	ECD	ESD	IAD	EUD	NAD	NSD	SAD	SPD	SID	SUD	SSD	TED	WAD	UUC	Average 13 Div
0	2.7%	13.3%	8.8%	23.9%	25.4%	14.8%	9.0%	30.4%	6.1%	4.5%	4.5%	28.2%	1.8%	9.6%	13.3%
1 - 2	23.3%	40.6%	37.1%	40.8%	43.7%	33.6%	43.5%	41.2%	31.3%	31.8%	33.4%	41.9%	23.2%	42.6%	35.8%
3 - 4	35.3%	27.8%	31.9%	24.9%	21.6%	30.3%	28.9%	19.6%	35.1%	30.5%	35.5%	23.9%	34.9%	35.7%	29.2%
5+	38.6%	18.3%	22.3%	10.4%	9.3%	21.3%	18.6%	8.8%	27.4%	33.1%	26.6%	6.0%	40.1%	12.2%	21.6%
n=	1,144	180	947	201	343	122	1,701	148	441	154	737	117	608	115	6,843

**Table A-13.25**

Q67Y \* Q22 Crosstabulation – Frequency of Applying Biblical Principles To Challenging Cultural Norms such as lying, cheating, and promiscuity by Division in the past 12 months.

Frequency	ECD	ESD	IAD	EUD	NAD	NSD	SAD	SPD	SID	SUD	SSD	TED	WAD	UUC	Average 13 Div
0	5.0%	16.7%	10.5%	21.0%	16.0%	18.0%	11.1%	22.3%	7.6%	6.0%	4.3%	20.5%	3.8%	12.9%	12.5%
1 - 2	25.6%	46.7%	34.0%	42.5%	32.0%	45.9%	41.6%	41.9%	30.6%	27.2%	32.4%	47.9%	23.6%	44.8%	36.3%
3 - 4	33.1%	21.7%	29.2%	23.5%	29.7%	15.6%	28.6%	18.2%	33.7%	27.8%	29.7%	17.9%	29.5%	24.1%	26.0%
5+	36.3%	15.0%	26.3%	13.0%	22.4%	20.5%	18.8%	17.6%	28.1%	39.1%	33.5%	13.7%	43.1%	18.1%	25.2%
n=	1,131	180	946	200	344	122	1,701	148	445	151	740	117	610	116	6,835

## **Supplementary Crosstabulations 14: What should the SDA Church be doing?**

There are no supplementary crosstabulations for section 14 “What should the SDA Church be doing?” The heading is retained, however, so that the numbering in Appendix A continues to reflect the numbering in the main text of the report.

## Supplementary Crosstabulations 15: Response to COVID-19

Two questions on the survey inquired about the impact that COVID-19 had on the church and the pastors' work. One is reported in full in the main body of the report, the other is reported here.

**Table A-15.1**

*Crosstabulation of "Q33. During the COVID-19 pandemic what happened to worship services at the church(es) that you pastored?" and "Q22. ... which Division of the Seventh-day Adventist Church?"*

	ECD	ESD	IAD	EUD	NAD	NSD	SAD	SPD	SID	SUD	SSD	TED	WAD	UUC	Average 13 Div
My church continued to meet face-to-face throughout the pandemic.	42.5%	32.2%	19.8%	10.7%	6.6%	23.0%	10.7%	5.5%	25.9%	19.5%	20.6%	6.9%	49.6%	50.0%	21.0%
My church on-line for a period of time when we could not meet face-to-face.	36.2%	59.3%	60.9%	82.7%	87.5%	71.3%	81.9%	89.1%	50.3%	62.2%	66.5%	88.1%	31.2%	42.6%	66.7%
My church closed for a period of time and there was no on-line worship option.	19.2%	8.5%	17.5%	6.5%	5.1%	4.6%	6.1%	3.6%	22.0%	15.9%	11.5%	4.0%	17.0%	7.4%	10.9%
My church closed permanently.	2.1%	0.0%	1.8%	0.0%	0.7%	1.1%	1.4%	1.8%	1.8%	2.4%	1.5%	1.0%	2.2%	0.0%	1.4%
n=	803	118	778	168	272	87	1,182	110	336	82	462	101	359	54	4,858

## Supplementary Crosstabulations 16. Miscellaneous

The following items were in the survey, but have not previously been reported in any of the themes above:

**Table A-16.1**

*Correlation of “Q61. As an Adventist minister, how important is it to be part of the world church? Choose ONE” and “Q22. ... which Division of the Seventh-day Adventist Church?”*

	ECD	ESD	IAD	EUD	NAD	NSD	SAD	SPD	SID	SUD	SSD	TED	WAD	UUC	Average 13 Div
Very important - unity makes it possible to spread the gospel	89.7%	81.8%	84.9%	53.9%	50.8%	66.7%	87.3%	58.2%	86.5%	73.8%	84.9%	40.6%	86.3%	78.6%	72.7%
It is important, but must be balanced with the work in our own community	6.4%	10.8%	10.3%	20.6%	29.0%	21.9%	8.9%	24.2%	10.7%	11.7%	12.8%	34.4%	7.8%	15.5%	16.1%
Somewhat important, but the real work is done on the local level	3.4%	6.8%	4.2%	21.1%	17.9%	10.5%	3.3%	15.0%	2.6%	13.8%	2.1%	23.4%	5.4%	4.8%	10.0%
What happens out there doesn't really touch our lives and local work	0.4%	0.7%	0.6%	4.4%	2.3%	1.0%	0.4%	2.6%	0.3%	0.7%	0.2%	1.6%	0.4%	1.2%	1.2%
n=	931	148	808	180	307	105	1,468	153	392	145	563	128	498	84	5,826

**Table A-16.2**

Correlation of “Q53. When it comes to questions of right and wrong, which of the following do you look to most for guidance? Would you say . . . ?” and “Q22. ... which Division of the Seventh-day Adventist Church?”

	ECD	ESD	IAD	EUD	NAD	NSD	SAD	SPD	SID	SUD	SSD	TED	WAD	UUC	Average 13 Div
Religious teachings & beliefs	48.2%	37.0%	70.9%	30.2%	18.8%	36.2%	41.5%	24.7%	43.4%	56.3%	41.7%	14.2%	40.3%	18.0%	38.7%
Religious teachings & beliefs AND Philosophy & reason	5.3%	0.0%	1.2%	3.3%	8.8%	4.8%	3.2%	7.8%	4.5%	2.1%	6.1%	2.4%	2.4%	1.1%	4.0%
Religious teachings & beliefs AND Scientific information	7.6%	7.1%	1.7%	9.3%	7.5%	19.0%	14.8%	4.5%	9.8%	3.5%	8.2%	14.2%	7.6%	6.7%	8.8%
Philosophy & reason	0.6%	0.6%	0.7%	0.0%	0.0%	1.0%	1.5%	0.0%	0.5%	3.5%	1.8%	0.0%	0.2%	0.0%	0.8%
Philosophy & reason AND Practical experience & common sense	1.2%	0.0%	1.3%	1.6%	2.2%	0.0%	1.3%	0.6%	1.2%	2.8%	2.9%	3.9%	0.9%	0.0%	1.5%
Philosophy & reason AND Scientific information	0.5%	0.0%	0.4%	1.1%	1.3%	0.0%	2.8%	0.6%	1.4%	0.0%	2.1%	1.6%	0.6%	0.0%	1.0%
Practical experience & common sense	33.3%	46.8%	18.8%	40.7%	60.0%	37.1%	27.6%	58.4%	35.6%	28.5%	31.8%	57.5%	44.0%	56.2%	40.0%
Practical experience & common sense AND Scientific information	2.6%	8.4%	3.8%	13.7%	1.6%	1.9%	4.7%	2.6%	3.3%	1.4%	4.7%	5.5%	3.9%	16.9%	4.5%
Scientific information	0.7%	0.0%	1.2%	0.0%	0.0%	0.0%	2.5%	0.6%	0.2%	2.1%	0.7%	0.8%	0.2%	1.1%	0.7%
n=	979	154	834	182	320	105	1,509	154	419	144	611	127	539	89	6,077

**Table A-16.3**

Correlation of “Q20e. As I grow and change, I expect my faith to grow and change as well” and “Q22. ... which Division of the Seventh-day Adventist Church?”

	ECD	ESD	IAD	EUD	NAD	NSD	SAD	SPD	SID	SUD	SSD	TED	WAD	UUC	Average 13 Div
0. I really don't know	0.6%	2.4%	1.1%	3.0%	2.6%	1.2%	0.7%	1.9%	0.5%	0.8%	1.7%	2.5%	0.7%	1.1%	1.5%
1. Strongly disagree	3.2%	2.1%	4.4%	0.3%	1.8%	0.8%	2.8%	0.3%	3.4%	5.7%	2.5%	2.1%	6.4%	0.5%	2.7%
2. Disagree more than agree	0.8%	1.0%	1.2%	2.0%	1.1%	0.4%	2.0%	0.6%	0.5%	0.4%	1.4%	1.2%	2.2%	2.2%	1.2%
3. Agree more than disagree	5.3%	11.8%	4.3%	14.1%	8.3%	16.9%	10.7%	11.5%	5.5%	5.7%	2.9%	8.7%	7.7%	14.0%	8.7%
4. Strongly agree	90.2%	82.6%	89.0%	80.6%	86.3%	80.7%	83.8%	85.6%	90.0%	87.3%	91.5%	85.5%	83.0%	82.3%	85.9%
n=	2,107	288	1,900	304	627	249	2,981	312	943	244	1,334	241	1,036	186	12,566



**Table A-16.4**

Correlation of “Q20c. I find religious doubts upsetting” and “Q22. ... which Division of the Seventh-day Adventist Church?”

	ECD	ESD	IAD	EUD	NAD	NSD	SAD	SPD	SID	SUD	SSD	TED	WAD	UUC	Average 13 Div
0. I really don't know	38.9%	32.4%	45.8%	32.2%	30.7%	29.9%	41.9%	24.0%	27.6%	47.3%	49.0%	28.3%	24.1%	46.2%	34.8%
1. Strongly disagree	7.7%	18.7%	19.2%	35.5%	36.2%	25.8%	22.6%	30.1%	14.1%	7.9%	17.4%	34.6%	12.0%	18.8%	21.7%
2. Disagree more than agree	15.4%	18.3%	14.2%	16.1%	18.8%	25.4%	22.4%	27.6%	21.9%	13.3%	13.4%	16.9%	22.3%	10.8%	18.9%
3. Agree more than disagree	32.9%	26.8%	14.3%	13.8%	10.3%	14.3%	9.7%	15.4%	31.2%	24.5%	17.9%	13.5%	35.0%	17.7%	20.0%
4. Strongly agree	38.9%	32.4%	45.8%	32.2%	30.7%	29.9%	41.9%	24.0%	27.6%	47.3%	49.0%	28.3%	24.1%	46.2%	34.8%
n=	2,018	284	1,892	304	622	244	2,980	312	921	241	1,323	237	1,010	186	12,388

**Table A-16.5**

Correlation of “Q21. To what extent is there a natural conflict between being a devout religious person and living in a modern society? “ and “Q22. ... which Division of the Seventh-day Adventist Church?”

	ECD	ESD	IAD	EUD	NAD	NSD	SAD	SPD	SID	SUD	SSD	TED	WAD	UUC	Average 13 Div
There is a lot of conflict.	39.8%	33.8%	24.2%	23.6%	31.6%	35.0%	37.4%	31.9%	44.4%	50.6%	32.4%	24.0%	46.6%	17.8%	35.0%
There is some conflict.	43.9%	23.4%	35.3%	51.7%	52.4%	50.6%	39.1%	55.2%	38.2%	34.6%	53.1%	49.3%	34.0%	36.8%	43.1%
I do not think there is conflict.	12.7%	38.1%	38.1%	23.3%	15.4%	13.6%	21.8%	10.8%	15.2%	11.8%	12.1%	25.8%	16.9%	40.8%	19.7%
I do not know.	3.6%	4.7%	2.5%	1.4%	0.6%	0.8%	1.7%	2.1%	2.2%	3.0%	2.4%	0.9%	2.5%	4.6%	2.2%
n=	1,989	278	1,804	288	617	243	2,877	288	901	237	1,278	221	1,005	174	12,026

**Table A-16.6**

Correlation of “Q19. A ladder where 10 represents the best possible life for you and 0 represents the worst possible life for you. On which step of the ladder do you think you are now?” and “Q22. ... which Division of the Seventh-day Adventist Church?”

	ECD	ESD	IAD	EUD	NAD	NSD	SAD	SPD	SID	SUD	SSD	TED	WAD	UUC	Average 13 Div
1	8.2%	0.4%	2.4%	0.3%	0.5%	2.9%	0.8%	1.4%	5.2%	19.4%	2.9%	0.9%	5.3%	1.1%	3.9%
2	4.3%	0.7%	1.7%	0.3%	0.6%	2.1%	1.0%	1.7%	2.8%	5.9%	1.7%	1.8%	3.1%	2.3%	2.1%
3	6.1%	2.1%	3.2%	2.8%	2.8%	7.0%	2.1%	2.7%	7.1%	8.4%	3.4%	2.7%	5.5%	1.1%	4.3%
4	6.4%	1.1%	3.1%	2.1%	4.7%	5.3%	2.1%	3.4%	5.9%	8.4%	2.8%	2.7%	6.6%	2.9%	4.2%
5	17.9%	11.0%	7.5%	2.8%	6.3%	12.3%	6.9%	7.5%	15.3%	14.3%	9.9%	8.6%	14.1%	15.5%	10.3%
6	9.3%	9.6%	7.4%	5.9%	9.9%	10.3%	7.1%	15.1%	8.6%	5.1%	8.2%	13.6%	11.0%	6.9%	9.3%
7	11.7%	19.2%	14.5%	27.0%	23.7%	16.9%	19.1%	21.6%	15.3%	11.4%	21.3%	25.8%	13.7%	21.8%	18.5%
8	14.2%	24.2%	23.0%	33.2%	26.0%	18.1%	27.8%	28.8%	19.1%	8.4%	25.5%	26.7%	15.2%	22.4%	22.3%
9	8.3%	10.0%	18.4%	17.6%	14.6%	16.9%	16.9%	10.3%	6.7%	5.5%	13.3%	10.4%	10.5%	10.9%	12.2%
10	13.6%	21.7%	18.9%	8.0%	10.9%	8.2%	16.2%	7.5%	14.0%	13.1%	11.2%	6.8%	15.1%	14.9%	12.7%
n=	2,011	281	1,824	289	616	243	2,902	292	900	237	1,298	221	1,008	174	12,122

## **Appendix B: Mock-up of the Global Adventist Pastors' Survey**

This Appendix (which is found in a separate file that should be found adjacent to this report) enables readers to visualize how the Global Adventist Pastors' Survey was presented in SurveyMonkey. It is a "mock up" of the survey. As such, it has all the questions in the same order, and laid out somewhat as they were in SurveyMonkey. Of course, those doing the survey will not see all of the questions as participant were directed into one of three "Branches".

Small green text has been used to indicate how the survey "branches" so that the logic of how that is arranged in the Survey may be observed in this mock-up. Similar text has also been used to indicate the coding used for some questions and to make other explanatory comments that were not part of the survey itself.